



Overview of Non-contributory Social Protection Programmes in the Middle East and North Africa (MENA) Region Through a Child and Equity Lens

Anna Carolina Machado, Charlotte Bilo, Fábio Veras Soares and Rafael Guerreiro Osorio
International Policy Centre for Inclusive Growth (IPC-IG)

Copyright© 2018
International Policy Centre for Inclusive Growth
United Nations Development Programme and the United Nations Children's Fund

This publication is one of the outputs of the UN to UN agreement between the International Policy Centre for Inclusive Growth (IPC-IG) – and the United Nations Children's Fund (UNICEF) Middle East and North Africa Regional Office (MENARO).

The International Policy Centre for Inclusive Growth (IPC-IG) is a partnership between the United Nations and the Government of Brazil to promote South–South learning on social policies. The IPC-IG is linked to the United Nations Development Programme (UNDP) in Brazil, the Ministry of Planning, Development, Budget and Management of Brazil (MP) and the Institute for Applied Economic Research (Ipea) of the Government of Brazil.

Research Coordinators

Anna Carolina Machado (IPC-IG)
Charlotte Bilo (IPC-IG)
Fábio Veras Soares (IPC-IG)
Rafael Guerreiro Osorio (Ipea and IPC-IG)

Researchers

Eunice Godevi (IPC-IG, DAAD fellow)
Imane Helmy (IPC-IG, independent consultant)
Joana Mostafa (Ipea)
Pedro Arruda (IPC-IG)
Raquel Tebaldi (IPC-IG)
Sergei Soares (Ipea and IPC-IG)
Wesley Silva (IPC-IG)

Research Assistants

Anna Davidsen, Anne Esser,
Barbara Branco, Caroline Scott,
Elena Kühne, Fernando Damazio,
Lara Aquino and Yasmin Scheufler

United Nations Online Volunteers

Dorsaf James, Mohamed Ayman,
Sarah Abo Alasrar and Susan Jatkar

Designed by the IPC-IG

Publications team:

Roberto Astorino, Flávia Amaral,
Rosa Maria Banuth and Manoel Salles

Rights and permissions – all rights reserved.

The text and data in this publication may be reproduced as long as the source is cited. Reproductions for commercial purposes are forbidden.

The International Policy Centre for Inclusive Growth disseminates the findings of its work in progress to encourage the exchange of ideas about development issues. The papers are signed by the authors and should be cited accordingly. The findings, interpretations, and conclusions that they express are those of the authors and not necessarily those of the United Nations Development Programme or the Government of Brazil or the United Nations Children's Fund.

This publication is available online at www.ipcig.org.

For further information on IPC-IG publications, please feel free to contact publications@ipc-undp.org.

All programme profiles presented in this publication will be made available on the socialprotection.org platform. Our intention is to keep the information updated, thus any suggestions and/or corrections are welcome. Please contact Anna Carolina Machado (anna.machado@ipc-undp.org) or Charlotte Bilo (charlotte.bilo@ipc-undp.org) if you wish to update, rectify or add any information about the programmes.

Suggested citation: Machado, A. C., C. Bilo, F. V. Soares and R. G. Osorio. 2018. *Overview of Non-contributory Social Protection Programmes in the Middle East and North Africa (MENA) Region through a Child and Equity Lens*. Brasília and Amman: International Policy Centre for Inclusive Growth and UNICEF Middle East and North Africa Regional Office.



**OVERVIEW OF NON-CONTRIBUTORY
SOCIAL PROTECTION PROGRAMMES IN THE
MIDDLE EAST AND NORTH AFRICA (MENA)
REGION THROUGH A CHILD AND EQUITY LENS**

ACKNOWLEDGEMENTS

The Overview of Non-contributory Social Protection Programmes in the Middle East and North Africa (MENA) Region through a Child and Equity Lens is the first of a series of four knowledge products about non-contributory social protection in the MENA region that are being produced by a partnership between the International Policy Centre for Inclusive Growth (IPC-IG) and UNICEF Middle East and North Africa Regional Office (MENARO).

The report consists in the analysis of an inventory of non-contributory social protection programmes. It is based on an extensive review of official government documents and websites, reports and relevant documents produced by international organisations, and academic papers. All documents used in this inventory are listed in the references section. UNICEF Country Offices in the region have helped validate and update programme-level information and have provided some contextual information that has contributed to the overall analysis as well as to the country-specific profiles included in the report.

We would like to express our appreciation to Arthur van Diesen and Buthaina Al-Iryani (UNICEF MENARO) for their comments, suggestions and support throughout the elaboration of this report. We would also like to thank the following UNICEF Country Office teams for their valuable contributions: Algeria, Djibouti, Egypt, Iran (Islamic Republic of), Iraq, Jordan, Lebanon, Libya, Morocco, Oman, State of Palestine, Sudan, Syrian Arab Republic, Tunisia and Yemen. Lastly, we are also grateful to all participants of the eponymous [webinar](#), the first of the MENA Webinar Series, in which this report's main findings were presented, and would like to express our gratitude to the socialprotection.org team who supported us in its preparation.

CONTENTS

ACKNOWLEDGEMENTS	4
ACRONYMS	6
EXECUTIVE SUMMARY	7
1. INTRODUCTION	12
1.1 Child poverty and social protection	12
1.2 Objectives of this study	13
1.3 Context	14
1.4 About this study	19
2. OVERVIEW OF NON-CONTRIBUTORY SOCIAL PROTECTION PROGRAMMES IN THE REGION	22
2.1 Key design features of programmes in the region	22
2.2 Child-sensitive design features	27
3. PROPORTION OF CHILDREN COVERED BY SOCIAL PROTECTION PROGRAMMES IN THE MENA REGION	36
3.1 Rationale	36
3.2 Availability of child poverty data in MENA	38
3.3 Methodology: measuring the share of children covered by social protection programmes	40
3.4 What is the share of children covered by social protection programmes in the region? Overall analysis of programmes' coverage levels	44
3.5 Equity of social protection programmes: estimated coverage levels of poor children	50
3.6 Final remarks on coverage estimates and recommendations	56
4. CONCLUSIONS AND RECOMMENDATIONS	57
5. REFERENCES	60
COUNTRY AND PROGRAMME PROFILES	65

ACRONYMS

AMG	<i>Assistance Médicale Gratuite</i> (Free Medical Assistance, Tunisia)
ASPIRE	Atlas of Social Protection—Indicators of Resilience and Equity
BTS	Back-to-School Education Benefit (Tunisia)
CC-MODA	Cross-country Multiple Overlapping Deprivation Analysis
CCT	Conditional cash transfer
CFW	Cash-for-work
DAIS	<i>Dispositif d'Activité d'Insertion Sociale</i> (Intervention for Social Inclusion, Algeria)
DHS	Demographic and Health Survey
GDP	Gross domestic product
HDI	Human Development Index
IDP	Internally displaced person
IKRC	Imam Khomeini Relief Committee (Iran)
ILO	International Labour Organization
IPC-IG	International Policy Centre for Inclusive Growth
M&E	Monitoring and evaluation
MENA	Middle East and North Africa
MENARO	(United Nations Children's Fund) Middle East and North Africa Regional Office
MICS	Multiple Indicator Cluster Survey
MODA	Multiple Overlapping Deprivation Analysis
NPTP	National Poverty Targeting Programme (Lebanon)
PDS	Public Distribution System (Iraq)
PMT	Proxy means test
PNAFN	<i>Programme National d'Aide aux Familles Nécessiteuses</i> (Tunisia)
PNCTP	Palestinian National Cash Transfer Programme (State of Palestine)
PPAS	<i>Programme d'Allocations Scolaires</i> (Tunisia)
RAMED	<i>Régime d'Assistance Médicale aux Economiquement Démunis</i> (Regime for Medical Assistance to the Most Deprived, Morocco)
SDG	Sustainable Development Goal
SOP	State of Palestine
UAE	United Arab Emirates
UCT	Unconditional cash transfer
UNDP	United Nations Development Programme
UNICEF	United Nations Children's Fund

EXECUTIVE SUMMARY

Through the definition of the targets of the Sustainable Development Goals (SDGs), countries have acknowledged the importance of social protection for poverty reduction. Namely, target 1.3 of SDG 1, “End poverty in all its forms everywhere,” calls for the implementation of nationally appropriate social protection systems and measures for all to achieve substantial coverage of poor and vulnerable populations, including children, by 2030. By including child-specific indicators and targets, SDG 1 urges countries to place children at the centre of poverty reduction efforts and reinforces the need to assess the child-sensitivity of policies, incentivising countries to produce child-disaggregated and child-specific data on both poverty and social protection coverage.

Children in developing countries are more than twice as likely as adults to live in extremely poor households. They account for half of the estimated 767 million people living in extreme poverty worldwide, even though they only represent around a third of the population (UNICEF and World Bank 2016). Moreover, children’s experience of poverty differs from that of adults: not only they are more vulnerable to malnutrition, disease and abuse, they are also more dependent on others for support.

An ever-growing body of research has documented the importance of making social protection programmes more responsive to the specific needs of children. In fact, social protection policies do not necessarily have to target children to benefit them. For example, children can benefit from social protection by having a pensioner in their family. In addition, the design of social protection policies can foster synergies with other basic social services in the areas of health, nutrition and education, helping to achieve other SDGs and to fight multiple dimensions of deprivation faced by children.

This study provides a closer look at child-sensitive non-contributory social protection in the Middle East and North Africa (MENA) region, where child poverty remains a critical concern. A recent study in 11 Arab countries has shown that an estimated one in four children suffers from acute multidimensional poverty, meaning that they are deprived of their basic rights in two or more of the following dimensions: decent housing, health care, safe water, sanitation, nutrition, basic education and information (LAS, UN ESCWA, UNICEF, and OPHI 2017).

Social protection in the MENA region is traditionally characterised by a reliance on universal food, fuel and utility subsidies and on contributory insurance schemes. However, there is growing consensus that non-targeted subsidies disproportionately favour the wealthy and have little effect on poverty reduction. While social insurance systems are in place for those in the civil service and in formal employment, they provide only limited protection for workers outside the formal labour market.

The non-contributory social protection schemes often target particularly vulnerable groups such as those who have lost the capacity to work due to old age and/or disability, or families that have lost their breadwinner or do not have one (e.g. orphans, widows, divorced women, or even women who are single after a certain age), resulting in low coverage of poor and vulnerable working families with children. Moreover, little is known about the proportion of children covered by programmes. This information, however, is crucial for enhancing the child-sensitivity of social protection systems, so that they may reach all vulnerable children and respond to their age-specific needs.

In a context of growing budgetary deficits and fiscal consolidation, countries such as Tunisia, Morocco, Egypt, Iran, Jordan, Yemen and Saudi Arabia are phasing out or reducing food and energy subsidies and reallocating some of the accrued savings to targeted cash transfer programmes. Such reforms can, in principle, offer a good opportunity to invest in children, with the introduction of missing child-sensitive components in social protection systems, which can have positive impacts on several dimensions of children’s well-being, including health, education and nutrition.

Against this background, this report provides an overview of the non-contributory social protection programmes currently implemented in the MENA region and a preliminary estimation of the proportion of children covered by these programmes, which in turn may help countries to report on SDG 1.3 and assess their own policies.

In total, more than 100 non-contributory social protection programmes were mapped and classified in the following categories: cash and in-kind transfers (conditional and unconditional); school feeding programmes; public works programmes (cash-for-work—CFW); educational fee waivers; housing benefits; programmes facilitating access to health (non-contributory health insurance and health care benefits); and food and energy subsidies.

The study is divided into two main parts: the first part consists of a brief synopsis of child poverty and non-contributory social protection in the MENA region (Chapter 1), a regional overview of the main features of the non-contributory social protection programmes (Chapter 2), and an estimation of the proportion of children covered by these programmes, when data on the number of beneficiaries are available (Chapter 3). The second part contains 20 separate country profiles, summarising each country's socio-economic context and the national social protection systems in place. Each country profile is followed by a table containing key information about each individual programme, including target groups, targeting mechanisms, coverage numbers when available, and child-sensitive programme design features.

MAIN FINDINGS

Key design features of programmes in the region

Unconditional cash transfer (UCT) programmes are by far the most prevalent **type of non-contributory social protection** in the region (63). They are followed by unconditional in-kind transfers (23), mostly in the form of food distribution programmes. Food and fuel subsidies were the third most common type of programme (17). Conditional cash transfer (CCT) programmes and school feeding programmes follow next (15 and 13, respectively). The latter targets school-age children by design, but even the former also tends to cover them extensively, as many of the CCT programme have school enrolment/attendance conditionalities. A significant number of countries also provide non-contributory health insurance (13) and health care benefits (12), as well as housing benefits (12) for the poor. CFW programmes (8) and educational fee waivers (9) were found in only a few countries.

Categorical targeting is the most prevalent **targeting mechanism** (111) among the mapped programmes. It is commonly used to identify families without a male breadwinner or whose adult members—particularly the head of the household—are unable to work, including elderly people, those with disabilities and widows. Means-testing (73 in total) is often used in addition to categorical targeting to identify poor households with family members belonging to eligible categories. Fewer programmes were mapped that use proxy means test (PMT) approaches to select beneficiaries (15), although more recent programmes are moving in this direction.

Programmes often target more than one **population group**. Most programmes target poor households (99), while children are the second most prevalent target group (42). People with disabilities and women were found to be the third most common target group (35 each), followed by orphans (27).

Child-sensitive design features

The report also investigates whether the mapped programmes have any child-sensitive features in their design. It does so by looking at potential synergies the programmes may have with the health, nutrition or education sectors. In addition, programmes explicitly targeting children through at least one of its components, and those whose benefit

levels increase with the number of children or household members were also classified as child-sensitive. Features considered in this exercise are not mutually exclusive, and some programmes were classified under more than one category. At least one programme in each country and more than half of the programmes mapped (81) present at least one child-sensitive design feature.

Programmes targeting children

About half of all the programmes targeting children, children with disabilities and/or orphans (68 in total) are cash transfer schemes (35). When looking at the target age group, it becomes clear that almost half the schemes targeting children (29) are for **school-age children only**, which generally includes all school feeding and educational fee waiver programmes, as well as cash transfers that are conditional on school attendance or enrolment. **Very few** programmes (10) explicitly **target pre-school-age children**.

Education

Social protection programmes can enhance children's access to education by directly incentivising school attendance, through school feeding programmes or educational fee waivers, or by making the transfers conditional on school attendance. It was found that all countries except four (Bahrain, Iraq, Libya and Syria) have a non-contributory social protection programme classified as supporting access to education (37 in total). School feeding programmes tend to be the largest programmes, usually targeting all children enrolled in public schools, except for some countries (such as Morocco and Sudan) which use geographical targeting to select regions with higher poverty levels or lower educational indicators. Educational fee waivers usually target a smaller group, such as children from disadvantaged households, and are relevant in countries where the State does not provide education free of charge at all grades.

Nutrition

Non-contributory social protection programmes can help tackle children's malnutrition by improving the consumption levels of households through cash-based transfers or direct food transfers. Most of the 20 programmes identified as being linked to nutrition are school feeding programmes, and five are in-kind transfers providing specific food items for children. Although more than half of all countries have at least one programme supporting children's access to nutrition, most of these programmes are for **children attending school** and exclude those who are out of school and those of pre-school age. As evidence shows that children under 5 are particularly vulnerable to malnutrition (see LAS, UN ESCWA, UNICEF, and OPHI 2017), a lack of social protection programmes covering this age group means that there is still significant room to improve linkages between social protection programmes and nutrition interventions.

Health

Among the programmes mapped in this report, non-contributory health insurance and health care benefits are the most prevalent in contributing to improving the health status of children. The mapping focused on the identification of programmes that have an explicit component related to child health, including insurance, but also cash-based programmes that incentivise immunisation or regular health check-ups through conditionalities. In total, 8 of the 20 countries were found to have programmes explicitly supporting children's access to health (11 in total). Although health is one of the dimensions in which children in many of the countries in the region still face high levels of deprivation (see LAS, UN ESCWA, UNICEF, and OPHI 2017), access to health services appears to be one area in which the contribution of social protection programmes remains smaller compared to other areas.

Programmes whose benefit levels increase with the size of the household

While the benefit levels of cash transfer schemes vary significantly across programmes and countries, it can be observed that they often increase according to the size of the household and, to a lesser extent, according to the age or school grade of the children. In comparison to programmes that pay a fixed amount of benefit per household, they are framed as child-sensitive in this mapping, as they take into account higher expenditure levels of larger families (and of older children). In 17 countries, cash transfer programmes were identified in which benefits are either paid per child or the benefit level increases according to the size of the household (34 in total)—a prevalent feature among countries in the Gulf region.

Proportion of children covered by social protection programmes in the MENA region

Assessing the benefit incidence of social protection programmes is still an incipient practice in the MENA region, and few—if any—assessments consider the coverage of children of different age groups (van Diesen 2017). Administrative data on programme coverage—particularly the coverage of children of different ages—are rarely readily available for this type of analysis.

Yet the report puts forward a methodology based on the comparison between the actual or estimated number of children covered by a particular programme and the number of poor children in the country. The result of this exercise shows that programmes are often not large enough to reach all vulnerable children. Even if programmes were perfectly targeted, most of them would not cover even half of the country's poor children. This result holds for estimates of both multidimensional and monetary child poverty.

In general, non-cash schemes targeting school-age children (especially school feeding programmes and in-kind provision of school supplies) have larger coverage levels than other types of schemes, such as cash transfer programmes. In many countries, the coexistence of several small-scale programmes (as is the case in Jordan and Iran, among others) implies a greater challenge in terms of ensuring that all children can have access to the benefits than just expanding the coverage of existing social protection schemes, disregarding unnecessary overlapping or overlooking the need to ensure that complementary programmes implemented by different agencies reach the same vulnerable child. Here integrated and single registries are an essential step towards the consolidation of administrative data on existing social protection schemes.

Recommendations

Based on the findings of this study and the literature reviewed, the following recommendations show how governments as well as researchers and those involved in policy advocacy can contribute to strengthening non-contributory social protection in MENA and making it more child-sensitive.

- **Collect and make available data disaggregated by gender and age** on all programme beneficiaries through comprehensive household surveys as well as administrative databases and integrated single registries.
- **Undertake regular child poverty studies** to better understand childhood deprivation and vulnerability.
- **Strengthen the evidence base of child-sensitive social protection** through in-depth and mixed-methods programme evaluations and assessments, especially regarding the impact of social protection on children and on the different dimensions of child poverty. In addition, it is important to **share evidence from these programme evaluations and innovative implementation experiences** across the region.

- **Rethink targeting mechanisms:** more rigorous target analysis is needed to better understand how current targeting mechanisms can be improved to better reach vulnerable children without generating unjustifiable exclusion errors.
- **Universal child allowances** should be discussed as a policy option, as they help strengthen a rights-based approach to social protection. Universal benefits for families with children could be made affordable and equitable, especially when combined with progressive tax systems and in the context of subsidy reforms that call for a larger compensation base to maintain social and political stability as opposed to narrow targeting.
- **Expand existing systems.** Given that programmes in the region are frequently not large enough to reach all multidimensionally poor children, there is a strong need to expand them—particularly child/family allowances—to reach all vulnerable children, especially those under 6 years old, who comprise the age group most deprived of specific social protection programmes.
- **Increase the fiscal space for social protection,** depending on the country context, by, for example, phasing out inequitable subsidies, increasing tax revenues through a progressive system and improving revenues from other sources such as zakat.
- **Invest in human capital and basic services, such as health, education and housing.** Investing in social protection alone will not be enough to achieve social transformation.
- **Link existing social protection programmes to nutrition, health and education.** More schemes linked to nutrition for lactating women and pre-school-age children should be promoted. Similarly, enhancing programmes related to child and maternal health and promoting equal access to and incentives for the completion of primary and secondary education should remain at the centre of governments' policy agendas to ensure equitable childhood development.
- **Collaborate and share information** across the different agencies involved, not only at different ministries and levels of government but also with international agencies promoting social protection in the country.
- **Build shock-responsive measures** and create comprehensive and resilient systems that can respond effectively in times of crisis.
- **Improve assistance for migrant children and refugees.** Children are particularly affected by displacement, as national social protection systems are frequently not open or prepared to attend to the fulfilment of foreign children's rights to social protection.
- **The consolidation of a child-sensitive social protection system is possible, and demands a change of perspective.** The recent social spending reforms undertaken in countries in MENA offer a crucial opportunity for countries to enhance their systems and make them better prepared to meet the specific needs of children throughout the different stages of their life.

1. INTRODUCTION

1.1 Child poverty and social protection

One of the main targets of Sustainable Development Goal (SDG) 1—namely, “End poverty in all its forms everywhere”—is to eradicate extreme child poverty (target 1.1) and reduce at least by half the proportion of children living in poverty in all its dimensions, according to national definitions, by 2030 (target 1.2).¹ In addition, SDG 1 envisages the implementation of nationally appropriate social protection systems and measures for all, including floors, to achieve substantial coverage of poor and vulnerable populations, including children, by 2030 (target 1.3). By including child-specific indicators and targets, SDG 1 urges countries to place children at the centre of poverty reduction efforts and reinforces the need to assess the child-sensitivity of policies. It also incentivises countries to produce more and better child-disaggregated and child-specific data on both poverty and social protection coverage.

Children in developing countries are more than twice as likely as adults to live in extremely poor households. They account for half of the estimated 767 million people living in extreme poverty worldwide, even though they only represent around a third of the population (UNICEF and World Bank 2016). Yet child poverty cannot be gauged in monetary terms only, as children experience poverty in multiple dimensions that are crucial to their well-being, including access to nutrition, health, water, education, protection and shelter. Children's experience of poverty differs from that of adults: in addition to being more vulnerable to malnutrition, disease and abuse, they are also more dependent on others for support. The effects of both monetary and multidimensional poverty can have severe consequences for children in their adult life. Shortcomings within the 1,000 days between a woman's pregnancy and her child's second birthday can put the child's health, growth and the development of their brain and nervous system at serious risk in both early childhood and their adult lives (UNICEF 2013). Thus, monitoring the achievement of the SDGs requires a focus on both monetary and multidimensional child poverty. UNICEF (2012, 12) defines social protection as a “set of public and private policies and programmes aimed at reducing and eliminating economic and social vulnerabilities to poverty and deprivation.” Social protection as a set of public policies is generally classified in three broad categories: social assistance (non-contributory social protection), social insurance (contributory social protection) and labour market programmes.²

In recent years, many developing countries have introduced or expanded the coverage of social assistance programmes, particularly in the form of cash transfers, as part of their efforts to reduce poverty and vulnerability.³ However, there is still a large gap in coverage that needs to be addressed if the SDG 1 targets are to be achieved. The World Bank (2017a) estimates that in low-income countries only 20 per cent of poor people are covered by social assistance programmes, and the *World Social Protection Report 2017–2019* (ILO 2017) highlights that despite the progress observed in many parts of the world, only 45 per cent of the global population are effectively covered by at least one social protection benefit.

An ever-growing body of research, including impact evaluations, has documented the positive effects of cash transfer programmes, not only on preventing and reducing monetary poverty and vulnerability but also on improving other human development indicators, including children's well-being and key determinants of multidimensional child poverty (see Bastagli et al. 2016). Nevertheless, social protection systems can be

1. See <<https://sustainabledevelopment.un.org/sdg1>>.

2. In the comprehensive classification put forward by the Inter-Agency Social Protection Assessments, particularly on its Core Diagnostic Instrument (CODI) questionnaire, social protection can also include social assistance services [social care services] and general subsidies. For more information, see <<http://ispatools.org/core-diagnostic-instrument/>>.

3. According to the World Bank (2017a), the number of countries with social assistance programmes has doubled in the past two decades: from 72 to 149 countries. In addition, coverage and expenditures have also increased.

more responsive to the specific needs of children and, therefore, contribute to the realisation of their rights—including the right to social security.⁴ To this end, the design, implementation and evaluation of social protection programmes should consider age- and gender-specific vulnerabilities as well as the different dimensions of children's well-being (UNICEF 2012). Social protection policies do not necessarily have to target children to benefit them. For example, policies providing income security to households can decrease financial barriers to the well-being of children and ensure their access to basic services.⁵ The design of social protection policies can further foster synergies with other basic social services in the areas of health, nutrition and education. As suggested in this study, a social protection programme can be understood as having a child-sensitive design if it has at least one of the following five key features: 1) directly targeting children or families with children; 2) supporting children's food and nutrition security; 3) supporting children's access to health; 4) supporting children's access to education; 5) providing additional benefits to children and/or other members of the household beyond the immediate (direct) beneficiary of the programme.

To achieve SDG 1—particularly target 1.3—it is crucial to assess how well current social protection systems are serving children. Indicator 1.3.1 requires countries to report the proportion of children covered by social protection benefits, disaggregated by sex. The main data sources used for this purpose are the Social Security Inquiry (SSI)—the periodic collection of administrative data from national ministries by the International Labour Organization (ILO)—and global social protection statistics databases, including the World Bank's Atlas of Social Protection—Indicators of Resilience and Equity (ASPIRE).⁶ While these sources are the largest of their kind, they pose significant challenges regarding the extent to which they can provide comprehensive data to measure indicator 1.3.1. For example, the SSI focuses on the coverage of contributory and non-contributory child and family cash benefits and does not measure other types of social protection, such as in-kind or school feeding programmes. ASPIRE, on the other hand, also reports on other types of social assistance but does not offer disaggregated information at programme level. Moreover, administrative data, as collected by the SSI, lack information about whether the poorest and most vulnerable children are covered. While ASPIRE provides this information through household surveys, it is usually limited to large-scale programmes and does not include smaller schemes. Furthermore, household surveys may give imprecise coverage estimates due to sampling bias and underreporting. Finally, as will be discussed further, the monitoring of SDG 1 targets in the Middle East and North Africa (MENA) region is more challenging due to limited data availability for both child poverty and social protection coverage. This results in an underrepresentation of the region in global databases.

Against this background, this study aims to contribute by filling in the aforementioned gaps, providing a comprehensive, programme-disaggregated overview of the non-contributory social protection schemes currently implemented in the MENA region and a preliminary estimation of their coverage of children, which in turn may help countries to report on SDG 1.3 and assess their own policies. The inventory can also serve to inform household survey questionnaires on the list of non-contributory programmes to be covered and to incentivise government agencies responsible for social protection programmes to regularly update and disseminate information regarding numbers of beneficiaries, expenditures and changes in programme design. Hopefully, this can contribute to more comprehensive global databases.

1.2 Objectives of this study

Given the need to increase the availability of data on non-contributory social protection programmes in the region and the important role that social protection can play in tackling both monetary and multidimensional poverty,

4. Article 26 of the United Nations Convention on the Rights of the Child recognises the right of every child to benefit from social security. See <<http://www.ohchr.org/EN/ProfessionalInterest/Pages/CRC.aspx>>.

5. For a discussion on the child-sensitivity of different types of social protection programmes, see also Roelen and Sabates-Wheeler (2012).

6. For a discussion on the different ways that the ILO and the World Bank calculate coverage, see European Commission (2017).

the International Policy Centre for Inclusive Growth (IPC-IG) and the UNICEF Middle East and North Africa Regional Office (MENARO) have partnered to assemble an **inventory of non-contributory social protection programmes**, covering all 20 countries⁷ in the region. The inventory is restricted to government-implemented and, at least partially, government-funded programmes and pays special attention to the identification of child-sensitive design features.

In total, more than 100 non-contributory social protection programmes were mapped. The mapping focused on the following types of programmes: cash and in-kind transfers (conditional and unconditional); school feeding programmes;⁸ public works programmes (cash-for-work—CFW); educational fee waivers; housing benefits; programmes facilitating access to health (non-contributory health insurance and health care benefits); and food and energy subsidies.⁹

This study is divided into two main parts. The first part consists of the current chapter, which presents a brief synopsis of child poverty and social protection in MENA countries. The second chapter provides a regional overview of the main features of current social protection programmes, including the most prevalent child-sensitive programme design features. The third chapter presents an estimation of the proportion of children in the region covered by social protection programmes and, for some cases, whether this share is equitable—such that the poorest and most vulnerable are covered. Lastly, conclusions will be presented in Chapter 4, summarising the study's main findings.

The second part of this study consists of 20 separate country overviews, summarising each country's socio-economic context and the national social protection systems in place. This is followed by a table containing key information on each programme, including target groups, targeting mechanisms, coverage numbers when available, and child-sensitive programme design features.

1.3 Context

The number of children in the MENA region

Of the total estimated 467 million people living in the MENA region in 2016, 36.2 per cent were under the age of 18, and 11.6 per cent were under the age of 5. Figure 1 shows that in 6 of the 20 MENA countries, the proportion of the population under 18 is over 40 per cent, reaching as high as 49 per cent in the State of Palestine (SOP) and 47 per cent in Sudan (World Bank 2017b). A comparison with other regions shows that the relative size of the under-18 population in MENA is significantly lower than in sub-Saharan Africa (49.5 per cent in 2015), yet considerably higher than in Latin America and the Caribbean (31.1 per cent in 2015) (UNICEF 2016a).

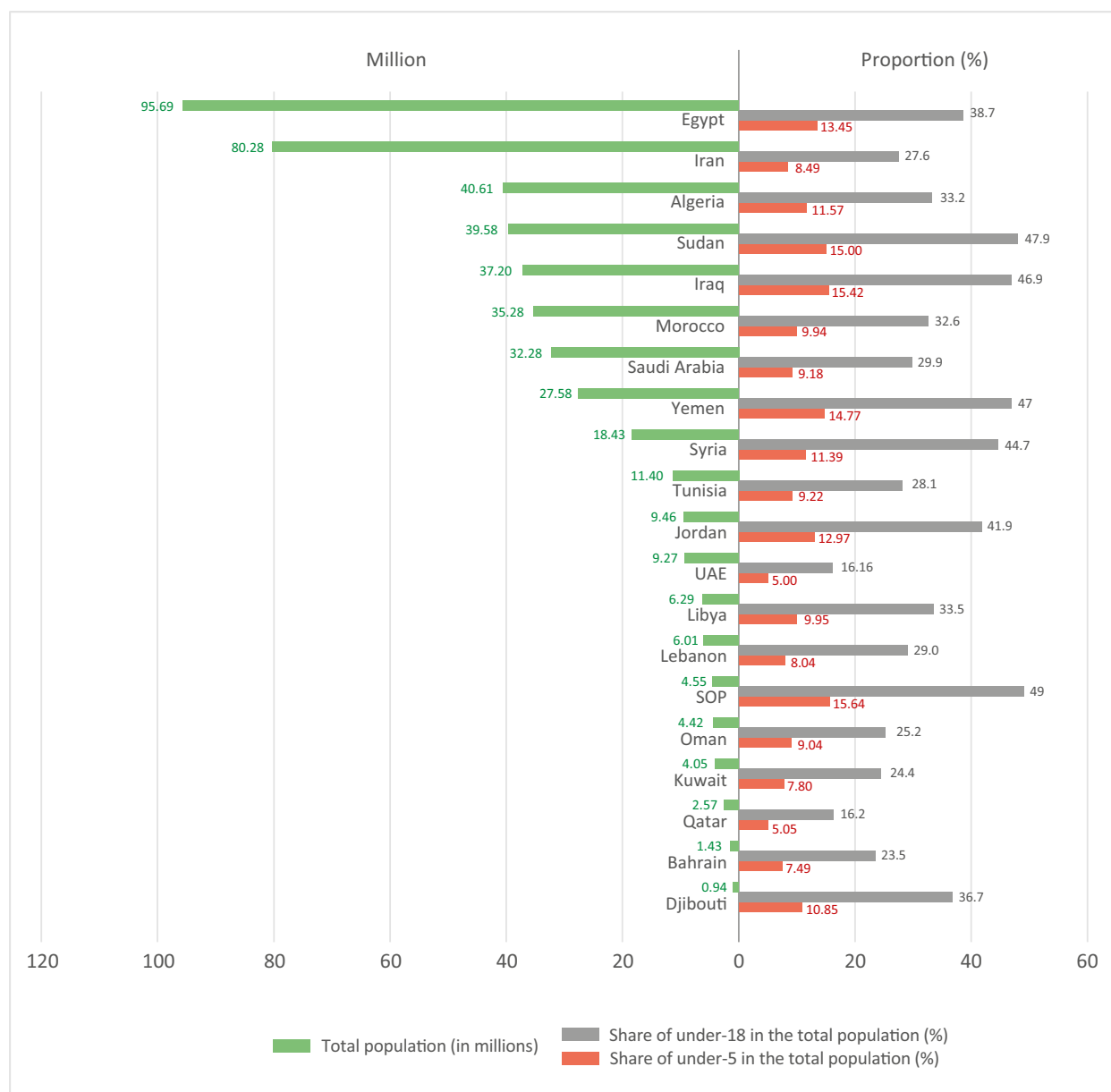
It is important to note that countries in the region are very diverse in terms of their population composition; more than half of the region's total population lives in just four countries (Egypt, Iran, Algeria and Sudan), and three quarters of all children under 18 years of age live in six countries (Egypt, Iran, Sudan, Iraq, Algeria and Yemen).

7. Based on UNICEF's definition of the MENA region, this study covers the following 20 countries: Algeria, Bahrain, Djibouti, Egypt, Iran, Iraq, Jordan, Kuwait, Lebanon, Libya, Morocco, Oman, Qatar, Saudi Arabia, State of Palestine, Sudan, Syria, Tunisia, United Arab Emirates and Yemen.

8. In this study, school feeding programmes are listed as a separated category, even though other studies have classified them as an in-kind provision [see, for example, Silva et al. 2013, Appendix C].

9. Comparing the classification used in this study with the one put forward in the CODI questionnaire (ISPA tools), the former includes almost all social assistance categories and subcategories used by the latter, but it also includes general food, fuel and energy subsidies that belong to a different category under the CODI classification.

Figure 1. Total population vs. under-18 and under-5 in MENA



Source: Authors' elaboration based on World Bank (2017b).

Child poverty in the MENA region

The relatively large number of children in the region reinforces the importance of understanding and combating child poverty. Moreover, food and fuel price volatility and the persistence of conflicts in several countries in the region, such as Iraq, Yemen and Syria, impart even greater importance to the focus on child poverty and the development of child-sensitive social protection programmes. Especially in countries in conflict, investing in children is of utmost importance given the key role they play in peace, development and social transformation while growing up (LAS, ESCWA, UNICEF, and OPHI 2017). However, as further detailed in Chapter 3, countries in the region are lagging behind in reporting on poverty and child poverty indicators, and there is a clear lack of comparable data on households' income poverty and the overall number of children living in poor households in the region (van Diesen 2017).

Monetary poverty

The MENA region is highly diverse in terms of economic and human development. It comprises countries with a very high Human Development Index (HDI), such as Qatar, Saudi Arabia, United Arab Emirates (UAE), Bahrain and Kuwait, as well as countries with a low HDI, such as Sudan, Yemen and Djibouti. The region has made steady progress in reducing extreme poverty (measured as USD1.9 a day at 2011 purchasing power parity—PPP), which fell from 6.2 per cent in 1990 to 2.3 per cent in 2013 (World Bank 2017c). Although overall levels of extreme poverty in the region have been dropping in recent years, eradicating extreme poverty remains a major concern for Djibouti, Sudan and Yemen.

In comparison to international poverty lines, national poverty lines usually provide a better picture of locally defined concepts of poverty. When considering the available poverty estimates based on national poverty lines (available for 14 countries), one can see that they vary widely, from 4.8 per cent in Morocco in 2014 (Haut-Commissariat au Plan 2016) to extremely high numbers in conflict-affected countries such as Yemen, where 62 per cent of the population were estimated to live in poverty in 2016 (World Bank 2016a). Estimates of the number of children living in monetary poverty have not yet been produced in many MENA countries. However, where they are available, they show that children are disproportionately affected, as further discussed in Chapter 3.

Multidimensional poverty

While monetary poverty is an important factor in children's experience of poverty and vulnerability, it is also crucial to understand how they are affected by other forms of deprivation, such as poor infrastructure (shelter, water, sanitation) and lack of access to basic services (schools, health care). To overcome some of the limitations of the concept of monetary poverty, new approaches have emerged to measure the non-monetary dimensions of child poverty, which can help inform national poverty reduction and social protection strategies by tailoring them to the dimensions that affect children's well-being the most in any given country, taking age- and gender-specific vulnerabilities into consideration whenever possible.¹⁰

Multidimensional child poverty estimates are relatively new in the MENA region, but an increasing number of countries are conducting assessments to that end. A recent study by the League of Arab States, the United Nations Economic and Social Commission for Western Asia, UNICEF and the Oxford Poverty and Human Development Initiative (LAS, UN ESCWA, UNICEF, and OPHI 2017) has revealed alarming levels of multidimensional child poverty. According to the study, which covered 11 countries from the League of the Arab States,¹¹ one in four children (29.3 million) experiences acute poverty, lacking basic rights in two or more of the following dimensions: decent housing, health care, safe water, sanitation, nutrition, basic education and information.

Sudan is the country with the highest proportion of children living in acute multidimensional poverty (74 per cent) (see also Box 1 in Chapter 3) (ibid.). The situation is also particularly worrisome in countries affected by conflict, such as Iraq, Syria and Yemen, where millions of children are deprived of their most essential needs (UNICEF 2016b; 2017a). A closer look at some of the key dimensions of children's well-being reveals that, despite progress, disparities across and within MENA countries remain high.

10. In Mexico, for example, multidimensional poverty measurements helped identify coverage gaps among children under 9 years of age. As a result, the national conditional cash transfer programme *Prospera* [previously known as *Oportunidades*] lowered the age requirement to include under-9 children in its social transfer scheme. For further discussion on the relevance of measuring both monetary and multidimensional poverty, see UNICEF and the Global Coalition to End Child Poverty (2017).

11. Nine of which are located in the MENA region, as per the definition adopted in this study: Algeria, Egypt, Iraq, Jordan, Morocco, State of Palestine, Sudan, Tunisia and Yemen.

Health

According to UNICEF (2017b), the average under-5 mortality rate in the MENA region has been more than halved between 1990 and 2015. However, only half of the countries in the region met the Millennium Development Goal (MDG) 4.A target of reducing the under-5 mortality rate by two thirds by 2015. Rates remain especially high in Sudan and Djibouti (70 and 65 deaths per 1,000 live births in 2015, respectively), and some of the Maghreb countries, such as Morocco and Algeria, should strive to further reduce under-5 mortality rates (28 and 26 deaths per 1,000 live births in 2015, respectively). Besides the countries of the Gulf Cooperation Council, Lebanon has one of the lowest child mortality rates in the region (8 per 1,000 live births in 2015). Regarding MDG 5, only three countries have managed to reduce maternal mortality by three quarters between 1990 and 2015: Iran, Lebanon and Libya. Similar to child mortality, maternal mortality ratios remain especially high in Sudan and Yemen (ibid.).

Nutrition

Underweight remains a serious challenge in Sudan and Egypt, whose children comprise almost half of the 4 million affected children in the region. About 10 million children under the age of 5 are estimated to be stunted (too short for their age), 75 per cent of whom live in Egypt, Sudan, Yemen and Iraq. Countries experiencing humanitarian crises—such as Syria—are facing reversals in progress towards reducing the chronic malnutrition of children, which is severely affecting their future development. The situation is particularly alarming in Yemen, as almost half of all under-5 children are affected by stunting. It is estimated that in some regions in Yemen the average acute malnutrition (wasting) rates among under-5 children are twice as high as the globally established critical emergency rates (UNICEF 2017b).

Education

MENA countries are progressively ensuring equitable access to education for all children. According to official estimates, most have reached or are at the point of reaching universal primary education, and net enrolment rates in primary education have been increasing steadily in all countries since 2004. Despite this overall progress, there are marked differences in the region: in Djibouti as many as 43 per cent of children of primary school age are out of school, while other countries, such as Algeria, Tunisia, Morocco and the Gulf countries, have made considerable progress in reducing their proportion of out-of-school children (UNESCO 2016 in UNICEF 2017b).

The outbreak of humanitarian crises has severely affected children's access to education, particularly in Yemen, Syria and Sudan, where it is estimated that over 3.8 million children of primary school age are out of school, representing 90 per cent of all out-of-school primary-school-age children in the region (UNICEF 2017b). In countries affected by the Syrian crisis, especially Syria, Jordan and Lebanon, the proportion of out-of-school children increased between 2005 and 2014 (ibid.). Girls in Iraq, Yemen and Sudan are less likely to complete primary education than boys, while in other countries with available data the completion rate for girls is slightly higher than for boys. Overall, gender disparities are most pronounced at the tertiary level and are in favour of girls in more than half the countries in the region (ibid.).

Key features of social protection in the MENA region

Recent developments in social protection in MENA

Social provision in many countries in the MENA region traditionally consisted of a combination of public employment, contributory social security benefits for those in formal employment and universal food, fuel and energy subsidies. Social insurance funds and pension schemes are available for civil servants and those

working in the formal sector, most commonly providing retirement pensions, compensation for injury or disability, unemployment insurance and sickness and maternity benefits (Devereux 2015) and, to a lesser extent, child and family allowances (ILO 2015). However, it is estimated that only one third of the workforce in the MENA region is covered by formal social insurance systems (Silva et al. 2013). Where the provision of social insurance benefits is linked to employment, coverage rates tend to be very low. This applies especially to countries with a large proportion of the population working in the agricultural or informal sectors, thus excluding the poorest and most vulnerable segments of society.

In parallel, food subsidies aim to avoid negative price shocks that can be especially devastating for the poorest households (especially in countries largely dependent on food imports), while energy subsidies aim to play a similar role in countries that are heavily dependent on energy imports. However, there is growing consensus that subsidies are relatively ineffective in reducing poverty when compared to other social protection instruments, as they tend to benefit wealthier people (who have higher consumption levels) more than the poorest, resulting in a pro-rich, regressive distribution system.¹²

In summary, the systems in place are found to be limited in reaching those outside formal employment and protecting vulnerable people effectively against destitution. In recent years, the growing youth bulge, economic crisis and oil price dynamics have started to make this traditional system of social provision unsustainable. In addition, budget constraints—largely due to decreasing government revenues and lower oil prices—have contributed to a change in the composition of social protection spending in Arab countries (Verme and Abdelkrim 2017), and universal or quasi-universal energy and food subsidy schemes have been undergoing significant reforms. Between 2010 and 2014, Iran, Yemen, Jordan, Morocco, Egypt and Tunisia undertook reforms to reduce or even phase out some subsidy schemes. Subsidy reforms are a common policy recommendation from international organisations such as the International Monetary Fund (IMF) and the World Bank, which also advocate the use of some of the budget savings yielded by these reforms to implement compensatory measures—usually conditional or unconditional cash transfer programmes targeting poor people (IMF 2017a).

In 2010, Iran introduced one of the largest cash transfer programmes of its kind—the Targeted Subsidies Reform Act—to compensate for the impacts of its subsidy reform, reaching almost universal coverage in 2011.¹³ In 2014, the Government of Egypt launched substantive fossil fuel price reforms and announced the allocation of nearly 50 per cent of the savings accrued from these reforms (USD3.6 billion) towards health care, education and social protection programmes, including the targeted cash transfer programme *Takaful* and *Karama* (World Bank 2015). More recently, Saudi Arabia has announced the expansion of targeted cash transfers to compensate for large-scale subsidy reforms (through the Citizen's Account Programme).

Categorical targeting

The MENA region presents a clear overreliance on categorical targeting in non-contributory social assistance programmes, for which eligibility to benefits is based on the loss of capacity to work due to old age and/or disability, or related to the loss of the family provider/breadwinner (e.g. financial support for orphans, widows, divorced women, or even women who are single after a certain age). Categorical targeting is usually complemented by some type of means-testing (e.g. ineligibility for contributory pensions), and more recently, proxy means-testing, to prioritise poor and vulnerable individuals and families.

12. See, for instance, Sdrilevich et al. (2014), who analyse the share of benefit from energy subsidies received by income quintile in a number of Arab countries and show that in most countries the richest quintile receives significantly more than the poorest. Similarly, Cockburn et al. (2014) in Egypt and El Lahga (2017) in Tunisia find that energy subsidies disproportionately benefit the richer populations.

13. For further analysis, see Shahyar (2017).

Although categorical targeting tends to ensure larger coverage rates than other targeting approaches, even in rich countries in the region with generous social assistance programmes, large segments of the population seem not to be entitled to social protection.¹⁴ Even though it usually includes orphaned children, it also tends to discriminate against children from poor and vulnerable working families. Some countries have started bridging this gap by implementing new flagship cash transfer programmes, such as *Takaful* (2015) in Egypt or *Shamel* (2016) in Sudan, which also target poor working families with children.

The role of zakat

Another important peculiarity of social protection in the MENA region is the role played by zakat. As one of the five pillars of Islam, zakat—the compulsory giving of a portion of one's wealth to charity—is considered a religious duty for all adult Muslims with a minimum standard of wealth and functions as an important redistribution mechanism. In some countries, zakat collection is regulated by the State, and its distribution has been merged with social protection systems. Programmes provided by State-operated Zakat Funds were mapped in Jordan, Kuwait, Qatar, the SOP and Sudan. In Sudan, the Zakat Fund supported over 2.1 million families with cash transfers and other benefits in 2016 (Office of Zakat 2016). Similarly, the National Zakat Fund in Jordan is, together with the National Aid Fund, an important component of the national social protection system, offering cash transfers to poor people and other vulnerable groups such as orphans and people with disabilities.

Humanitarian crises

Lastly, the region has recently seen a dramatic increase in the number of internally displaced persons (IDPs) and refugees. Conflict and violence have deeply affected some countries in the region, leaving millions of people in need of humanitarian assistance, as in the case of Iraq, Yemen and Syria. The flow of IDPs and refugees has revealed the limits of social protection systems in many countries in the region affected by crisis. On the one hand, IDPs may lose access to social protection benefits due to the lack of portability of benefits. On the other hand, refugees are generally not eligible for social protection benefits as non-nationals in foreign countries, nor are they legally entitled to work, which in a context of protracted crisis puts pressure on host countries and may negatively affect their relationship with local host communities, with the potential to generate tension. The Syrian crisis in particular has underlined the importance of improving the shock-responsiveness and resilience of social protection systems and to use cash schemes developed in the context of the humanitarian crisis to strengthen social protection systems.¹⁵

1.4 About this study

This mapping was based mainly on a literature review, which included reports from international organisations such as UNICEF, the World Food Programme (WFP), the World Bank, the United Nations Economic and Social Commission for Western Asia (UN ESCWA), the United Nations Development Programme (UNDP) and the IPC-IG, as well as international development think tanks such as the Institute of Development Studies (IDS) and the Overseas Development Institute (ODI). The mapping also consulted programme-specific information made available on official government websites. Sources were either accessed online or shared by social policy focal points in UNICEF Country Offices in the MENA region. Most sources were either written in English or French or,

14. The UAE and Qatar have a significant non-national population (80 per cent), composed mainly of low-skilled workers from South and South-East Asia. In these countries, most social security and assistance schemes are only available for nationals.

15. UNICEF's experience of humanitarian cash transfers in the MENA region has shown that linking them to national social protection systems can improve the efficiency and effectiveness of humanitarian responses. Although there is no 'one-size-fits-all' solution for how to build these linkages, it is important that national social protection systems are prepared to adapt quickly in times of crisis. For a review of the lessons learned from humanitarian cash transfer programmes in the region, see Smith (2017).

to a lesser degree, Arabic.¹⁶ All programme information that was gathered was organised by country and continuously shared with focal points from the respective UNICEF Country Offices to review and complement the inventory.¹⁷ In some cases, government officials were consulted to update and/or validate the information. The inventory was also shared with members of the Regional United Nations Development Group (R-UNDG) Working Group on Social Protection for validation. In total, 11 types of non-contributory social protection programmes were included in this study. In addition to programmes such as cash and in-kind transfers, food and energy subsidies were also included, given their high prevalence in the region and the traditional reliance of MENA countries on them as a social protection tool.

The mapping focuses on programmes and schemes that are implemented by national governments and are fully or at least partially financed by the State. Zakat-funded programmes that fall into the programme types prioritised in this study are included using the following criteria: i) the participation of government institutions exercising ultimate decision-making authority; and/or ii) funding or operational support from the public sector (commonly from a Ministry) for administrative activities of Zakat Funds.

A comprehensive review of humanitarian support schemes fully financed by international organisations is outside the scope of this inventory. However, they are included when these projects make use of government structures, or when a handover to public authorities is planned in the near future. This is especially the case for programmes in conflict-affected countries such as Libya, Syria or Yemen. In these countries, national social safety net structures have often suspended their operations; therefore, humanitarian programmes play a crucial role in providing assistance to the population.

When programmes have been disrupted due to conflict, programme design features are described as they were before the programme's discontinuation. Despite the uncertainty regarding whether they will be resumed in the near future, those programmes have still been included. In the case of Yemen, for example, the inventory briefly mentions changes that occurred after 2015 to reflect the programmes' shock-responsiveness.¹⁸

Child-sensitive design features

Given the growing literature on the topic, there are many ways to operationalise the analysis of child-sensitive social protection. In a joint study by UNICEF MENARO and ODI, Marcus et al. (2011) conducted a mapping of child-sensitive social protection in the MENA region comprising both contributory and non-contributory schemes. The authors classified the different schemes as protective, preventive, promotive or transformative social protection, drawing on the transformative social protection framework put forward by Sabates-Wheeler and Devereux (2004). Most programmes mapped in the study fall within the 'protective' category. According to the authors, programmes supporting children's access to education are the most common type of child-focused social protection in the region. Programmes promoting the nutritional well-being of under-5 children and of pregnant women were found to be frequent in several countries in the region. Fewer programmes promoting children's access to health services were identified.¹⁹

16. For those countries for which the level of information in English or French was more limited, Arabic documents were reviewed.

17. Note that information for Bahrain, UAE, Kuwait, Saudi Arabia and Qatar is based on literature reviews only. It is also important to emphasise that the level of information available varies greatly across countries and programmes.

18. Note that a deeper analysis of shock-responsive social protection in the region is part of a forthcoming study by the IPC-IG and UNICEF MENARO.

19. Note that the mapping conducted by Marcus et al. (2011) also included other programme types than in this study (i.e. humanitarian programmes for refugees). Moreover, the classification of child-sensitive programmes differed from the study at hand, classifying, for example, food subsidies as programmes supporting children's access to food. The categories chosen in this study are strict (i.e. programmes must have a **specific** feature supporting children's access to nutrition).

The approach used to assess the child-sensitivity of the non-contributory programmes mapped in this inventory draws on the research conducted by Marcus et al. (2011). The purpose was to understand the extent to which the specific needs of children are incorporated into programme design. As this mapping provides a descriptive overview of the design features of programmes currently implemented in the region, issues such as the accuracy of implementation or impact evaluations that measure specific child-related outcomes were not considered at this stage.

It is not suggested that programmes with child-sensitive design features automatically result in children's increased well-being. Many other factors need to be considered, such as the local context and the availability of basic services. Moreover, other programmes—such as general food or cash transfers targeting poor households—can have indirect positive effects on children without explicitly including child-related features in their design. For conditional cash transfer (CCT) programmes in particular, there is no final consensus on whether conditionalities are really needed to achieve desired programme outcomes, when compared to unconditional cash transfer (UCT) programmes.²⁰ This study aimed to identify the programmes that take children into account either by design or by underlining synergies to health, nutrition or education, thus having the potential to improve children's status in these areas.

The following five categories were used to describe child-sensitive design features of the mapped programmes. The features are not mutually exclusive, and some programmes are classified under more than one category.

- **Programmes targeting children:** All programmes that explicitly target children through at least one component (examples include cash transfers paid only to families with children or individual benefits for children, such as transfers to orphans or school feeding programmes). Programmes targeting lactating or pregnant women are also included here. Programmes targeting poor households, without specifying children or families with children as a target group, do not fall into this category.
- **Supporting children's access to education:** Programmes that are designed to increase children's access to education. This can include cash transfers conditional on children's school attendance, as well as school fee waivers, school-related in-kind transfers or school feeding programmes.
- **Supporting children's access to nutrition:** This category includes programmes that provide food items to children to ensure their food security, such as school feeding programmes or food transfers targeting children or pregnant or lactating women. Programmes that could indirectly enhance children's access to food, such as in-kind or cash transfers targeting poor families, are not considered here.
- **Supporting children's access to health:** This category comprises all programmes that explicitly support children's access to health care services, such as non-contributory insurance with a specific component for children (i.e. under 5 years old), as well as programmes with health-related conditionalities or those that have a specific health component for children and/or pregnant or lactating women (i.e. health sessions). Non-contributory health insurance targeting the whole household is not included in this category.
- **Benefits increase with the number of household members/children:** This classification includes cash transfers whose structure allows for the benefit levels to increase with the number of children/members in the household (even if there is a cap), as well as programmes in which benefits are paid per child (i.e. individual transfers to children).

20. Moreover, conditionalities present several challenges of their own. For a discussion on child- and gender-sensitive cash transfers, see also Tebaldi, Esser, and Davidsen [2017].

2. OVERVIEW OF NON-CONTRIBUTORY SOCIAL PROTECTION PROGRAMMES IN THE REGION

2.1 Key design features of programmes in the region

Programme types

In total, 117 non-contributory programmes were mapped in 20 countries. Algeria is the country with the most schemes mapped (14 in total), followed by Morocco (9).²¹ Fewer programmes were mapped for Lebanon and Iraq (4 and 3, respectively). However, these figures require some clarification. First, some of the schemes are large umbrella programmes which include several subprogrammes. For instance, the National Aid Fund (NAF) in Jordan provides several different cash transfer schemes as well as non-contributory health insurance. Similarly, the Zakat Fund in the SOP includes a programme for orphans, financial assistance for poor families as well as in-kind and emergency transfer programmes. It is also important to highlight that subprogrammes are counted and analysed in the same way as other individual, single programmes and those without subprogrammes. This leads to a total count of 155 programmes (see also Annex I, which presents the total number of programmes by programme type for each country). Moreover, for the following sections, it is important to keep in mind that a programme can be classified as more than one programme type and can target more than one population group (i.e. a programme that targets poor children being classified as targeting 'children' and 'poor households'). Likewise, more than one targeting mechanism (i.e. categorical and means-testing) can be used to identify beneficiaries etc. Therefore, the classifications used for the different programme design features are not mutually exclusive.

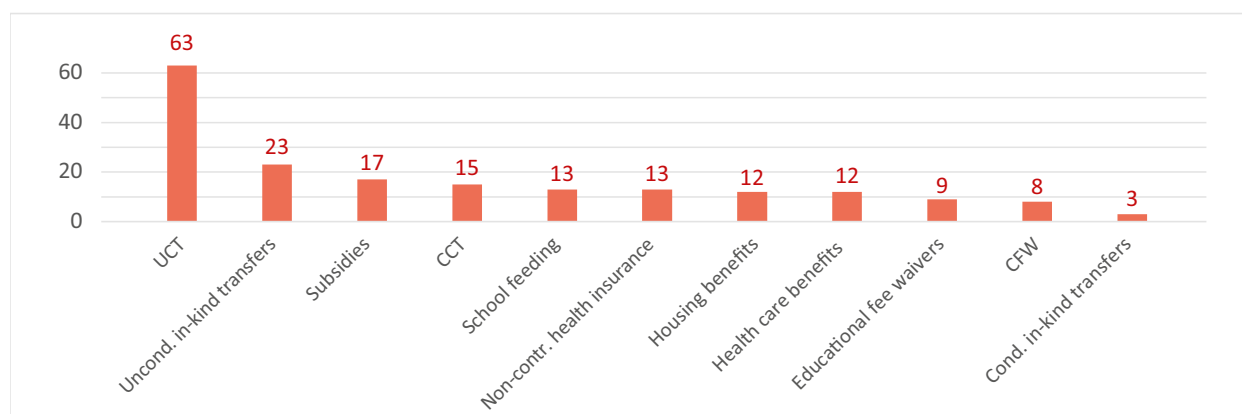
Second, programmes can differ significantly in scale, benefit value and delivery frequency. Iran's Subsidy Reforms Act, for example, reaches almost universal coverage, and Yemen's Social Welfare Fund covered 35 per cent of the population in 2013 (IPC-IG and UNICEF 2014), before being suspended during the conflict. Other programmes have a significantly smaller scale or are limited to certain regions. In the UAE, for instance, four out of five programmes are only available for nationals residing in Dubai. Thus, having a larger number of programmes **does not necessarily suggest a more comprehensive social protection system** and can even reflect segmentation and a lack of clear targeting criteria. Moreover, the level of benefits further determines the significance of schemes. In Iran, for example, transfers from the Targeted Reform Act amounted to 6.5 per cent of gross domestic product (GDP) and about 29 per cent of the median household income in 2011 (Salehi-Isfahani and Mostafavi 2017). It should also be noted that delivery frequency can vary significantly between programmes. Certain programmes—including most emergency cash transfers—are usually paid on an *ad hoc* basis.

As Figure 2 shows, UCT programmes represent the most common type of intervention by far, followed by unconditional in-kind transfers—in most cases, food distribution programmes. Subsidies were the third most common type of intervention. CCT programmes rank fourth in the list and usually have school enrolment and/or attendance as the most common form of conditionality. A significant number of countries also provide school feeding programmes, non-contributory health insurance and housing benefits for the poor. CFW programmes and educational fee waivers were mapped for only a few countries.²² For a detailed table listing the total number of programmes mapped per country, see Annex I.

21. Note that the terms 'programme' and 'scheme' are used interchangeably in this study.

22. Note that the low number of educational fee waiver programmes can also be explained by the fact that some countries do not consider them as part of their social protection system but, rather, as part of educational policies. Moreover, in some countries fee waivers may not be very common because of free education.

Figure 2. Number of programmes by programme type



Source: Authors' elaboration based on mapped programmes.

Note: A programme can be classified as more than one programme type.

Cash transfer programmes

A closer look at the cash transfer programmes in the region shows that all 20 countries implement at least one cash transfer scheme (see Table 1), varying greatly in terms of programme design and objectives. UCTs in the MENA region are often designed to support poor families without a male breadwinner or whose household head is unable to work—which explains why children are usually not the explicit focus of these programmes (except for orphans and children with disabilities). Moreover, only a few cash-based schemes were mapped that target lactating women and younger children. The few examples include Yemen's Social Fund for Development and Djibouti's Social Safety Net.

Table 1. Overview of programme types by country

	UCT	Uncond. in-kind	Subsidies	CCT	School feeding	Housing	Non-contr. health insurance	Health care benefits	CFW	Edu. fee waivers	Cond. in-kind
Algeria	●		●	●	●	●	●		●	●	●
Bahrain	●		●			●					
Djibouti	●	●	●	●	●			●	●	●	
Egypt	●		●	●	●	●	●		●		
Iran	●	●	●		●		●	●			
Iraq	●	●	●								
Jordan	●	●	●	●	●	●	●	●		●	
Kuwait	●	●	●	●	●	●				●	
Lebanon	●	●	●					●		●	
Libya	●	●	●			●		●			
Morocco	●		●	●	●		●	●	●		●
Oman	●	●	●	●		●					
Qatar	●	●	●	●	●	●					
Saudi Arabia	●		●	●							
SOP	●	●						●		●	
Sudan	●	●		●	●	●	●			●	
Syria	●										
Tunisia	●		●	●	●			●			
UAE	●	●	●			●				●	
Yemen	●	●		●				●	●	●	

Source: Authors' elaboration based on mapped programmes.

Twelve countries in the region were found to have one or more CCT programmes (see Table 1). The majority of CCTs are linked to educational conditionalities. In this study, education-related CCTs include cash transfers for families with school-age children which are conditional on school attendance or enrolment (whether verified or not), but also educational scholarships and student grants paid to individual students, which have an implicit conditionality (for a more detailed discussion on education-related programmes, please see below). Compared to other programme types, CCTs remain fewer in number, but they have recently gained more relevance. Some of the more recent examples include the *Takaful* programme in Egypt for poor households with children and the Direct Assistance to Widows programme in Morocco, both introduced in 2015.

In-kind transfer programmes

There is a long-standing debate about whether to use cash or in-kind (food) transfers in social protection which has been receiving renewed attention (for a recent review, see Alderman et al. 2018). While increasingly more countries have been implementing cash transfers, food-based transfers remain a common form of social safety net. Food transfer programmes have been criticised for being less efficient and providing less choice to the beneficiary. In comparison, cash- or voucher-based transfers can boost local markets and are in general perceived as less paternalistic (see Gentilini 2016). While the costs of cash and voucher transfers are usually lower than those of in-kind transfers, it cannot be generalised that they are always more effective in combating the various forms of poverty, especially when looking at their impact on malnutrition. As Gentilini (ibid.) argues, design and context—including duration, frequency of transfers and price volatility—are important factors determining the impact of any programme.

In-kind transfers²³ are less common in the MENA region than cash transfers, but 15 countries still have at least one type of either unconditional or conditional in-kind transfer (see Table 1). In-kind transfers are commonly provided in the form of food, except for a few transfers providing school material. The latter were also the only conditional ones, while all others are not tied to any conditionality. Compared to cash transfers, in-kind transfers are less commonly delivered monthly; in fact, they are often delivered *ad hoc* or following other delivery frequencies, such as the Food Security Programme in Jordan, which provides two food baskets per year.

Food transfer programmes are especially common in countries with higher levels of food insecurity, such as Iraq, where the near-universal Public Distribution System (PDS) provides basic food items to improve the nutritional status of the population. In 2016, 90 per cent of Iraqi households (33 million people) received subsidised food (IMF 2017b). While the PDS is an example of a large-scale programme, in-kind transfers usually have lower coverage rates than cash transfers. Exceptions are two school-related in-kind transfers in Algeria and Morocco.

Some in-kind transfer programmes in the region use vouchers as a delivery mechanism, which can be more cost-efficient and help boost local markets, when compared to direct food transfers (Gentilini 2016). The Food Assistance Programme in the SOP, for example, uses electronic food vouchers in addition to traditional in-kind provision. In Djibouti, e-vouchers are used to deliver food to severely food-insecure, drought-affected populations in rural and urban communities. Transfers are made monthly through mobile phones, enabling beneficiaries to purchase their choice of foods from selected shops.

Targeted population groups

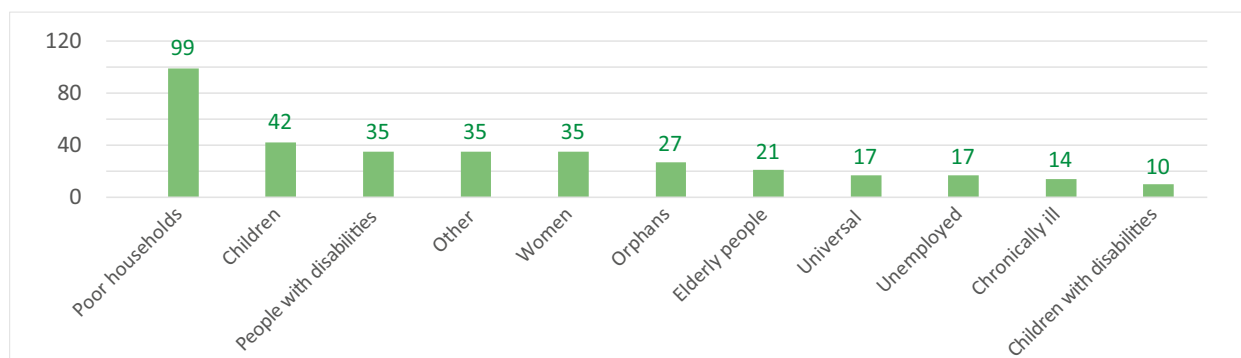
Figure 3 illustrates the prevalence of targeted population groups by programme type in the region. It is important to keep in mind that more than one population group may be targeted by a programme. Most programmes target poor households—identified typically through means-testing. Children are the second most commonly targeted group (not including those programmes that target orphans or children with disabilities).²⁴ People with disabilities and women were found to be the third most commonly

23. Note that in-kind transfers do not include food subsidies or school-feeding programmes. Also, in-kind transfers include those that are distributed directly as well as those using a voucher or card system.

24. Note that programmes for which only children with disabilities or orphans are eligible were counted separately from those targeting children in general.

targeted population group, followed by orphans. A total of 21 programmes target elderly people, 17 target unemployed people, and 14 those who are chronically ill. Ten programmes were found to explicitly target children with disabilities.²⁵

Figure 3. Number of programmes by target group



Source: Authors' elaboration based on programmes mapped.

Note: A programme can target more than one population group.

Table 2. Overview of target population groups by country

Country	Poor households	Children	Women	People with disabilities	Orphans	Children with disabilities	Unemployed people	Elderly people	Chronically ill people	Universal
Algeria	●	●	●	●	●	●	●	●		●
Bahrain	●		●	●	●		●	●		●
Djibouti	●	●	●	●			●		●	●
Egypt	●	●	●	●	●		●	●		●
Iran	●	●	●	●	●			●		●
Iraq	●		●	●	●		●	●	●	●
Jordan	●	●	●	●	●	●	●	●		●
Kuwait	●	●	●	●	●			●	●	●
Lebanon	●	●		●		●	●			●
Libya	●	●	●							●
Morocco	●	●	●		●	●	●			●
Oman	●	●	●	●	●			●	●	●
Qatar	●	●	●	●	●			●	●	●
Saudi Arabia	●	●	●	●	●		●	●		●
SOP	●	●	●	●	●		●	●	●	
Sudan	●	●		●			●		●	
Syria	●			●		●				
Tunisia	●	●		●					●	●
UAE	●	●	●	●	●	●		●	●	●
Yemen	●	●	●	●	●	●	●	●		

Source: Authors' elaboration based on programmes mapped.

25. Note that programmes targeting children with disabilities refers to those programmes that **explicitly** target them, whereas programmes targeting people with disabilities refers to those programmes that target people with disabilities in general (without any child-specific component).

All countries have at least one programme targeting poor households (see Table 2). Moreover, as further discussed below, all countries have at least one programme targeting children, children with disabilities or orphans. Despite high unemployment rates, only about half of all countries were found to have non-contributory programmes targeting unemployed people.²⁶ Noteworthy examples are Saudi Arabia and Bahrain, which introduced non-contributory unemployment benefit programmes whose beneficiaries are predominantly women.

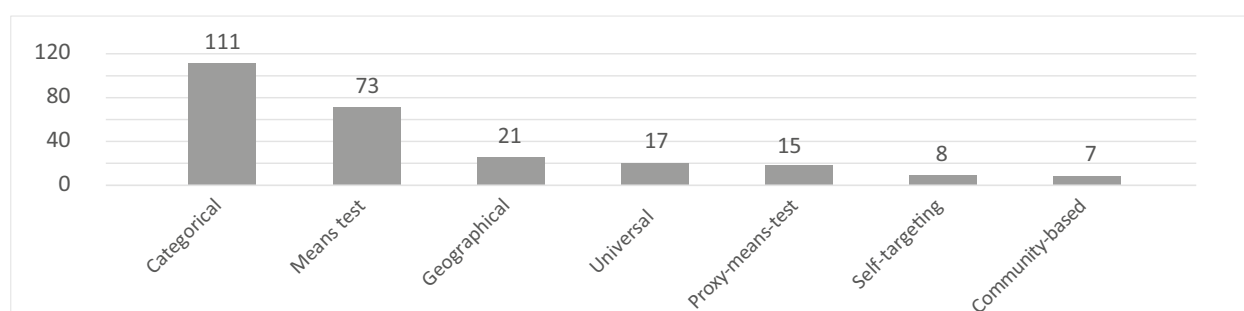
The category ‘Other’ includes a variety of groups, such as war veterans, prisoners’ families or those affected by emergencies. The Social Security Benefits in Oman, for example, are paid to a number of vulnerable groups, including families of prisoners. In the SOP, the Zakat Fund offers emergency cash assistance to people who have been displaced due to the demolition of homes or as a result of the separation wall.

Targeting mechanisms

Figure 4 shows that categorical targeting is the most prevalent targeting mechanism among the programmes (111 cases). It is commonly used to identify families without a male breadwinner or whose adult members, particularly the head of the household, are unable to work, which includes elderly people, those with disabilities and widows. Means-testing (73 cases) is the second most prevalent targeting mechanism. In this study, means-testing refers to programmes in which the household’s or individual’s income is strictly verified as well as those in which income is self-reported and not strictly verified. Means-testing is often used in addition to categorical targeting (60 programmes use a combination of categorical and means-tested targeting). Proxy means test (PMT) approaches are becoming more common in the region and are used in 15 programmes, 10 of which are cash transfers. In the case of Yemen’s Social Welfare Fund, for example, a PMT was introduced during a later stage of the programme to improve the accuracy of the geographical, categorical and unverified means-testing targeting mechanisms used before 2008. There are, however, also cases in which PMTs have been used since programme inception, such as *Takaful* in Egypt, the Palestinian National Cash Transfer Programme (PNCTP) and Lebanon’s National Poverty Targeting Programme (NPTP).

Geographical targeting is the third most common targeting mechanism (21 cases), often used for school feeding programmes that prioritise schools located in rural areas. Morocco’s CCT programme *Tayssir* targets all students aged 6 to 15 from schools in rural *communes* with poverty rates above 30 per cent and drop-out rates of at least 8 per cent per year. Universal targeting (17 cases) is mostly related to general food and/or fuel subsidies. Other targeting mechanisms, such as self-targeting (8 cases)—usually for CFW programmes—and community-based testing (7 cases) are less common.

Figure 4. Number of programmes by targeting mechanism



Note: A programme can use more than one targeting mechanism.

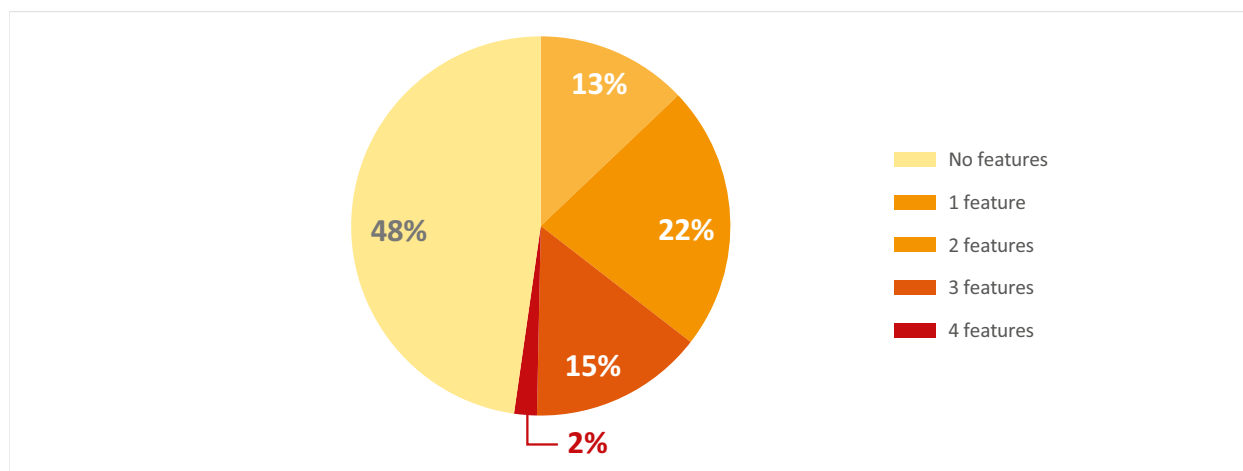
Source: Authors’ elaboration based on mapped programmes.

26. The young population in MENA is particularly affected by unemployment, with youth unemployment reaching 30 per cent—higher than any other region in the world. The rate for females is even higher, at around 50 per cent (World Bank 2017c).

2.2 Child-sensitive design features

At least one programme in each country and more than half (81) of the programmes mapped present at least one child-sensitive design feature (see also Figure 5). Thirty-five programmes in 17 countries, or 22 per cent of all programmes, have two child-sensitive design features. About 15 per cent of all programmes (23) were found to have three child-sensitive design features. In total, only three programmes—in Djibouti, Egypt and Jordan—were mapped with four child-sensitive design features.

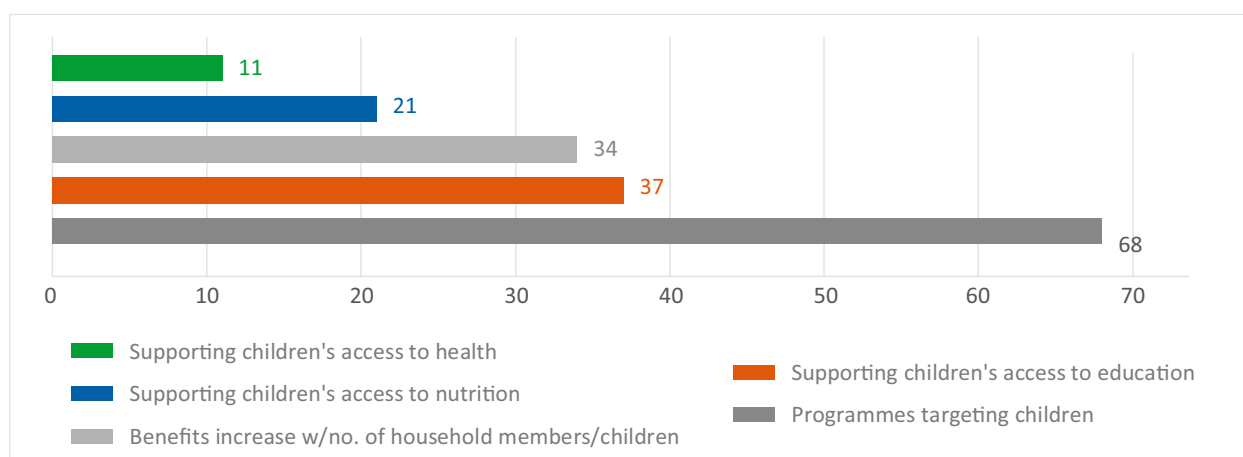
Figure 5. Percentage of programmes with child-sensitive design features



Source: Authors' elaboration based on programmes mapped.

Figure 6 shows the number of programmes per dimension. In total, 68 programmes targeting children were identified. Many schemes classified as child-sensitive are related to education (37). Twenty-one programmes are linked to child nutrition, and 11 programmes were found to directly support children's access to health care. In 17 countries, 34 cash transfer programmes were identified in which benefits are either paid per child or the benefit level increases according to the size of the household—a prevalent feature among countries in the Gulf region.

Figure 6. Number of programmes with child-sensitive design features by dimension



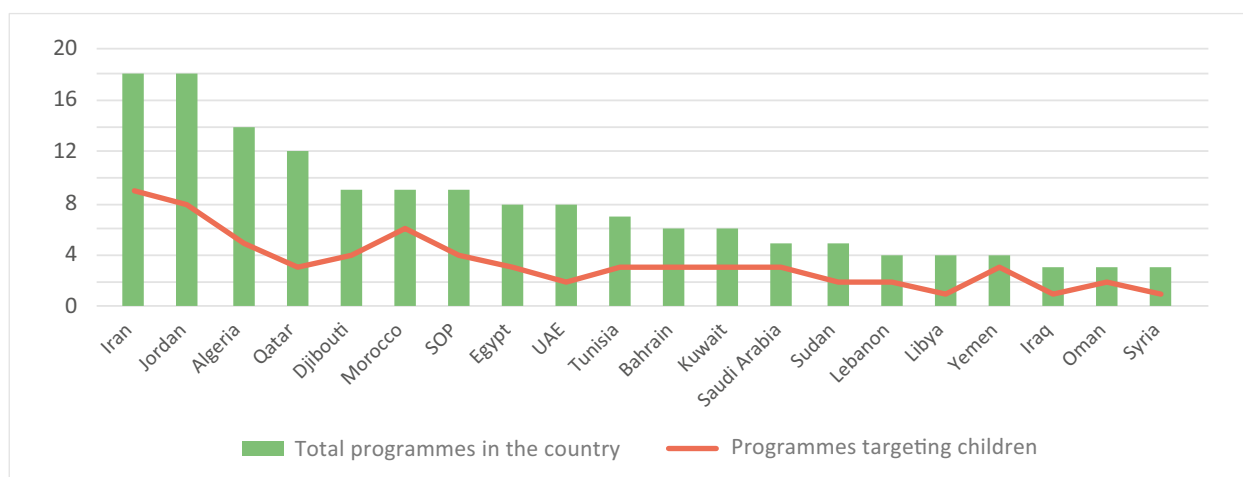
Source: Authors' elaboration based on mapped programmes.

Note: Programmes can have more than one child-sensitive design feature.

Programmes targeting children

All countries have at least one programme explicitly targeting either children, children with disabilities and/or orphans. Figure 7 shows that the number of programmes that target children does not necessarily correlate with the total number of programmes in a country. Qatar, for example, presents 12 schemes in total, but only 3 of them target children. Morocco, on the other hand, has nine schemes, six of which target children.

Figure 7. Number of programmes targeting children vs. total number of programmes by country



Source: Authors' elaboration based on mapped programmes.

About half (35) of the 68 programmes targeting children, children with disabilities and/or orphans are cash transfer schemes. Eighteen of these cash transfers target orphans but not children or children with disabilities. This indicates a relatively high prevalence of financial support programmes for orphans compared to cash transfer programmes that target children or families with children in general. The second most common programme type that targets children is school feeding (13), which also often represent the largest programmes in terms of coverage (as further detailed in Chapter 3).

A look at the targeting mechanisms used reveals that 28 programmes use a means test, and 10 a PMT to select beneficiaries, while 21 programmes—mainly school feeding programmes or benefits for children with disabilities—were found to use categorical targeting only.

When looking at the target age group, it becomes clear that almost half the schemes targeting children are for **school-age children only**, which includes all school feeding²⁷ and educational fee waiver programmes, as well as cash transfers that are conditional on school attendance or enrolment (see Table 3). **Very few programmes explicitly target pre-school-age children.** Exceptions include the Social Safety Net Project in Djibouti, a public works programme that also offers nutrition sessions and micronutrient powders for pregnant women and pre-school-age children, and the Civil Insurance Programme in Jordan, which offers non-contributory health insurance for both Jordanian and non-Jordanian children under the age of 6.

Moreover, only seven countries have schemes explicitly targeting children with disabilities (see Table 2). A recent example includes a UNICEF-funded programme in Syria, which started in 2016 and aims to increase the resilience of families with children with complex disabilities.

27. Except for Iran, where two programmes were mapped that provide meals to children in kindergartens and child-care centres. They were classified as school feeding programmes here.

Table 3. Target age group of programmes targeting children

Programmes	Number
Targeting children 0–17	29
Targeting children 6–17	29
Targeting children 0–5	10
All programmes targeting children	68

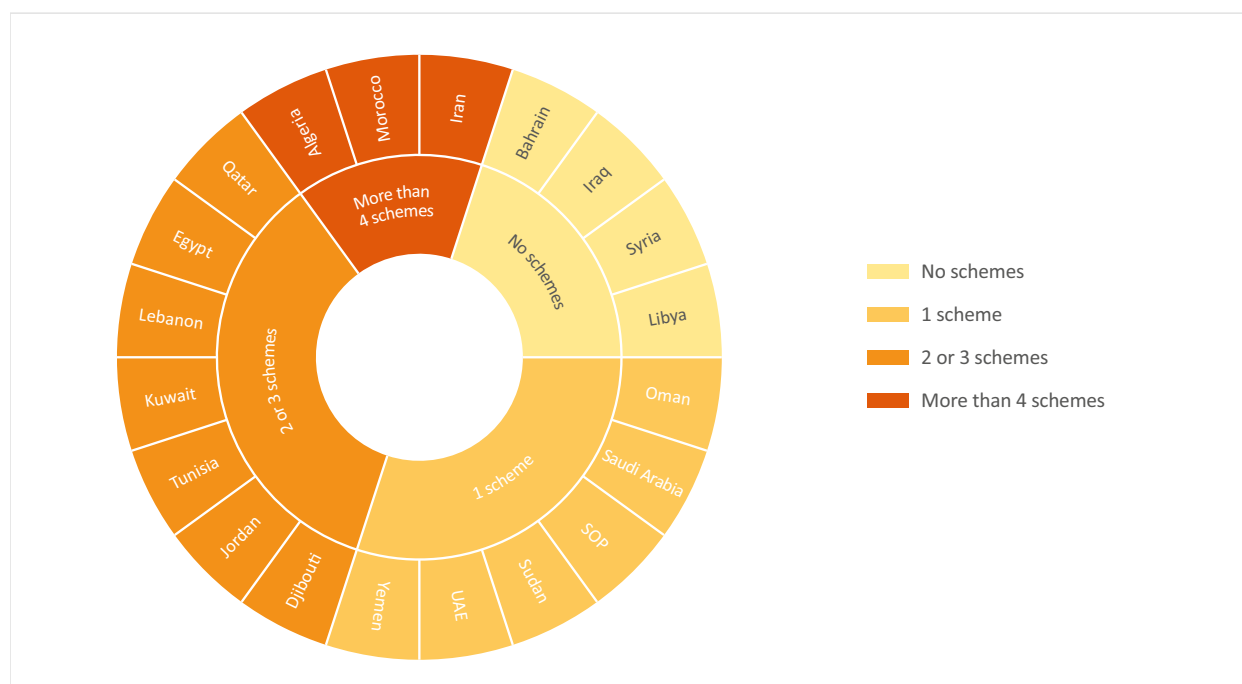
Source: Authors' elaboration based on mapped programmes.

Note: The age group refers to the specific component that targets children—i.e. Lebanon's ENPTF targets poor households, but the component that explicitly targets children (school fee waivers) is only available for school-age children.

Programmes supporting children's access to education

Significant progress has been made in the MENA region regarding universal enrolment in primary education. However, countries—especially those affected by conflict—are facing severe challenges regarding equitable access to primary education. Moreover, achievements in secondary enrolment tend to differ significantly, ranging from less than 40 per cent in Djibouti to more than 90 per cent in Oman (UNICEF 2017b). Social protection programmes can enhance children's access to education by directly incentivising school attendance, through school feeding programmes or educational fee waivers, or by making the transfers conditional on school attendance.

It was found that all countries except four (Bahrain, Iraq, Libya and Syria) have a social protection programme classified as supporting access to education. **Algeria, Morocco and Iran** are the countries with the most programmes in this category, while six countries present just one such scheme (see Figure 8).

Figure 8. Programmes supporting access to education by country

Source: Authors' elaboration based on programmes mapped.

Table 4 displays the different programme types identified that support children's access to education. About half of all programmes (37 in total) related to education are school feeding programmes (13) or educational fee waivers (8).²⁸ However, it is important to keep in mind that the schemes themselves vary greatly in design and size. School feeding programmes tend to be larger, usually benefiting all children enrolled in public schools. Educational fee waivers, on the other hand, commonly target a smaller group of children, such as Lebanon's NPTP and zakat-funded educational fee waivers in Kuwait, which target children from disadvantaged households.

Table 4. Programmes supporting access to education by programme type and country

More than 4 schemes	Algeria	CCT	CIT	CIT	SFP	EFW
	Morocco	CCT	CCT	SFP	CIT	
	Iran	UCT	SFP	SFP	SFP	
2–3 schemes	Kuwait	CCT	EFW	SFP		
	Tunisia	CCT	CCT	SFP		
	Jordan	CCT	SFP	EFW		
	Djibouti	UCT	SFP	EFW		
	Qatar	CCT	SFP			
	Lebanon	EFW	HCB			
	Egypt	CCT	SFP			
1 scheme	Oman	CCT				
	Saudi Arabia	SFP				
	Sudan	SFP				
	SOP	EFW				
	UAE	EFW				
	Yemen	EFW				

Cash-based transfers:

CCT = conditional cash transfers/UCT = unconditional cash transfers

In-kind transfers:

CIT = conditional in-kind transfers/SFP = school feeding programmes

EFW = educational fee waivers

HCB = health care benefits

Source: Authors' elaboration based on programmes mapped.

Scholarships and/or financial support to purchase school materials as well as CCTs linked to school attendance are the two ways in which cash transfers were found to be linked to education. Algeria's *Allocation Spéciale de Scolarité*, for example, was created in 2000 to incentivise school attendance among children from poor households. Similarly, Morocco's *Tayssir* programme was designed to minimise school drop-out rates in the most impoverished regions of the country. In total, 10 CCTs in 8 countries (Algeria, Egypt, Jordan, Kuwait, Morocco, Oman, Qatar and Tunisia) are linked to some sort of educational conditionality for children—either requiring a minimum attendance or a proof of enrolment. There are also cases in which conditionalities are not strictly verified, as in Tunisia's *Programme d'Allocations Scolaires* (PPAS, part of the *Programme National d'Aide aux Familles Nécessiteuses*—PNAFN).

Conditional in-kind transfers related to education are less common. Three programmes in Algeria and Morocco provide school-age children with school materials to reduce education expenditures. In Algeria about 4.4 million children receive free school books annually (UNGA 2015). Similarly, in Morocco more than 4 million students received school materials in 2015–2016 through the *Initiative Royale 1 Million de Cartables* (Ministère de l'Economie et des Finances 2017), covering 53 per cent of children aged 6–17 in 2015 (World Bank 2017b).

28. Note that programmes for university students are not considered in this classification.

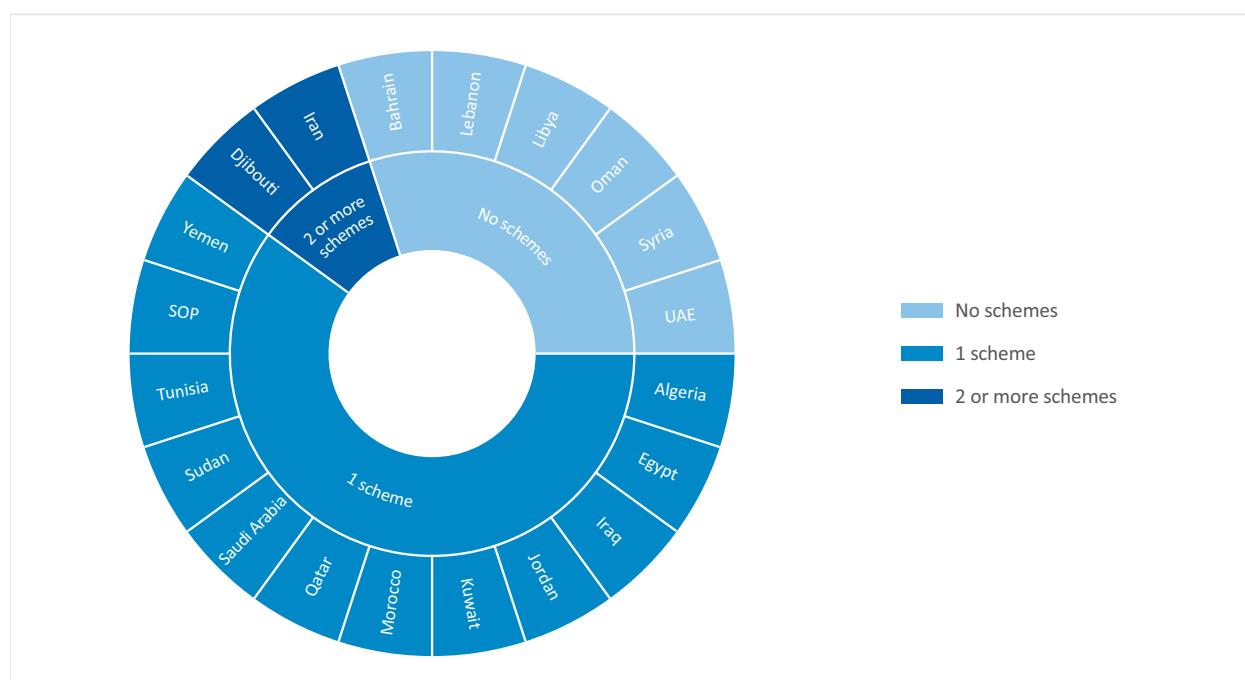
Overall, supporting children's access to education is the most common child-sensitive feature of social protection programmes in the region. Further strengthening the synergies between social protection programmes and education will remain important to ensure that all children—including the most vulnerable and especially those affected by humanitarian crisis—are reached.

Programmes supporting children's access to nutrition

Most countries in the region still face high levels of stunting among children, a critical indicator for chronic malnutrition. In particular, countries affected by humanitarian crises have experienced a negative trend in the rates of stunting (UNICEF 2017b). Social protection programmes can help tackle children's malnutrition by improving the consumption levels of households through cash-based transfers and direct food transfers. Figure 9 presents programmes that specifically aim to enhance children's access to food. Although programmes that indirectly increase children's nutritional well-being—such as cash transfers to poor households—are important, they are not considered part of this category.

In total, 14 countries were found to have at least one programme linked to children's access to nutrition (see Figure 9). Six countries have no programme linked to child nutrition. Djibouti and Iran stand out as having three and six schemes, respectively, in this category (see Table 5).

Figure 9. Programmes enhancing children's access to nutrition by country



Source: Authors' elaboration based on programmes mapped.

Most of the 20 programmes linked to nutrition are school feeding programmes. As can be seen in Table 5, five programmes are in-kind transfers, providing specific food items for children. Food transfers can cater to the specific nutritional needs of children. For example, Iraq's PDS, introduced in 1990 to achieve food security and counteract the debilitating effects of the economic sanctions imposed on the country, includes children's milk among other basic food items. In Iran, several initiatives exist that provide powdered milk to children in need, such as by the Imam Khomeini Relief Committee (IKRC), which supported almost 65,000 children under 6 and 5,700 pregnant mothers in 2011.

(Sani et al. 2014). But linkages to nutrition interventions can also be made in other types of programme. In Djibouti and Yemen, for example, nutrition and health interventions for pregnant women and mothers with children under 5 were integrated into CFW programmes to improve the nutrition practices of participating households.

Table 5. Programmes supporting children's access to nutrition by country and programme type

2 or more schemes	Iran	SFP	SFP	SFP	UIT	UIT	UIT
	Djibouti	CFW	UCT	SFP			
1 scheme	Algeria	SFP					
	Egypt	SFP					
	Iraq	UIT					
	Jordan	SFP					
	Kuwait	SFP					
	Morocco	SFP					
	Qatar	SFP					
	Saudi Arabia	SFP					
	Sudan	SFP					
	Tunisia	SFP					
	SDP	UIT					
	Yemen	CCT					

Cash-based transfers:

CCT = conditional cash transfers/UCT = unconditional cash transfers

In-kind transfers:

UIT = conditional in-kind transfers/SFP = school feeding programmes

Source: Authors' elaboration based on mapped programmes.

School feeding programmes are the most common type in this category. While other initiatives such as water, sanitation and hygiene (WASH) initiatives²⁹ and feeding practices are also critical for improving children's nutritional status, school feeding programmes have the capacity to not only improve the nutritional status and learning capacity of school-age children but also to incentivise their school attendance (WFP 2013). Moreover, it can be more easily verified that the food reaches children directly, which cannot always be ensured by cash transfers or general food transfers schemes. In total, 11 countries in the region have school feeding programmes,³⁰ including both high-income countries, such as Kuwait and Saudi Arabia, and low-income countries, such as Djibouti and Sudan. School feeding programmes have a long tradition in some countries, dating back to the 1950s in Egypt and Morocco. The World Food Programme (WFP) often supports countries financially and/or institutionally, as in the case in Djibouti and Tunisia. In contrast, in Algeria the programme is fully implemented and financed by the State. School feeding programmes can have large coverage, as in Egypt, where it reached almost 57 per cent of all children aged 6 to 17 in 2016 (based on World Bank 2017b). In comparison, the School Feeding Programme in Tunisia reaches only 240,000 children (WFP 2016), around 12 per cent of the country's almost 2 million children aged 6 to 17 (based on World Bank 2017b).

In addition to categorical targeting, geographical targeting is used in some countries to target beneficiary schools, such as in Djibouti, Egypt, Morocco, Sudan and Tunisia. In Sudan, for example, the national school feeding programme targets states with higher poverty rates. School feeding programmes can also help foster local agricultural production. In Tunisia the school feeding programme is implemented in a decentralised manner. Schools oversee food procurement, thus favouring the participation of local farmers in the provision of school meals, and potentially having

29. Poor hygiene, open defecation and lack of access to safe water and sanitation systems are leading causes of child mortality and morbidity and contribute to undernutrition and stunting. WASH programmes are not included in this mapping. For more on the importance of WASH, see UNICEF's Strategy for Water, Sanitation and Hygiene 2016–2030: <https://www.unicef.org/wash/files/UNICEF_Strategy_for_WASH_2016_2030.PDF>.

30. Thirteen programmes in 11 countries: Iran has 3 smaller scale-school feeding programmes, of which 2 are for pre-school-age children.

a positive impact on the local economy. A noteworthy feature of the School Feeding Programme in Djibouti is that it provides extra take-home rations for families of selected girls as an incentive for parents to send their daughters to school and maintain their enrolment and attendance.

In general, it can be observed that although more than half of all countries have at least one programme supporting children's access to nutrition, most of these programmes are for children attending school, excluding those who are out of school and those of pre-school age. However, data show that the latter (children under 5) are especially vulnerable to malnutrition (see LAS, UN ESCWA, UNICEF, and OPHI 2017), suggesting that there is still significant room to improve linkages between social protection programmes and nutrition interventions.

Programmes supporting children's access to health

While under-5 mortality rates have seen a significant decrease since 1990, UNICEF (2017b) warns that reductions in neonatal mortality rates have been uneven, with large disparities remaining between countries. While Djibouti, Sudan and Yemen still have a long way to go to reduce neonatal mortality rates, other countries such as Iraq, Morocco and Algeria are already closer to achieving the SDG 3 target of 12 neonatal deaths per 1,000 live births by 2030 (ibid.).

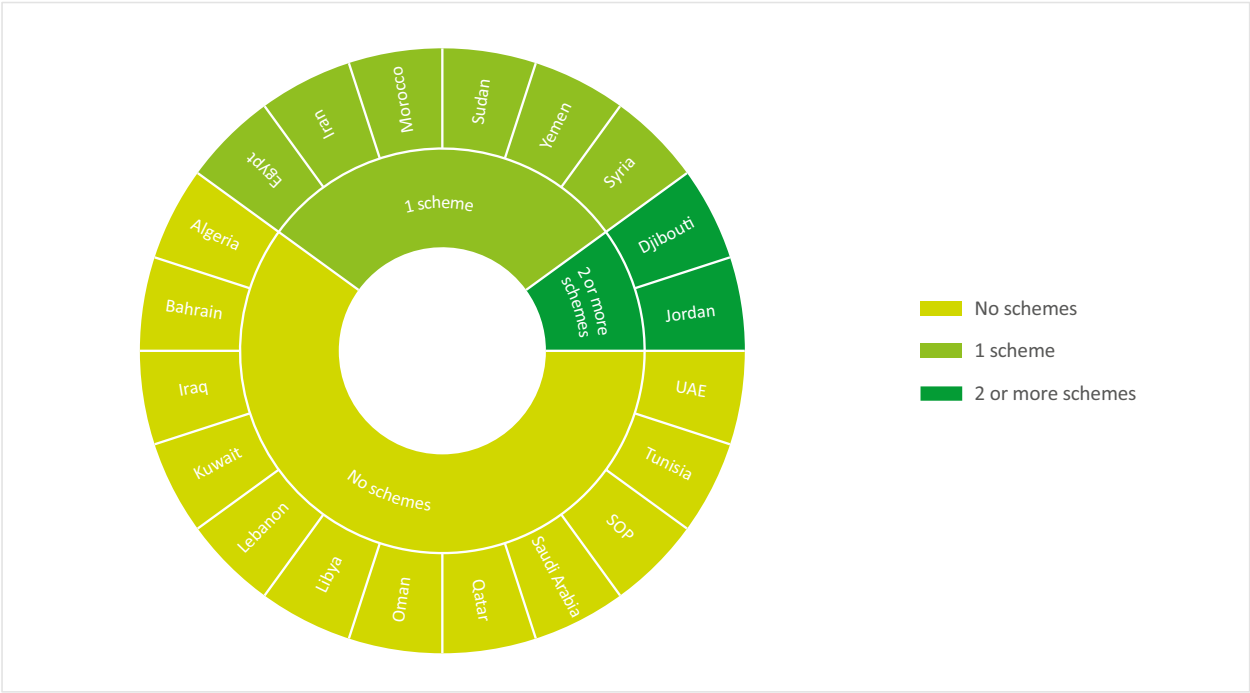
Among the programmes mapped in this study, non-contributory health insurance and health care benefits are the most significant in contributing to improving the health status of children. As noted by Marcus et al. (2011), most countries provide health care that is officially free of charge or for low fees. In addition, many countries in the region have employment-based health insurance. However, those programmes often leave out the most vulnerable children, whose parents do not work in the formal labour market. Non-contributory health insurance schemes for vulnerable families were mapped in Algeria, Egypt, Iran, Jordan, Morocco and Sudan. The following section describes programmes that have an explicit component related to child health. This can include insurance with an explicit focus on children, but also cash-based programmes that incentivise immunisation or regular health check-ups through conditionalities. Similar to education-related conditionalities, it is not suggested that UCT programmes cannot equally increase access to health care.³¹

Eight of the 20 countries were found to have programmes explicitly supporting children's access to health (see Figure 10). Of the 11 programmes included in this category, 4 are non-contributory insurance schemes, and 3 are health-related CCTs (see Table 6). Examples of the latter include the *Takaful* programme in Egypt, which requires four visits a year to health clinics by mothers and children under the age of 6. The *Régime d'Assistance Médicale aux Economiquement Démunis* (RAMED—Regime for Medical Assistance to the Most Deprived) programme in Morocco is a non-contributory health insurance and includes children residing in orphanages among the beneficiary groups (for more, see also Box 4 in Chapter 3). Another noteworthy example is the Civil Insurance Programme in Jordan, which includes all children under the age of 6, regardless of nationality. Health sessions offered as an add-on to other interventions usually consist of a combination of health and nutrition sessions, as in the case of Djibouti, where the Social Safety Net includes nutrition and health interventions along with the CFW intervention, which is noteworthy given the predicaments that the country faces regarding child health and nutrition.

Although health is one of the dimensions in which children in many of the countries included in the mapping still face high levels of deprivation (see LAS, UN ESCWA, UNICEF, and OPHI 2017), access to health services appears to be one area in which the contribution of social protection programmes remains smaller compared to other areas, such as nutrition and education. While it will be important to expand universal health care coverage to reach all children in MENA, other types of social protection programmes can also make important contributions by including health-related components.

31. Moreover, this classification does not imply anything about the quality of health services.

Figure 10. Programmes supporting access to health by country



Source: Authors' elaboration based on programmes mapped.

Table 6. Programmes supporting children's access to health by country and programme type

2 or more schemes	Jordan	CCT	NCHI	NCHI
	Djibouti	UCT	HCB	
1 scheme	Egypt	CCT		
	Yemen	CCT		
	Iran	NCHI		
	Morocco	NCHI		
	Sudan	NCHI		
	Syria	UCT		

Cash-based transfers:
CCT = conditional cash transfers/UCT = unconditional cash transfers

Health-care-based transfers:
NCHI = non-contributory health insurance/HCB = health care benefits

Source: Authors' elaboration.

Programmes whose benefit levels increase with the size of the household

While the benefit levels of cash transfer schemes vary significantly across programmes and countries, it can be observed that they often increase according to the size of the household and, to a lesser extent, according to the age or school grade of children. In comparison to programmes that pay a fixed amount of benefit per household, they are framed as child-sensitive in this mapping, as they take into account higher expenditure levels of larger families (and of older children). Examples include the *Takaful* programme in Egypt, in which the benefit level depends on the age and school grade of the child, and most cash transfer schemes in the Gulf region, such as in Oman, Saudi Arabia and the UAE. In these countries, the level of financial support is commonly determined by the number of dependents (children and wives) in the household. Table 7 shows all 34 conditional and unconditional cash transfer programmes mapped,

with varying benefit levels depending on household size as well as those that are paid individually to children, such as transfers to orphans and children with disabilities.

Table 7. Programmes whose benefits are paid per child or whose benefit structure increases with the number of household members/children

Country	Programme name
Algeria	<i>Allocation Forfaitaire de Solidarité</i>
	<i>Allocation Spéciale de Scolarité</i>
	<i>Le fonds d'indemnisation des victimes</i>
Bahrain	Social Assistance Scheme
	Financial Compensation
Egypt	<i>Takaful</i>
	<i>Karama</i>
	Social Solidarity Pension
Iran	Targeted Subsidies Reform Act
Iraq	Social Protection Network
Jordan	Recurring Cash Assistance (National Aid Fund)
	Handicapped Care Cash Assistance (National Aid Fund)
	Orphan Cash Assistance (National Zakat Fund)
Kuwait	General Assistance
Libya	Family Allowance
Morocco	<i>Tayssir</i>
	<i>Fond d'Entraide Familiale</i>
	<i>L'Appui Direct aux Femmes Veuves</i>
Oman	Monthly Cash Assistance Programme
Qatar	Social Insurance Payment for Families
	Old-Age and Incapacity Benefit
	Social Insurance for Families of Missing Persons
	Special Needs Allowance
	Orphans Benefit
Saudi Arabia	Household Allowance (Citizen's Account)
	Supplementary Support Programme
SOP	Orphan Sponsorship (Zakat Fund)
Syria	Cash transfers to people with disabilities
	Social protection schemes for children with complex disabilities (UNICEF-funded)
Tunisia	<i>Programme d'Allocations Scolaires (PPAS) (PNAFN)</i>
	Back-to-School Education Benefit
UAE	Periodic benefits
	One-time benefits
Yemen	Social Welfare Fund (suspended)

Source: Authors' elaboration.

3. PROPORTION OF CHILDREN COVERED BY SOCIAL PROTECTION PROGRAMMES IN THE MENA REGION

3.1 Rationale

Following the overview of the main non-contributory social protection programmes in the region and their specific child-sensitive design features, this chapter aims to address the question of what proportion of children are covered by these programmes and whether this proportion is equitable, such that the poorest and most vulnerable children tend to be better protected. Assessing the benefit incidence of social protection programmes is still an incipient practice in the MENA region, and few—if any—assessments consider the coverage of children of different age groups (van Diesen 2017). Administrative data on programme coverage—particularly the coverage of children of different ages—are rarely readily available. This information, however, is crucial for enhancing the child-sensitivity of social protection systems, so that they may reach all vulnerable children and respond to their age-specific needs.

At the country level, systems such as integrated or single registries are crucial for the consolidation of administrative data on existing social protection schemes, helping to not only avoid uncoordinated and unnecessary overlapping between similar programmes and double-counting in terms of coverage, but also to improve their targeting accuracy, contributing to the delivery of better services to beneficiaries and fostering transparency and accountability. In this regard, some countries in the region have been making progress, such as Egypt, which introduced the first version of the Unified National Registry in 2016. Similarly, Djibouti has invested in the creation of a social registry, as foreseen in its Social Protection Strategy for 2012–2017. Other examples are Iran, which uses an integrated information system to store and cross-check data from beneficiaries of the Targeted Reform Act cash transfer (Shahyar 2017), and Saudi Arabia, which has recently launched the Citizen's Account Registry System (Said Alsayyad 2017).

According to the latest *World Social Protection Report* (ILO 2017), the most recent effective coverage figures for SDG indicator 1.3.1 reveal that only 35 per cent of children globally receive child and family benefits, with significant regional disparities, ranging from 84 per cent in Europe to only 28 per cent in Asia and 16 per cent in Africa. More than a third of all countries in the report were found not to have any child or family benefit anchored in national legislation,³² while some of these are only available to parents who work in the formal sector, leaving a large proportion of children of informal workers without coverage.³³ Neither regional coverage estimates nor child-specific coverage for any of the MENA countries are reported due to a lack of data. In addition, only two countries in MENA were reported to have non-contributory child and family benefits anchored in national legislation: Libya (universal, not means-tested) and Iraq (means-tested social assistance) (ibid.).

The availability of coverage estimates in other global databases, such as ASPIRE, is also limited. ASPIRE provides information on the proportion of the population benefiting from social assistance,³⁴ disaggregated by type of intervention and by wealth quintile, for only 8 countries in the region.³⁵ For Sudan, for instance, it is reported

32. The ILO's focus on programmes anchored in national legislation is based on the reasoning that they are usually more stable in terms of funding and institutional frameworks. Moreover, they guarantee coverage as a basic right and provide a legal entitlement to eligible households (ibid.). Nevertheless, it is acknowledged that many countries often have other cash and in-kind programmes that provide assistance to children. The report found that in many low- and middle-income countries, cash and in-kind schemes for children remain at a pilot stage with limited geographical coverage, underlining the importance of extending schemes.

33. According to the report, employment-related family benefits are available in Algeria, Morocco, Tunisia and Lebanon.

34. The ASPIRE database differentiates between three types of social protection and labour: social insurance, labour market programmes and social assistance. Social assistance includes the following programme categories: conditional and unconditional cash transfers, in-kind food transfers, social pensions, school feeding, public works, fee waivers and subsidies (encompassing education and health fee waivers, housing and electricity subsidies), and other social assistance programmes, such as scholarships. See also <<http://pubdocs.worldbank.org/en/551411485449035194/ASPIRE-program-inventory.xlsx>>.

35. Recent estimates for social assistance coverage of the total population (as a percentage) by wealth quintile are available for Djibouti, Egypt, Iraq, Lebanon, Morocco, Sudan, West Bank and Gaza and Yemen. See <<http://datatopics.worldbank.org/aspire/indicator/performance>>.

that only 13.1 per cent of the poorest quintile is covered by social assistance (2009), compared to 86.12 per cent in Iraq in 2012. It is important to note that these figures are not fully comparable, as they derive from national household surveys, which do not always encompass all programmes available in the country.³⁶ Moreover, ASPIRE does not offer age-disaggregated data on beneficiaries, and is thus limited in providing information on the number of children covered by non-contributory social protection in the region.

In fact, limited data availability in MENA presents a great challenge for any incidence analysis of social protection schemes. This chapter aims to take a step further in this direction by providing some preliminary estimates on the proportion of children covered, based on coverage figures available for the programmes included in this study and addressing two main questions:

1. What proportion of children are covered by social protection programmes in the region? and
2. Is this proportion equitable such that the poorest and most vulnerable children are covered?

To address the first question, preliminary estimates on the overall proportion of children covered will be provided—as detailed in Section 4 of this chapter (overall analysis of programme coverage levels). In a second step, to assess the potential equity of these social protection programmes, the estimated proportion of children covered by different schemes is contrasted with the number of poor and vulnerable children in the country, illustrating the extent to which the current size and capacity of these schemes suffices to cover children who are actually in need—as detailed in Section 5 (equity of social protection programmes—estimated coverage levels of poor children). Importantly, this study relies on estimates of both monetary and multidimensional child poverty, as further explained in Section 2 (child poverty data in the MENA region) and complemented in Section 3, which details the methods and limitations of this analysis. Finally, Section 6 summarises the chapter’s main findings and puts forth some recommendations.

Coverage information at the benefit level—overview of the MENA region

Approximately 70 per cent (96) of the 138 non-subsidy schemes mapped in this inventory were found to have reported information on coverage, while 77 programmes were considered in the present analysis, as further detailed below (for the complete list of programmes considered in the coverage analysis, please see Annex II). ‘Coverage’ represents the number of individuals, households or children who benefit from the programme as per its administrative information at a given point. Information used in this section is based on official figures from government reports and on the literature reviewed for this inventory. For the coverage analysis, programmes were classified in six different categories: conditional and unconditional cash transfers; cash transfers only available to families with school-age children (school allowances); non-cash programmes targeting school-age children (school-related programmes); in-kind programmes provided in the form of food; health-related programmes; and CFW schemes.

Coverage figures, when available, are rarely disaggregated by age group: only 35 programmes in 16 countries have reported the number of children among the beneficiaries of the scheme or as living in a household where there is a beneficiary. However, nearly half (17) are school-related programmes that exclusively target children—including school feeding programmes, in-kind transfers provided in the form of school supplies and educational fee waivers. Additionally, four are allowances only available for families with school-age children (in Algeria, Morocco and Tunisia); seven are cash transfers (two of which only target orphans); three are in-kind transfers in the form of food; three are programmes targeting children with disabilities; and one is a graduation/economic empowerment programme. When considering schemes that have children among the target groups, 34 (out of 43) have reported some coverage figures, but only 24 report the number of children covered.

36. For more on the caveats of the ASPIRE indicators, see <http://datatopics.worldbank.org/aspire/indicator_caveats>.

3.2 Availability of child poverty data in MENA

Monetary child poverty

At least seven countries in the MENA region have national estimates of monetary child poverty: Algeria, Egypt, Iraq, Morocco, Qatar, the SOP and Tunisia (see Table 8). The numbers are not fully comparable across countries due to different methodologies. Similarly, child and overall poverty rates cannot always be compared within countries. However, some cases allow for a direct comparison between overall and child poverty rates, clearly showing that children are disproportionately affected by poverty.

Table 8. Child and overall poverty levels in MENA

Country	Poverty headcount at national poverty lines		Child poverty headcount at national poverty lines	
	Headcount ratio [%]	Year	Headcount ratio [%]	Year
Algeria	5.5	2011	8.9	2012
Bahrain	NA	NA	NA	NA
Djibouti	23	2013	NA	NA
Egypt	26.3	2012-2013	28.8	2012-2013
Iran	NA	NA	NA	NA
Iraq	18.9	2012	22.9	2012
Jordan	14.4	2010	NA	NA
Kuwait	NA	NA	NA	NA
Lebanon	27.4	2012	NA	NA
Libya	14.4	2015	NA	NA
Morocco	4.8	2014	4.4	2015
Oman	NA	NA	NA	NA
Qatar	9.8	2012-2013	15.0	2012-2013
Saudi Arabia	NA	NA	NA	NA
Palestine	25.8	2011	27.2	2011
Sudan	46.5	2009	NA	NA
Syria	85.2	2016	NA	NA
Tunisia	15.2	2015	21.7	2015
UAE	NA	NA	NA	NA
Yemen	62	2016	NA	NA

Sources:

National poverty lines: World Bank (2017c). World Development Indicators were used except when other sources presenting more recent estimates were found or the sources were the same used to estimate child poverty.

Egypt: CAPMAS and UNICEF Egypt (2015); Iraq: UNICEF Iraq (2017); Libya: Araar et al. (2015); Morocco: Haut-Commissariat au Plan (2016); Qatar: State of Qatar and UNDP (2015); Syria: Syria Center for Policy Research (2016); State of Palestine: PCBS (2017); Tunisia: INS (2016); Yemen: Preliminary analysis of the 2014 Household Budget Survey in World Bank (2016).

Child poverty: Algeria: CNES (2017); Egypt: CAPMAS and UNICEF Egypt (2015); Iraq: UNICEF Iraq (2017); Qatar: State of Qatar and UNDP (2015); State of Palestine: PCBS (2013); Tunisia: Information provided by INS; Morocco: ONDH, Ministère de la Famille, de la Solidarité, de l'Égalité et du Développement Social and UNICEF (2017).

In Tunisia, for instance, 21.7 per cent of children were living in poverty in 2015 (INS 2016), while overall poverty was significantly lower at 15.2 per cent.³⁷ In Iraq, 22.9 per cent of all children are estimated to live in poverty, compared to

37. Information provided by Tunisia's *Institut National de la Statistique* (INS).

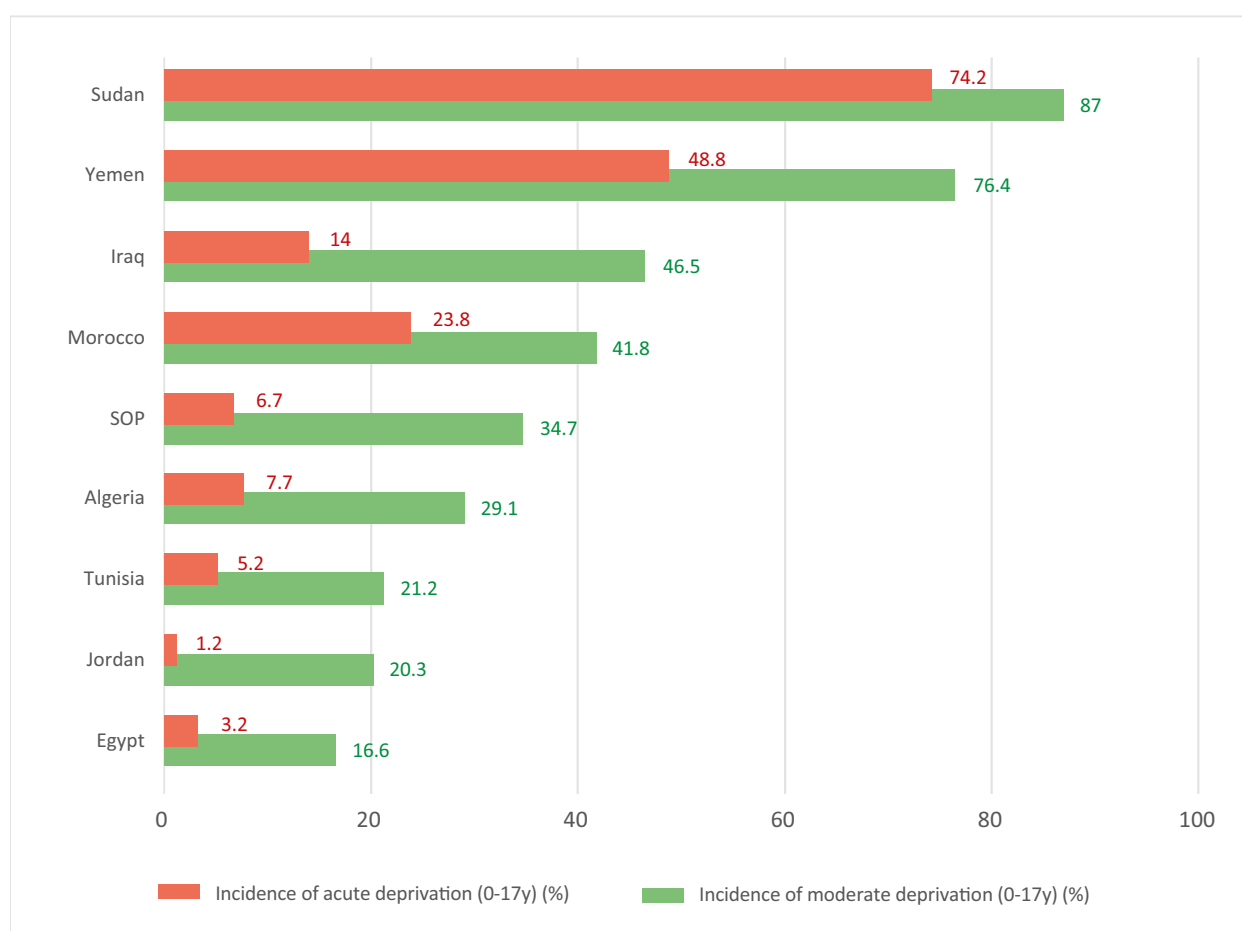
18.9 per cent of the total population (UNICEF 2017). Based on data from Egypt's Household Income, Expenditure and Consumption Survey 2012-2013, it is estimated that 28.8 per cent of all children in the country were living in poverty in 2012/2013, compared to 26.3 per cent of the overall population in the same year (CAPMAS and UNICEF 2015).

In the SOP, child poverty stands at 27.2 per cent, compared to an overall poverty rate of 25.8 per cent, according to estimates for 2011 (PCBS 2013; 2017). Finally, in Qatar, 15 per cent of children were found to be living in households living below the national poverty line, while overall poverty was reported to be 9.8 per cent (as in 2012-2013) (State of Qatar and UNDP 2015).

Multidimensional child poverty

Several countries in the MENA region have conducted multidimensional poverty assessments to better understand the multiple faces of child poverty. A recent study by UNICEF (forthcoming), which covered 11 countries from the League of Arab States (nine of which are included in this study) provided a comprehensive analysis of the situation of multidimensional child poverty, considering both acute and moderate poverty levels (see Box 1). The study revealed that moderate multidimensional child poverty remains especially high in Sudan and Yemen, where levels reach 87 per cent and 76.4 per cent, respectively (see Figure 11). As detailed in the report, levels are particularly alarming in the dimensions of housing, health and nutrition (ibid.).

Figure 11. Incidence of acute and moderate multidimensional child poverty (%)



Source: Authors' elaboration based on UNICEF (forthcoming).

Box 1. Child poverty in the Arab States: Analytical report of 11 countries

UNICEF's *Child Poverty in the Arab States* report (forthcoming) offers an in-depth examination of child poverty and vulnerability in the region over the past decade by analysing poverty trends in 11 members of the League of Arab States (Algeria, Comoros, Egypt, Iraq, Jordan, Mauritania, Morocco, Palestine, Sudan, Tunisia and Yemen). The report reveals the dimensions that contribute towards poverty and vulnerability among children in the selected countries and sheds light on the differences and similarities between them.

Using the Multiple Overlapping Deprivation Analysis (MODA) approach, the report applies a cross-country MODA (CC-MODA) methodology previously used in the regional analysis for the Arab region and sources data from household surveys from the 11 countries examined. For each country, information from three sources—Multiple Indicator Cluster Surveys (MICS), Demographic and Health Surveys (DHS) and Pan-Arab Project for Family Health (PAPFAM) household surveys—is combined to analyse child well-being through the lens of seven dimensions, disaggregated by two age categories (0–4 and 5–17).

For each age category, five dimensions are analysed. For children aged 0 to 4, water, sanitation, housing, health and nutrition are examined. For those aged 5 to 17, the report is concerned with water, sanitation, housing, information and education. A child is considered poor if deprived in at least two of these dimensions. Multidimensional poverty is measured in terms of **acute**, based on the original CC-MODA methodology, and **moderate poverty**. The measure of moderate poverty was adjusted to account for the specific characteristics and experiences of Arab countries. Finally, the countries examined are divided into three clusters to compare those with low rates of moderate and acute poverty with those for which medium and high levels of moderate and acute poverty are observed.

Findings of the study reveal that almost half of all children in the 11 countries (about 53 million children) suffer from moderate poverty, and about one in four, on average, experience acute poverty. This incidence is largely driven by countries such as Sudan, Yemen and Mauritania, where almost 80 per cent of children are moderately poor. In Sudan, for instance, where housing is the key driver of multidimensional poverty, population growth has caused the absolute number of children living in poverty to increase. In addition, the report shows that significant disparities exist within countries, with children from lower wealth groups disproportionately affected by acute poverty. Education of the household head has been identified as a key determinant of the level of poverty experienced by children.

Across all age groups, housing, health and nutrition are identified as the key drivers of moderate poverty, with around 45 per cent, 44 per cent and 43 per cent of children aged 0–17 deprived in these dimensions, respectively. For children under the age of 5, low levels of antenatal care and malnutrition, as well as widespread obesity, are identified as key drivers of poverty and vulnerability. Children aged 5–17, on the other hand, are most substantially affected by a lack of access to quality education and unequal access to information (devices and the internet), leading to higher levels of social exclusion and limiting educational attainment. Ultimately, the report emphasises the need for more comprehensive systems of social protection to address both material and non-material poverty experienced by children.

Source: UNICEF (forthcoming).

3.3 Methodology: measuring the share of children covered by social protection programmes

Computing the number of children benefiting from social protection programmes

At the benefit level, coverage is often reported as the number of households and/or the total number of individuals benefiting from the programme,³⁸ and as previously detailed, very rarely provides age-disaggregated data.

38. The latter can also be explained by the target group that the programme aims to reach. For instance, for schemes aimed at reaching households, reporting will focus on the number of households and not necessarily on the number of children covered.

To estimate the number of children benefiting from mapped non-contributory social protection programmes, this study applied the following methodology:

When the overall number of individuals benefiting from the scheme is reported in official sources:

First, population estimates from the World Bank's Health Nutrition and Population Statistics were used to calculate the proportion of the population under 18 for all 20 countries. Second, this proportion was applied to estimate the number of children among programme beneficiaries. Population estimates were used for the year for which programme coverage levels were reported. It is important to highlight that this procedure's primary assumption is that the proportion of children in the total number of beneficiaries is equal to the overall proportion of children in the population.

When only the number of households benefiting from the scheme is reported in official sources:

The total number of individual beneficiaries is computed by multiplying an estimate of the country's average household size by the overall number of households covered by the programme. Estimates of the average household size come from DHS, MICS or government statistical agencies. Then, World Bank population estimates are used to calculate the proportion of the population under the age of 18 for all countries, which is then used to compute the potential number of children living in beneficiary households.

It is important to note that the most recent figures on average household size come from different sources, which means that they refer to household sizes measured at different points in time. For those countries for which average household size data are from MICS and DHS surveys, the figure is computed from data collected through the respective surveys. For other countries such as Bahrain, for example, the average household size is sourced from the government's Central Informatics Organization and is calculated from data collected through the 2010 Population Census. Similarly, the most recent average household size available for the SOP is from 2011 and is based on data previously collected by the Palestinian Central Bureau of Statistics. For the detailed list of sources for average household size for each country, please see Annex III.

The decision to use the most recent figures on average household size to compute total number of beneficiaries assumes that although the size of the population of these countries may change over time, the average household size remains fairly stable over a certain period of time—here considered as five years, on average.^{39,40}

Some further limitations must be mentioned regarding the estimated household size. Some programmes can have a cap per household, and the overall number of people reported as beneficiaries only refers to the number of people below this cap, meaning that this number is possibly smaller than the total number of individuals living in the beneficiary households. This can lead to an underestimation of coverage, and such is the case for at least 12 cash-based schemes analysed in this assessment. In other cases, such as CFW programmes and old-age pension schemes, it was assumed that the benefit structure accepts only one beneficiary per household (if not stated otherwise in the literature). The risk here is that this could lead to an overestimation of the total number of beneficiaries if there is more than one individual receiving the benefit per household.

39. Comparing information provided by two DHS reports for Egypt, Jordan and Tunisia, for which the years of reference are no more than five years apart, one notices that variations in average household size are relatively small:

- Egypt: DHS 2008: average household size 4.6; DHS 2014: 4.1.
- Jordan: DHS 2007: average household size 5.3; DHS 2012: 5.1.
- Tunisia: MICS 2006: average household size 4.7; MICS 2011-2012: 4.2.

40. For Djibouti and Syria, a lack of more recent data makes it imperative to use older figures (2006 and 2003, respectively). To ensure consistency in the methodology, however, this study has adopted the most recent figures provided by the chosen sources (DHS, MICS, government agencies).

Moreover, in this analysis, the same average household size is used for all programmes. However, programmes may target families that have a different composition from the usual. Non-contributory pensions, for instance, target households with relatively fewer children, whereas CCTs usually target households with relatively more children than in the overall population. When considered relevant, limitations were pointed out throughout the text and detailed in footnotes.

Estimating overall child coverage rates

In a next step, the potential number of children covered by a programme (reported or estimated) is compared to the total number of children in the country, which helps illustrate the size of the programme relative to the overall population of children in the country. For programmes that target specific age groups (such as school-related programmes, available only for school-age children), the proportion of children covered was compared to the number of children in the respective age group.

For school-related programmes, however, the exact age group covered by the programme was not always specified in the literature and often had to be estimated based on additional online sources. However, as most children benefiting from these programmes are in primary and secondary school, this analysis assumes that the 6–17 age group is the most representative school-age group among the under-18 population. Here, it is important to point out as a limitation that some of the programmes analysed might also benefit other age groups (such as children in kindergarten or even university students), which can lead to an overestimation of the proportion of children covered in certain cases, since older or younger students could not be excluded from the numerator due to the lack of coverage information disaggregated by age.

Estimating the proportion of poor and vulnerable children in the country

A thorough estimation of whether the most vulnerable children are covered by programmes would require the analysis of adequate micro-level data (see also Box 2). As the scope of this study does not encompass the analysis of primary microdata, the approach adopted uses the estimates of multidimensional child poverty available for nine countries reported in the regional CC-MODA study by UNICEF (forthcoming) as the minimum population to be covered. The decision was made to use these figures—and not national multidimensional poverty assessments—because they allow comparisons across the countries analysed. In addition, where estimates of monetary child poverty were available, they have also been contrasted with the potential proportion of poor children that could be covered by the mapped programmes. The child coverage figures were the same as in the overall coverage analysis, as previously explained. The following steps were taken to estimate the potential programme coverage in comparison to the number of vulnerable children in the country:

Estimating the number of poor children in the programmes' target age group

The proportion of children living in **moderate multidimensional poverty** was calculated by applying the poverty incidence (0–17) to the population in the target age group to obtain the total number of vulnerable children for the year for which the coverage level is provided.⁴¹ Moderate poverty estimates for the 0–17 age group were applied, as they were adapted to the regional context and describe the intrinsic qualities of child poverty more adequately than the measure of acute poverty in the countries examined.

In addition, the proportion of children living in monetary poverty in the target age group of programmes was estimated for six countries⁴² based on the figures provided in Table 8. The poverty estimates, both multidimensional

41. The population estimates used in UNICEF (forthcoming) match those provided by the World Bank and used in this study. There is only one exception: Jordan. The World Bank reports the proportion of children under 18 in 2015 as 34 per cent, while UNICEF reports it as 41.6 per cent (based on UNICEF's State of the World's Children Report 2016). The total population reported by UNICEF is 7,595,000, while the World Bank reports 9,455,000.

42. Algeria, Egypt, Iraq, Qatar, State of Palestine and Tunisia.

and monetary, can be from a different year from the reported coverage number. In such cases, it was assumed that poverty levels remained stable over time.

Comparing the number of children covered by programmes to the number of poor children in the country

Box 2. Guidelines for estimating coverage of social protection programmes

To effectively measure coverage rates and programme targeting performance at national and regional levels, both household surveys and comprehensive registries of social protection systems (updated administrative data) are needed to assess the extent to which various programmes reach the most disadvantaged and vulnerable populations.

Most household surveys provide information on key demographic characteristics of the household (e.g. age, sex, place of residence), as well as information on several socio-economic dimensions, such as health, education, nutrition, income, expenditures/consumption and participation in the labour market, allowing for the calculation of both monetary and multidimensional poverty indicators. However, not many household surveys provide information on social protection. Ideally, household survey questionnaires should investigate whether households benefit or not from non-contributory social protection programmes. Thus, they should include questions on whether the household receives: i. a cash transfer of any type, frequency of payment and the amount received in last payment; ii. school support for each school-age child (tuition/fee waivers, material, school feeding programme etc.); iii. other support specific to the country context (public works, ration cards, in-kind transfers etc.); and/or iv) health insurance for each individual in the household. A household survey that combines this information can provide statistically sound data that have the potential to estimate coverage as well as the targeting performance of social protection programmes. Coverage indicators can be disaggregated by various populations of interest, based on age (children), sex (girls), place of residence (rural), wealth/income groups (poorest quintiles) and regions.

UNICEF has recently developed a draft Social Protection Module for household surveys, primarily for MICS, to measure the coverage of key types of social transfers and programmes, as defined in the 2012 UNICEF Social Protection Strategic Framework. The draft was customised and field-tested in Kenya, Zimbabwe, Viet Nam and Belize to accumulate experiences and evidence and to inform the development of a standardised module to be used in national population-based surveys (UNICEF 2016).

However, it is important to bear in mind that there may be differences between the total number of beneficiaries identified in a household survey and the total number of beneficiaries stated in administrative reports. Such differences are not uncommon and may be due to underreporting by households or large sampling errors. This mismatch can be particularly serious if the programmes cover only a relatively small number of beneficiaries and/or if the programme is geographically targeted (e.g. sampling does not include the areas where the programme is being implemented).

Along with household surveys, it is paramount to have good administrative programme data, including the number of children benefiting from the programme (directly and indirectly). In addition, reliable population statistics are necessary to compare the number of children covered in the programme with estimates of the total number of children and even to estimates of the number of children in poor households (preferably in both monetary and non-monetary terms).

In a final step, the percentage of poor children that could be potentially covered was estimated by dividing the number of children covered by the programme by the total number of moderately poor children in the country aged 0–17. In fact, it is not possible to match the number of children covered with the number of poor children, as this would require more detailed data on the profile of beneficiary families, as explained in Box 2. Neither is it possible to identify overlaps between different programmes. For this analysis, we look at specific programme types and outcomes to illustrate their potential to benefit the most vulnerable children in the country, as detailed in Section 5.

Programme categories

To estimate the coverage of children by different schemes, six different categories of programme types are suggested:

- conditional and unconditional cash transfers;
- cash transfers only available for families with school-age children (school allowances);
- non-cash programmes targeting school-age children—especially school feeding and school supplies schemes;
- in-kind programmes provided in the form of food;
- health-related programmes, such as non-contributory health insurance and health care benefits; and
- public works programmes.

This analysis does not consider programmes that are not provided on a regular basis (such as housing programmes, educational fee waivers and emergency/*ad hoc* benefits), in-kind benefits that are not in the form of food, schemes at a pilot stage or programmes for particularly vulnerable groups (such as those targeting only orphaned children or children with disabilities). Table 9 illustrates the number of programmes in each category, taking into account the 96 schemes with reported information on coverage.

Table 9. Programmes with reported coverage figures by type

Programme type	Number of programmes
Cash transfers (conditional and unconditional)	30
Cash transfers for families with children (school allowances)	4
School-related programmes	15
Health-related programmes	9
In-kind programmes (food)	10
Cash-for-work	7
Others, not included (housing, other in-kind benefits etc.)	19
Total	96

Source: Authors' elaboration.

3.4 What is the share of children covered by social protection programmes in the region? Overall analysis of programmes' coverage levels

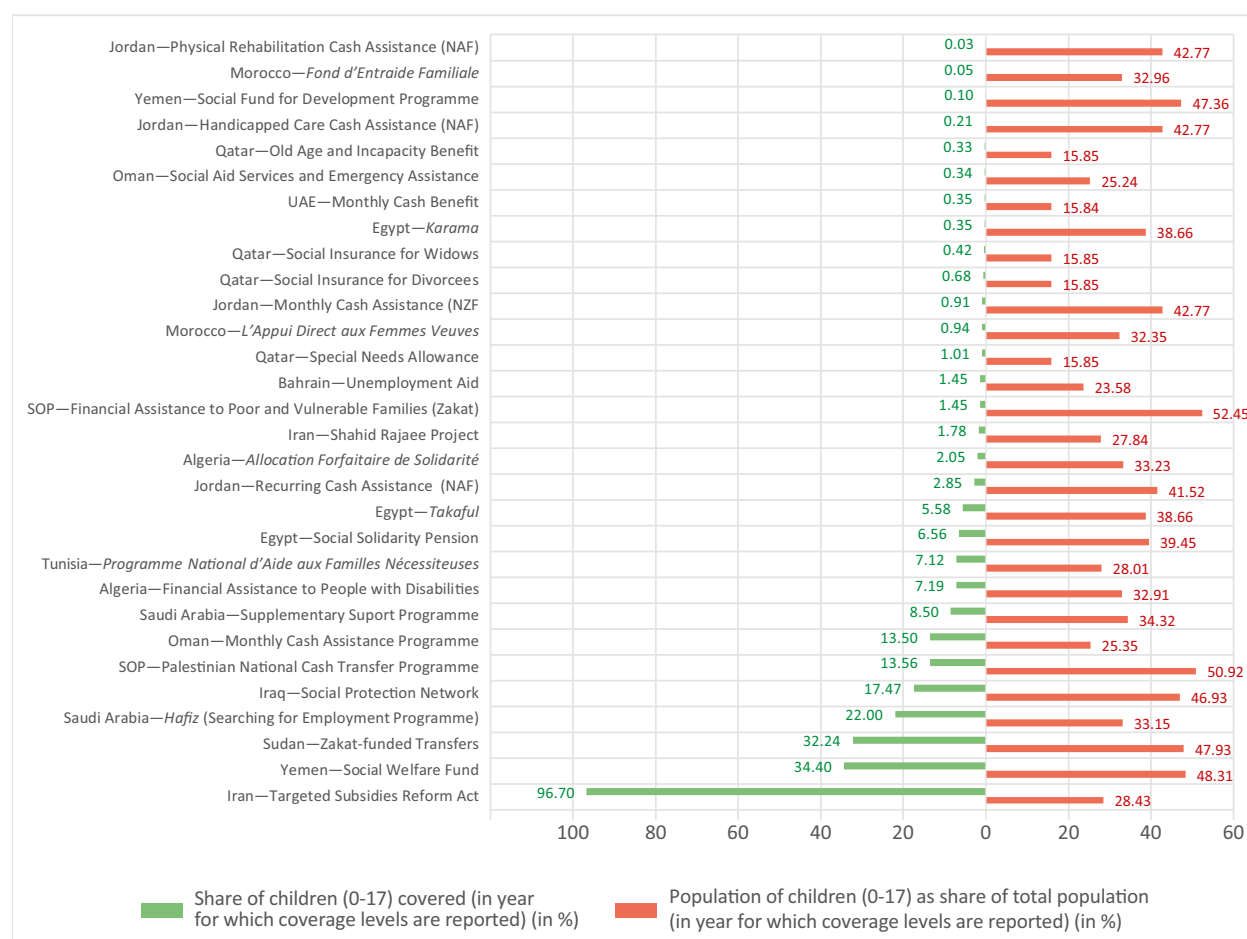
Cash transfers

As seen in Chapter 2, cash transfers are the most prevalent type of programme in the MENA region; therefore, they also have the most coverage figures available. **Cash transfers vary greatly in size**, ranging from 2.9 per cent of all children under the age of 18 in Jordan (National Aid Fund Cash Assistance) up to 34 per cent in Yemen (Social Welfare Fund) and 32 per cent in Sudan (zakat-funded cash transfers). Apart from a few exceptions of programmes that reach almost all children in the country, most cash transfer programmes are rather small in size and reach less than 2 per cent of the respective national population of children.

Nearly three quarters (22) of the 30 cash transfer programmes whose coverage levels were analysed target poor households. Only four of these schemes have children among the main target group, and nine target poor households with orphans or other vulnerable groups, such as people with disabilities and elderly people.

Takaful in Egypt has an estimated coverage of 5.58 per cent of all children under 18 (as of 2016), which is still less than the Social Solidarity Pension—which, according to estimates, reached 6.56 per cent of children in the country in 2015.⁴³ *Karama*, the newest pension scheme targeting elderly people, orphans and people with disabilities, has even lower coverage, reaching 0.35 per cent of Egyptian children. Summing up *Takaful*, *Karama* and the Social Solidarity Pension in Egypt, and assuming that there are no overlaps among programmes,⁴⁴ the proportion of children covered is estimated at 12.49 per cent, which is high in absolute terms, as the country has one of the largest under-18 populations in the region, but lower in relative terms when compared to other countries, such as the SOP (where the Palestinian National Cash Transfer Programme only reached 13.5 per cent of children in the country in 2013) and Iraq (where the Social Protection Network was estimated to cover 17.4 per cent of all children in 2016).

Figure 12. Estimated coverage of cash transfers—children aged 0–17



Source: Authors' elaboration based on mapped programmes.

43. Note that in this case figures may be slightly biased, as pension beneficiary households tend to have fewer children than the overall population.

44. Note that *Karama* was designed to gradually replace the Social Solidarity Scheme. A residual group will remain under social pensions, including poor separated and divorced women.

Figure 12 illustrates the estimated proportion of children covered by the cash-based social protection programmes analysed, compared with the total proportion of children under the age of 18 in the respective country.⁴⁵

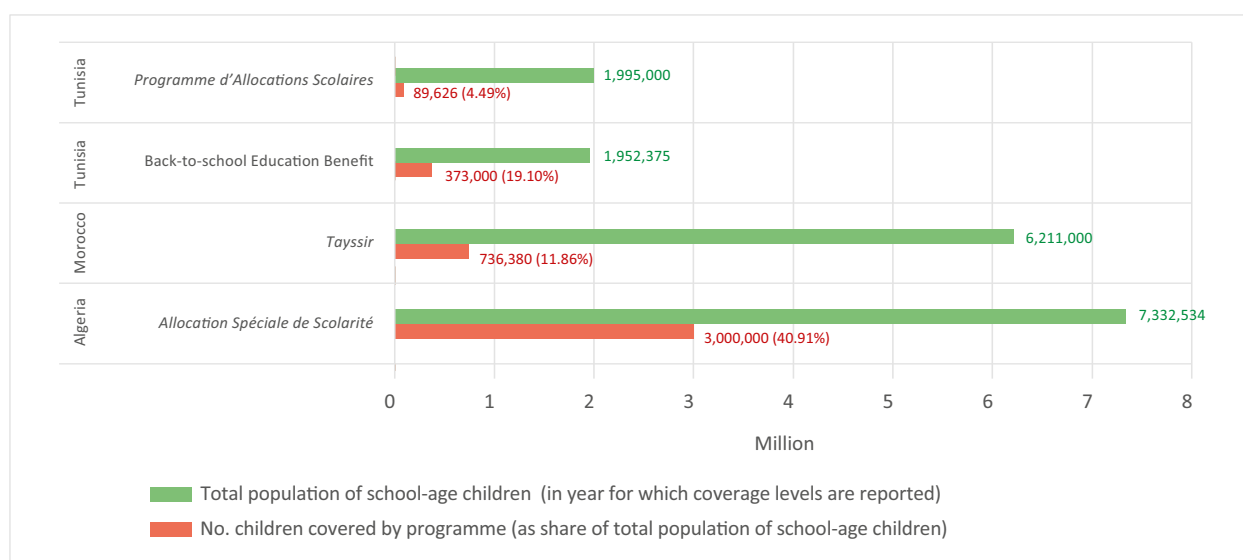
Cash transfers for families with school-age children (school allowances)

There are few school allowances in the MENA region, but they have recently become more relevant. In the three countries analysed here—Algeria, Morocco and Tunisia—allowances for children aimed at incentivising school attendance and providing income support to vulnerable families with children were introduced after the 2000s. However, as previously highlighted (in Chapters 1 and 2), these benefits target families with school-age children (commonly 6–17, or 5–15 for *Tayssir* in Morocco) and enrolled in school, not including families with children under the age of 6 and those who face other barriers to access the education system, such as supply-side deficiencies. This subsection analyses the coverage of school allowances in comparison to other financial support schemes available in these three countries that are not restricted to school-age children.

In Morocco the *Fond d'Entraide Familiale* and *L'Appui Direct aux Femmes Veuves* combined (both targeted at women in vulnerable situations and their children) are estimated to cover less than 1 per cent of all Moroccans aged 0–17 (combining estimates for 2014 and 2017, respectively). Compared to *Tayssir*, a geographically targeted CCT that covers 11.86 per cent of children aged 6–15 in the country (nearly 736,000 beneficiaries in 2017), those two programmes have a rather small coverage. Given that *Tayssir* is only available to children aged 6–15, this suggests that children under the age of 6 have less access to financial support than older children.

As in Morocco, reported coverage figures for 2016 show that Algeria's *Allocation Forfaitaire de Solidarité* programme reached about 2 per cent of children under 18. In stark contrast to this, more than 40 per cent of school-age children (aged 6–17) were estimated to be covered by the *Allocation Spéciale de Scolarité* in 2013, as detailed in Figure 13.

Figure 13. Total population in the target group and estimated coverage of cash transfers for school-age children (in millions)



Source: Authors' elaboration based on mapped programmes.

Note: School-age children refers to children aged 6–17, except for Morocco, where the *Tayssir* programme targets children aged 6–15.

45. Population estimates have been aligned with the reported figures for the year of coverage.

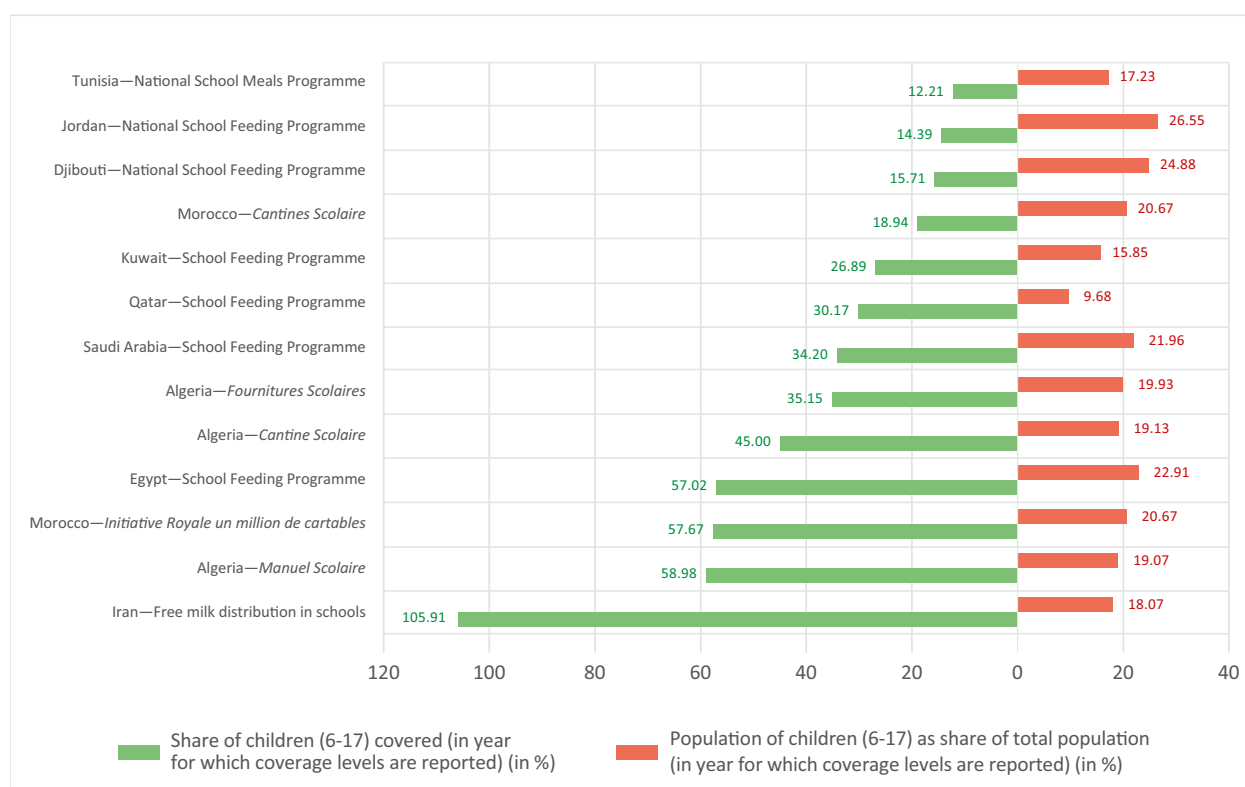
In Tunisia the *Programme National d'Aide aux Familles Nécessiteuses* (PNAFN) targets poor families whose head is unable to provide for their family. Created in 1986, the programme's coverage was expanded after 2011, when an additional 100,000 families were included in the scheme. As of 2016, more than 225,000 households benefited from the programme, and coverage was estimated at 7.12 per cent of all children in the country (see Figure 12). Since 2007, PNAFN families with school-age children are entitled to an additional scheme, the *Programme d'Allocations Scolaires* (PPAS), through which nearly 90,000 students (4.5 per cent of children aged 6–17 in the country) are covered. The Back-to-School Benefit also provides cash support for families with children enrolled in school, capped at three children per family, reaching almost 20 per cent of all children in the respective age group. However, the benefit is paid yearly at the beginning of the school year, while the PNAFN and the PPAS are paid monthly.

In fact, children under 6 living in households where there are school-age children may also benefit from the extra cash. However, in those cases, estimates of the number of children covered disaggregated by age group is only possible if primary data are considered for analysis. Taking into consideration the three cases analysed, one can see that the proportion of children benefiting from regular cash schemes is generally lower when compared to school allowances, leaving families with younger children with less support.

Non-cash programmes targeting school-age children (school-related programmes)

In general, school-related programmes (especially school feeding programmes) reach larger proportions of children across all countries. For the analysis of school-related social protection schemes, coverage estimates always take into consideration the size of the programme relative to the total school-age population of the country (children aged 6–17).

Figure 14. Estimated coverage of school-related programmes—children aged 6–17



Source: Authors' elaboration based on mapped programmes.

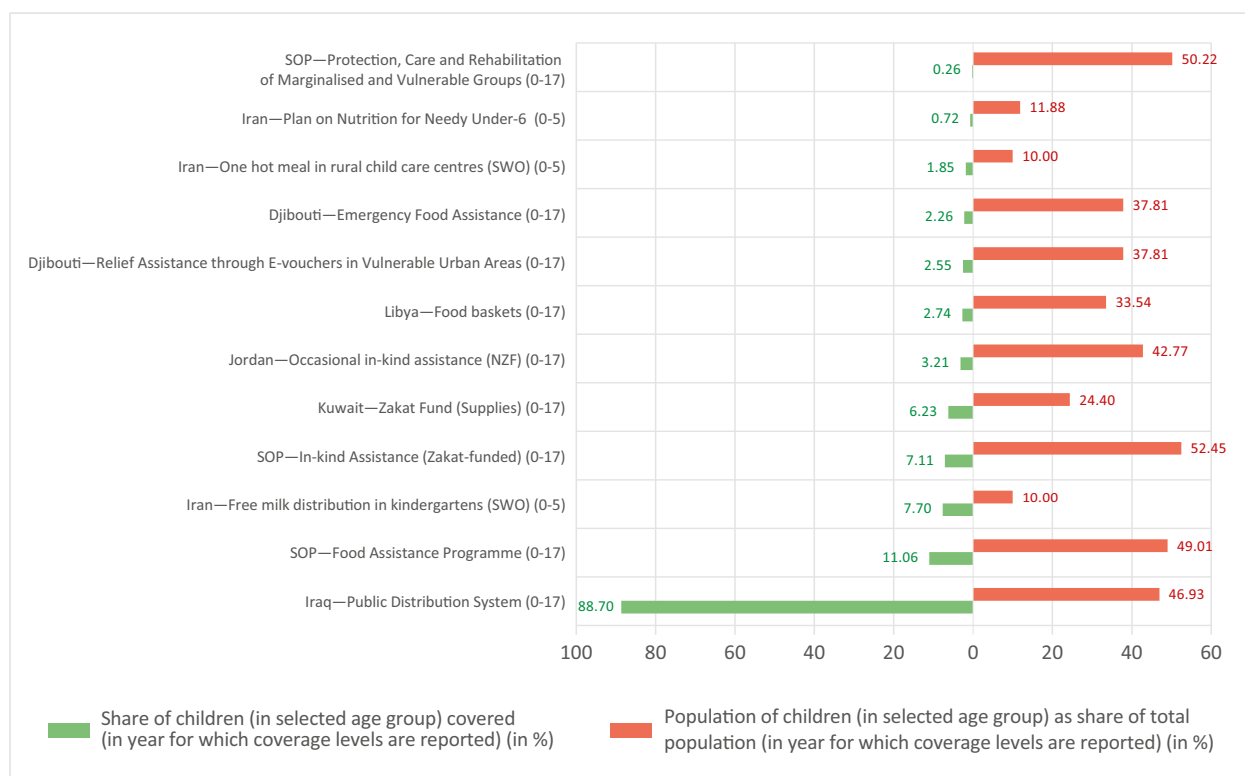
As illustrated in Figure 14, Algeria's *Cantine Scolaire* reached 45 per cent of children in the target group in 2013. According to Algeria's National Economic and Social Council (CNES 2015), approximately 3.3 million children benefited from the programme in 2014, when 13,889 canteens offered 3,318,542 meals at the national level, which resulted in a coverage rate of 89 per cent according to the CNES (2015). In middle and secondary education, almost 1 million children benefited from the programme (27 per cent coverage, according to the CNES).

Considering the most recent figures from 2016, Egypt's School Feeding Programme reached more than half of the school-age population. The large estimate for the Free Milk Distribution in Schools Programme provided by the Iranian Ministry of Education (surpassing 100 per cent) could be linked to the fact that the scheme not only benefited children in the estimated target age group (6–17 years) but also reached younger children—i.e. pre-schoolers or those who outgrew the predefined school age but still remained enrolled. One exception to this trend is Djibouti's National School Feeding Programme, which only reached a little over 15 per cent of the target population in 2016.

In two *Maghreb* countries, Algeria and Morocco, the distribution of school supplies has been found very relevant in terms of coverage. In Morocco, the *Initiative Royale 1 Million de Cartables* reached more than 4 million children in schools, covering half of all school-age children in the country. In Algeria, the *Fournitures Scolaires* and *Manuel Scolaire* scheme supports families with children in school. Roughly a third and a half of all school-age children benefited from these programmes in 2011 and 2014, respectively. For a detailed estimation of school-related programmes, please refer to Figure 14.

In-kind transfer programmes

Figure 15. Estimated coverage of food transfer programmes—selected age groups



Source: Authors' elaboration based on mapped programmes.

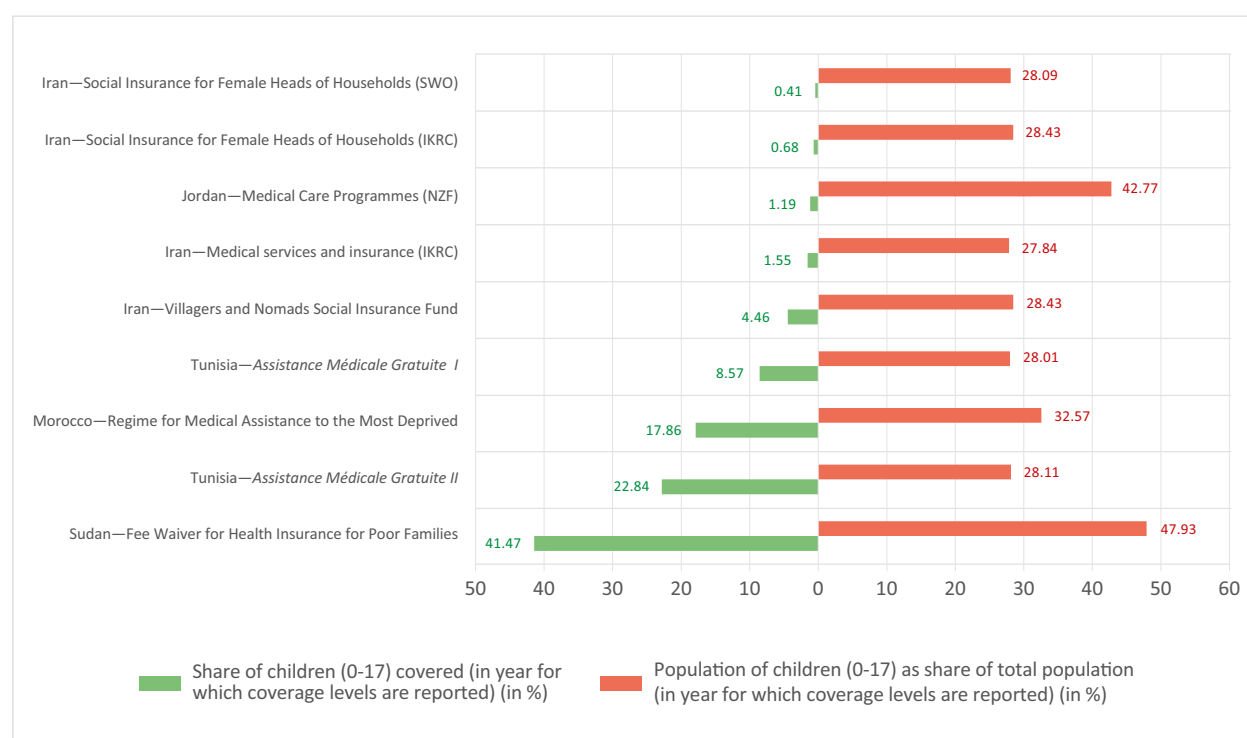
Note: Three programmes in Iran depicted in the figure are only available for children under the age of 6.

Programmes providing in-kind support in the form of food (including ration cards) are among the most prevalent types of social protection schemes in the MENA region. Coverage figures for this type of programme were available for 10 schemes in Djibouti, Iran, Iraq, Jordan, Kuwait, Libya and the SOP (see Figure 15). Only one of them targeted children under the age of 6, the Plan on Nutrition for Needy Under 6-Year-Old Children and Pregnant Mothers (implemented by the IKRC). However, the programme is small in scale, and it is estimated that it reached less than 1 per cent of children aged 0–6 in 2011. In fact, in-kind programmes can also vary considerably in size, ranging from quasi-universal programmes—such as the Public Distribution System (PDS) in Iraq, which is estimated to have reached 88.7 per cent of all children in 2016—to small-scale programmes—such as the Programme for Protection, Care and Rehabilitation of Marginalised and Vulnerable Groups in the SOP—which reached less than 1 per cent of the child population in 2014. In countries with high levels of food insecurity, such as Djibouti, existing programmes were also found to reach a very small proportion of children. In Djibouti the Emergency Food Assistance and the Relief Assistance Programme through E-vouchers in vulnerable urban areas (both part of the General Food Distribution Programme) were estimated to cover only 2.26 per cent and 2.55 per cent, respectively, of all children under 18.

Health-related programmes

After school-related schemes, programmes providing access to health services tend to have higher child coverage rates in at least three countries: Tunisia, where the *Assistance Médicale Gratuite I* and *II* together potentially reached more than 30 per cent of all children in the country; Morocco, where 17.9 per cent of children are estimated to benefit from RAMED; and Sudan, where the Fee Waivers for Health Insurance covers approximately 41 per cent of children. In Iran, the multitude of programmes providing health support suggests a fragmented system with low coverage potential, with less than 8 per cent of children potentially covered by the four schemes considered in this analysis (see Figure 16).

Figure 16. Estimated coverage of health-related programmes—children 0–17

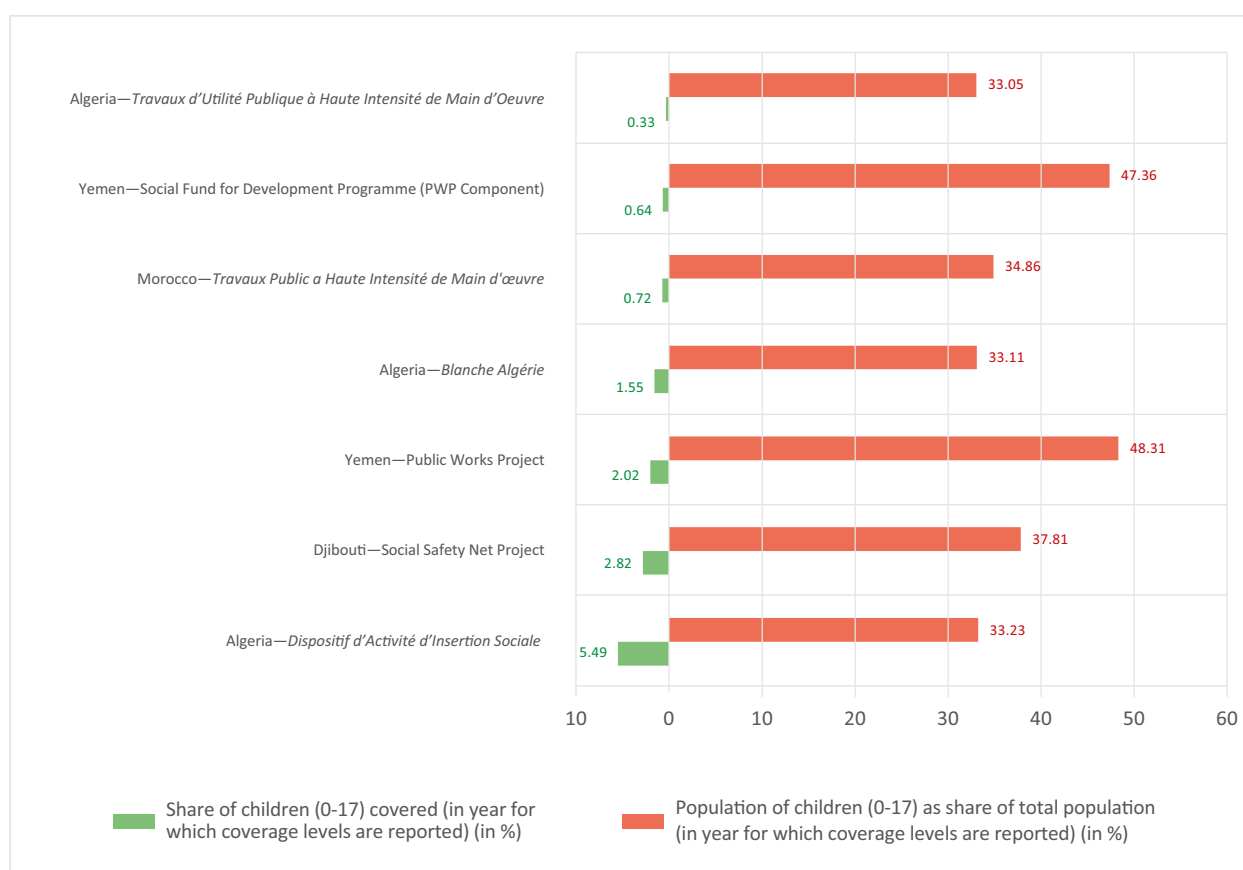


Source: Authors' elaboration based on mapped programmes.

Cash-for-work programmes

CFW programmes were less frequently found in the region, with the exception of Algeria and Yemen. Estimates of child coverage for the programmes considered here illustrate that schemes falling under this category tend to have low child coverage estimates, with most reaching less than 3 per cent of children under the age of 18 who live in a household in which at least one member is part of a CFW programme—as further detailed in Figure 17. One exception is Algeria's *Dispositif d'Activité d'Insertion Sociale* (DAIS), which reached over 370,000 beneficiaries in 2016. In this case, estimates indicate coverage of 5.4 per cent of the country's child population.

Figure 17. Estimated coverage of cash-for-work programmes—children 0–17



Source: Authors' elaboration based on mapped programmes.

3.5 Equity of social protection programmes: estimated coverage levels of poor children

Due to the limited availability of comparable child poverty estimates for MENA countries, only 10 countries are considered in this subsection. Having considered the extent to which selected social protection programmes in the region reach children (Section 4), it is perhaps even more important to consider whether and to what extent these schemes can actually reach those who are most in need.⁴⁶ Analysis of the adequacy or targeting efficacy of programmes is beyond the scope of this study. Rather, this section considers the size of social protection

46. Coverage rates of all programmes classified as school-related programmes, such as school feeding or schemes providing free school supplies, were excluded from these estimations, as these schemes do not generally target poor or vulnerable children specifically, but all school-age children who receive formal education at a public school.

programmes and their capacity to reach the total number of children estimated to be poor in the respective country. As shown below, regardless of whether monetary or multidimensional poverty estimates are used, **none** of the programmes analysed—with the exception of Iraq's PDS—have the potential to reach all poor and vulnerable children.

Estimated coverage of children living in moderate multidimensional poverty

This section presents more details on the estimated coverage capacity of cash-based programmes in the region. When analysing the extent to which **cash assistance schemes** can reach multidimensionally poor children in the selected countries, it is important to consider both programmes that target children directly as well as those paid out at the household level. In Egypt, where according to UNICEF (forthcoming) 16.6 per cent of children under 18 suffer from moderate poverty, it is estimated that *Takaful* could potentially reach more than 30 per cent of all multidimensionally poor children, assuming perfect targeting, meaning that all children covered by the programme are indeed those who are multidimensionally poor. Also in Egypt, although the Social Solidarity Pension covered less than 7 per cent of all children under 18 in 2015, estimates indicate that it had the potential to benefit 40 per cent of all moderately poor children in the same year. Sudan is the country with the highest incidence of moderate poverty in the region, and 87 per cent of all Sudanese children are estimated to be multidimensionally poor. In 2016, when Zakat Fund transfers reached more than 2 million households and about one third of all children in the country, the scheme had the capacity to reach 37 per cent of all children living in multidimensional poverty under the age of 18 (see Figure 18).

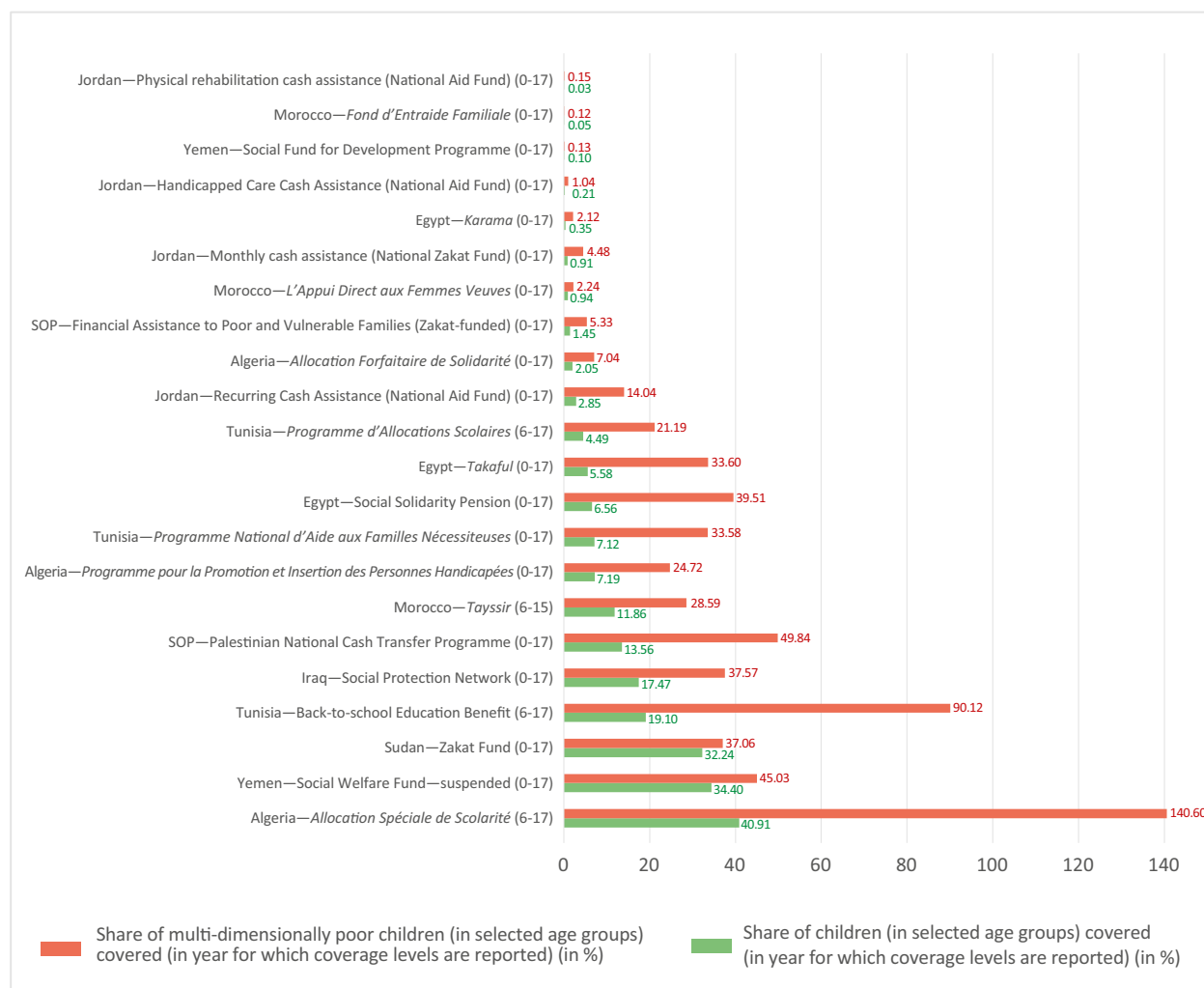
Among other cash transfer schemes in the region, findings show that the Palestinian National Cash Transfer Programme (PNCTP) and Yemen's Social Welfare Fund (SWF—recently suspended due to conflict) also have a relatively high potential to reach poor children (around 49 per cent and 45 per cent, respectively). However, despite the relatively large size of the SWF, research has shown that especially poor and vulnerable families with young children tended to be underrepresented among its beneficiaries. This can be explained by the fact that the programmatic social and geographical targeting categories adopted did not match the characteristics of poor households (for further details, see Box 3).

Algeria's *Allocation Spéciale de Scolarité* is a cash scheme available to poor families with children enrolled in the public education system, reaching 3 million students in 2013. Considering its size and scope, the programme is the only one in the region whose total number of beneficiaries surpasses the absolute number of vulnerable school-age children in the country, which is illustrated by the estimated coverage capacity of 140 per cent of all poor and vulnerable children aged 6 to 17.

Although the PNAFN programme reaches only 7 per cent of the overall child population, in its current size it has the potential to reach almost 34 per cent of all multidimensionally poor children. This is explained by the fact that the level of multidimensional poverty in Tunisia is relatively low (21 per cent) compared to other countries in the region. The additional monthly school allowance paid to PNAFN families with school-age children (PPAS) has the potential to reach about 20 per cent of all multidimensionally poor children aged 6–17. Recent evaluations have highlighted high exclusion errors for PPAS. The Back-to-School Education Benefit has a significantly larger coverage capacity, having the scope to reach 90 per cent of all school-age children estimated to be moderately poor. However, it is only paid once a year, whereas PPAS is paid monthly. Moreover, for both PPAS and the Back-to-School Education Benefit, it is important to keep in mind that the coverage figures provided can also include individuals over 18, as university students are also eligible for these programmes.⁴⁷

47. As a limitation, the numbers provided for PPAS and BTS in Tunisia are likely to be overestimations, as these programmes are also available to university students over 18.

Figure 18. Estimated coverage capacity of multidimensionally poor children by selected cash transfer programmes



Source: Authors' elaboration based on mapped programmes.

Box 3. The Social Welfare Fund in Yemen

The Yemen National Social Protection Monitoring Survey (NSPMS) was a household longitudinal survey conducted in 2012-2013. One of the survey's objectives was to produce evidence of the targeting of the Social Welfare Fund (SWF) and to assess the programme's impact on certain development indicators. In 2012-2013 the SWF expanded its coverage by incorporating new beneficiaries into the programme, using a PMT. The study highlighted the limits of the social and geographical targeting categories used, which did not match the characteristics of the poor.

To improve the child-sensitivity of social protection in Yemen, the authors advise that the government could either revise the SWF categories to favour the inclusion of extremely poor families with children and/or to complement Yemen's social protection system with an intervention that targets poor families with children (e.g. child allowance and CCT programmes). Although the SWF has been discontinued due to conflict, these insights remain relevant if it should be taken up again in the future.

Source: IPC-IG and UNICEF (2014).

Table 10 shows the coverage estimates for other (non-cash transfer) types of programmes. When it comes to **food transfer schemes**, tentative findings show that benefits paid out through Zakat Funds in Jordan and in the SOP had the potential to reach around 15 per cent and 20 per cent of moderately poor children, respectively. We observe a higher rate for the Palestinian Food Assistance Scheme, which indicates that almost one third of the moderately poor population under 18 could have benefited from the scheme in 2016. In Iraq estimates show that the PDS has the capacity to cover all vulnerable children in the country. In fact, the number of children covered is larger than the number of children estimated to be moderately poor, which can be explained by the almost universal scope of the programme.

In terms of **health-related programmes**, Morocco's medical insurance scheme for low-income households (RAMED) has the capacity to benefit 40 per cent of vulnerable children (for a more comprehensive discussion on RAMED, see Box 4). In Tunisia the results indicate that the *Assistance Médicale Gratuite* (AMG), consisting of AMG I (total free exemption for the use of health services at public health centres, for those benefiting from the PNAFN programme) and AMG II (reduced fees for other low-income households), has the potential to reach 62 per cent of multidimensionally poor children (compared to 32 per cent of all children).⁴⁸

Box 4. Coverage of vulnerable and multidimensionally poor children by non-contributory child protection programmes: The case of RAMED in Morocco

Data from the 2015 National Observatory of Human Development (*Observatoire Nationale du Développement Humain—ONDH*) Household Panel Survey shows that about 40 per cent of all children in Morocco are living in multidimensional poverty, meaning that they are deprived in at least two essential dimensions of their well-being. A lack of health insurance is the dimension with the highest deprivation rate: about 50 per cent of children live in households that are neither covered by the contributory scheme for those in formal employment (*Assurance Maladie Obligatoire—AMO*) nor by the non-contributory scheme (*Régime d'Assistance Médicale aux Économiquement Démunis—RAMED*) or any other insurance (ONDH et al. 2017).

In 2008, RAMED was created as the first publicly financed medical assistance scheme for the economically disadvantaged population (Angel-Urdinola, El-Kadiri, and Pallares-Mirallas 2015). Since then, medical coverage through RAMED has expanded significantly, reaching about 6.3 million individuals with active cards in 2016. Of those, 88 per cent are considered poor (ANAM 2016).

Health insurance coverage allows mothers in particular to access essential health care services, including immunisation, growth monitoring and ante- and postnatal care, for themselves and for their children (Ministère Délégué auprès du Chef du Gouvernement Chargé des Affaires Générales et de la Gouvernance and UNICEF 2016). National vaccination coverage for infants aged 12–23 months increased from 89.1 per cent in 2003–2004 to almost full coverage in 2011 and more significantly in rural areas (from 86.8 per cent to 100 per cent). The proportion of rural women attending at least one antenatal care visit increased from 48 per cent in 2003–2004 to 62.7 per cent in 2011, and 13.3 per cent of rural women received postnatal care (compared to 3.6 per cent in 2004) (Boutayeb et al. 2016). Nevertheless, these figures are still low compared to evidence from other countries in the region: in Egypt, for instance, almost 90 per cent of rural women attended at least one antenatal care visit in 2014, and the same percentage received postnatal check-ups in the first two days after birth (UNICEF forthcoming; Ministry of Health and Population et al 2015).

Although RAMED guarantees coverage for beneficiaries and their dependents, including spouses and children, the coverage gap shows that inequities persist, especially in rural areas: 66 per cent of the 0–4 age group, 59 per cent of the 5–14 age group and 58 per cent of the 15–17 age group in rural areas are still not covered by basic medical insurance (ONDH et al. 2017). This is particularly worrisome given that in rural areas 24.6 per cent of children aged 0–4 years old are deprived in the health dimension, meaning that their mothers did not have antenatal consultations during their last pregnancy and/or that their last delivery was not assisted by skilled personnel (ibid.). Additional strategies should be developed to better target and increase coverage to children in low-income households, especially in rural areas.

48. Numbers for AMG I refer to 2015, and for AMG II to 2016.

Finally, the estimated proportion of vulnerable children indirectly benefiting from **CFW programmes** is rather low, with the exception of Algeria's *Dispositif d'Activité d'Insertion Sociale*: estimates indicate that this scheme has the capacity to reach close to 20 per cent of all multidimensionally poor children in the country. In turn, Morocco's *Travaux Public à Haute Intensité de Main d'Oeuvre*, the Social Fund for Development in Yemen and Algeria's *Travaux d'Utilité Publique à Haute Intensité de Main d'Oeuvre* are smaller in size, with estimates that benefits potentially cover less than 2 per cent of all children considered multidimensionally poor.

Table 10. Coverage estimates of other programmes

Country	Programme	Estimated no. of children (0–17) covered	Year	Potential coverage of all children (0–17)	Estimated no. of multidimensionally poor children (0–17)	Potential coverage of multidimensionally poor children (0–17)
In-kind transfers						
Iraq	Public Distribution System	15,488,009	2016	88.70%	8,119,094	190.76%
SOP	Food Assistance Programme	246,624	2016	11.06%	774,045	31.86%
SOP	In-kind assistance (zakat-funded)	146,538	2007–2011	7.1%	714,795	20.50%
SOP	Protection, care and rehabilitation of marginalised and vulnerable groups	5,670	2014	0.26%	748,467	0.76%
Jordan	Occasional in-kind assistance (National Zakat Fund)	115,606	2013	3.21%	748,466	15.45%
Cash-for-work programmes						
Algeria	<i>Travaux d'Utilité Publique à Haute Intensité de Main d'Oeuvre (TUP-HIMO)</i>	44,030	2010–2015	0.33%	3,821,109	1.15%
Algeria	<i>Dispositif d'Activité d'Insertion Sociale</i>	740,783	2016	5.49%	3,913,591	18.93%
Algeria	<i>Blanche Algérie</i>	185,762	2005–2010	1.55%	3,467,518	5.36%
Morocco	<i>Travaux Public à Haute Intensité de Main d'Oeuvre</i>	80,188	2009	0.72%	5,063,518	1.58%
Yemen	Public Works Project	249,929	2013	2.02%	9,439,021	2.65%
Yemen	Social Fund for Development Programme	82,213	2015	0.64%	9,739,341	0.84%
Health-related programmes						
Jordan	Medical care programmes (National Zakat Fund)	42,769	2013	1.19%	748,466	5.71%
Morocco	<i>Régime d'Assistance Médicale aux Économiquement Démunis</i>	2,052,169	2016	17.86%	5,216,958	39.34%
Sudan	Fee Waiver for Health Insurance for Poor Families	7,866,522	2016	41.47%	16,504,919	47.66%
Tunisia	<i>Assistance Médicale Gratuite (I + II)</i>	1,002,512	2015–2016	31.28%	1,628,300	61.57%

Source: Authors' elaboration based on mapped programmes.

Estimates of the coverage of children living in monetary poverty

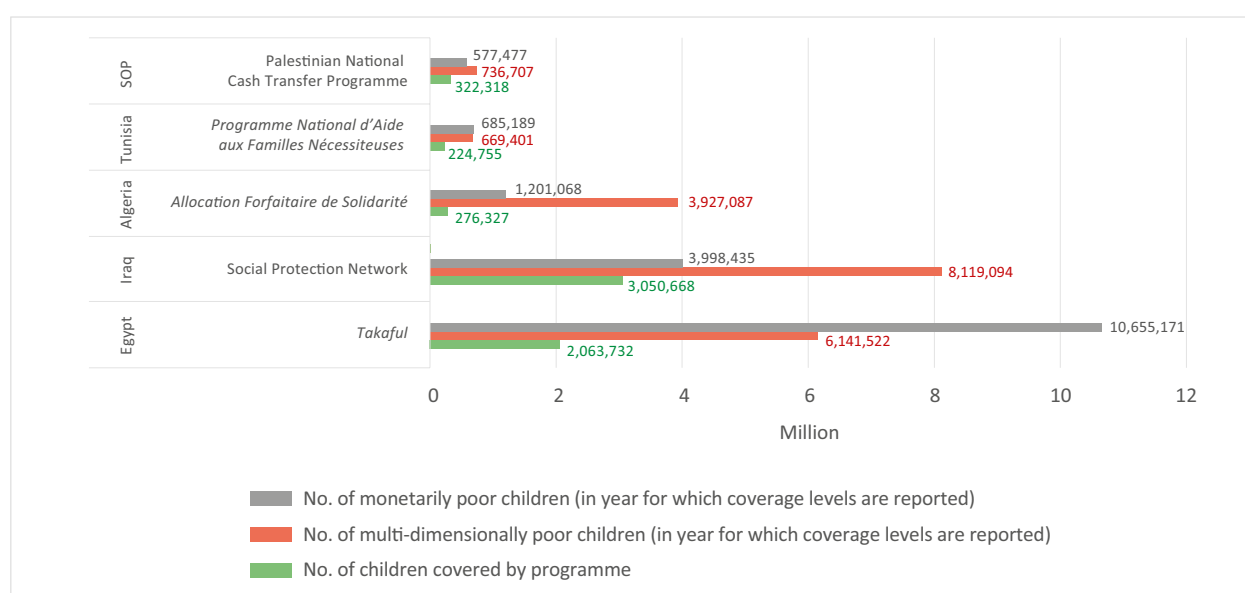
Evidence shows that, for countries with estimates available for both multidimensional and monetary child poverty, multidimensional poverty estimates tend to be higher than monetary poverty estimates. The only exception is Egypt, where multidimensional poverty stands at 16.6 per cent, compared to 28.8 per cent for monetary poverty. However, monetary and multidimensional poverty estimates should be considered complementary; the two estimates do not always overlap, as children of monetarily non-poor households can still experience poverty in other dimensions, and vice versa. Given that the estimates for monetary poverty are usually lower than those for multidimensional poverty, the estimated potential coverage of monetarily poor children by the mapped programmes is, therefore, higher. Figure 19 compares the absolute number of children covered by a selected number of programmes to the number of children living in monetary and multidimensional poverty.

For Iraq, for example, the estimates indicate that 76 per cent of all monetarily poor children could be covered through the Social Protection Network (compared to 38 per cent of multidimensionally poor children).

In the SOP, where multidimensional poverty stands at 34.7 per cent and monetary poverty at 27.2 per cent, the PNCTP has the capacity to benefit 59 per cent of all monetarily poor children, compared to 39 per cent of multidimensionally poor children. In Algeria, where the difference between monetary and multidimensional poverty is even larger, the difference in potential coverage using the different poverty estimates is likewise more pronounced. Considering the estimates of monetary child poverty, it is estimated that the *Allocation Forfaitaire de Solidarité* has the capacity to reach 23 per cent of children in need, compared to only 7 per cent of vulnerable children when taking multidimensional poverty estimates into consideration.

The only country for which only monetary—but not multidimensional—poverty estimates are available is Qatar. Considering that 15 per cent of all Qatari children are estimated to live in monetary poverty, this would mean that the Old-Age and Incapacity Benefits, part of the social insurance system, had the potential to reach only about 2 per cent of the poorest children, while the Benefits for Divorcees could reach about 4.5 per cent (coverage numbers refer to 2009).

Figure 19. Coverage capacity—monetarily vs. multidimensionally poor children



Source: Authors' elaboration based on mapped programmes.

3.6 Final remarks on coverage estimates and recommendations

This chapter's main objective was to offer a starting point for a more comprehensive discussion on the coverage of non-contributory social protection programmes in MENA, placing child coverage estimates at the centre of the analysis. The inventory illustrates that the provision of social protection in the region is diverse in both size and scope, with a plethora of programme types and different targeting systems. Yet very little is known about the benefit incidence and the effectiveness of coverage of these schemes.

As emphasised in this chapter, age-disaggregated data on monetary and multidimensional poverty are crucial to better tailor child-sensitive social protection policies. They are relevant in policy formulation for at least three main purposes: to identify which regions in the country social protection actions need to prioritise; to detect the different dimensions of poverty that protective interventions need to address (such as health, education or nutrition); and, finally, to address the particular vulnerabilities of different age groups. Although a few countries have been making progress in reporting child poverty estimates, governments in the region still need to strive further to generate data which measure the targets and indicators of SDG 1.3. Moreover, to assess the extent to which the various programmes reach the poorest and most vulnerable children, both household surveys and updated administrative data are needed.

This analysis did not look at the adequacy of benefits, but was limited to estimating the level of coverage of children and the programmes' capacity to reach the most vulnerable children. Still, preliminary findings of this coverage assessment emphasise the **strong need to expand existing systems**—particularly child allowances—to reach all vulnerable children. *Takaful* in Egypt is one of the largest cash transfer programmes targeting families with children in the region. However, estimates of its potential to reach the poorest children in the country illustrate that, at its current size, the scheme would not reach more than 35 per cent of moderately poor children. Similarly, the PNAFN in Tunisia has the potential to cover 34 per cent of all multidimensionally poor children in the country, leaving out more than half of the vulnerable children in the country.

Non-cash schemes that target school-age children (especially school feeding programmes and in-kind provision of school supplies) have larger overall coverage levels than the other types of schemes studied in this analysis. However, these programmes do not usually target the poorest and most vulnerable children, and are often available to all students in the public school system—which explains, at least in part, why child coverage estimates are higher for them than for other programme types.

In at least three countries in the region—Tunisia, Morocco and Sudan—health-related programmes have shown a high potential capacity to improve vulnerable children's access to health. Combined, the *Assistance Médicale Gratuite I* and *II* in Tunisia have the potential to reach more than 60 per cent of the poor children in the country, while the Sudanese Fee Waiver for Health Insurance for the Poor is estimated to have the potential to reach nearly half of Sudan's most vulnerable children.

Comparing coverage estimates with the incidence of children's multidimensional and monetary poverty reveals that hardly any of the programmes are large enough to cover all vulnerable children in a country, except for quasi-universal programmes, such as the PDS in Iraq.

In many countries, the coexistence of several small-scale programmes (as is the case of Jordan and Iran, among others) implies a greater challenge than just expanding the coverage of existing social protection schemes. In fact, countries in the region should strive to improve the accuracy of targeting and avoid unnecessary overlaps between similar programmes. To achieve this, it is essential that governments work at both national and subnational levels to create or strengthen integrated and single registries, an essential step towards the consolidation of administrative data on existing social protection schemes.

4. CONCLUSIONS AND RECOMMENDATIONS

Countries in the MENA region have a long tradition of social provision for poor people, those who are chronically, people with disabilities, elderly people, children, orphans and widows, with a clear focus on individuals—particularly heads of households who are unable to work, as shown in **Chapter 2**. However, non-contributory social protection programmes in these countries, in general, offer limited coverage of poor and vulnerable working families with children, particularly in terms of non-contributory child and family benefits. In addition, most countries have established large-scale universal food, fuel and energy subsidies over the years, with the justification of protecting consumers—particularly the poorest ones. Food subsidies aim to avoid negative price shocks that can have significant negative effects on poor and vulnerable people in a region largely dependent on food imports, whereas the energy subsidies play a similar role in countries that are heavily dependent on energy imports. In a context of growing budgetary deficits and fiscal consolidation, many countries in the region are phasing out or reducing food and energy subsidies and reallocating parts of the accrued savings to targeted social protection programmes.

Such reforms can, in principle, offer a good opportunity to invest in children, with the introduction of missing child-sensitive components in social protection systems or in national social protection floors, which can have positive impacts on several dimensions of their well-being (e.g. nutrition, health and education). In recent years the region has seen the introduction of several new flagship programmes, some of which, such as Egypt's *Takaful*, are partially financed by the fiscal savings resulting from the subsidy reform. Other examples, such as Morocco's *Tayssir* and Tunisia's PPAS, specifically target families with school-age children; they could form the basis of broader child benefits and, as in Egypt, use the fiscal savings from subsidy reforms for their expansion.

About half of all the programmes mapped in this study were identified as having at least one child-sensitive design feature. Despite increased efforts by governments in the region, challenges remain to improve the child-sensitivity of existing social protection systems. Many of the programmes that target children are limited to school-age children or to particularly vulnerable groups such as orphans. Even fewer programmes explicitly target younger children. Moreover, while many social protection programmes support children's access to education, few were found to directly support children's access to health care or nutrition. There is a clear lack of programmes aimed at addressing malnutrition among pre-school-age children.

Chapter 3 aimed to offer a starting point for a more comprehensive discussion on the coverage estimates and the extent to which the non-contributory social protection programmes considered in this inventory benefit children in the region, particularly poor children. Limited data availability in MENA countries poses a great challenge for the implementation of incidence analysis of social protection programmes. Preliminary estimates based on the methodology put forward in the reports suggests that programmes providing support to school-age children, especially school feeding programmes, tend to have better coverage, while younger children are not well covered by non-contributory social protection programmes. Moreover, cash transfer programmes targeting poor families have very limited coverage.

A comparison between programmes' child coverage figures and the number of poor children in the country shows that programmes are rarely large enough to reach all vulnerable children. Even large-scale programmes such as the SWF in Yemen or the Zakat Fund in Sudan would only have enough scope to reach less than half of all children living in multidimensional poverty in the country. Moreover, the general scarcity of data highlights once more the need for comprehensive household surveys that collect data that could support incidence analysis of social protection programmes, as well as the need for updated and detailed administrative data that could be explored in a similar fashion. Information is a key tool for governments in the fight against poverty, and the enhancement of beneficiary registries is crucial for the development of management information systems. It is worth noting

that some countries in the region, such as Egypt, Morocco, Jordan and the SOP, are developing large-scale social registries (Nauk 2017). However, more comprehensive assessments aimed at understanding how to best strengthen countries' social protection systems and more in-depth evaluations of programmes' impact on children are still limited.

Enhancing the support offered to the poorest families and their children and improving their well-being should remain at the centre of social policymaking as an intrinsic goal in itself, especially given the key role of children in the search for peace, growth and social transformation. Based on the findings of this study and the literature reviewed, the following recommendations show how governments, researchers and those involved in policy advocacy can contribute to strengthening non-contributory social protection in MENA and making it more child-sensitive:

- **Collect and make available data disaggregated by gender and age** on all programme beneficiaries through administrative databases, integrated single registries and comprehensive household surveys, in alignment with SDG 1, especially Targets 1.2 and 1.3.
- **Undertake regular child poverty studies** to better understand childhood deprivation and vulnerability. This will be crucial to improve existing social protection systems and design new ones that truly address children's needs (van Diesen 2017).
- **Strengthen the evidence base of child-sensitive social protection** through in-depth and mixed-methods programme evaluations, especially regarding the impact of social protection on children and on the different dimensions of child poverty. Impact evaluations should be complemented by other assessments, such as the Core Diagnostic Instruments (CODI) developed by the Inter Agency Social Protection Assessments (ISPA), which combined can help policymakers identify effective ways to strengthen countries' social protection systems. Moreover, **evidence and innovative implementation experiences should be shared** across the region.
- **Rethink targeting.** The high reliance on categorical targeting is likely to exclude children of vulnerable families. It is, therefore, necessary to rethink the targeting mechanisms currently used, to better reach vulnerable children without generating unjustifiable exclusion errors. More rigorous target analysis is needed to better understand how current targeting mechanisms can be improved.
- **Universal child allowances** should be discussed as a policy option, as they help strengthen a rights-based approach to social protection. Universal benefits for families with children could be made affordable and equitable, especially when combined with progressive tax systems and in the context of subsidy reforms that call for a larger compensation base to maintain social and political stability, as opposed to narrow targeting.
- **Expand existing systems.** Given that programmes in the region are rarely large enough to reach all children living in multidimensional poverty, there is a strong need to expand them—particularly child/family allowances—to reach all vulnerable children, especially those under 6 years old, who comprise the age group most deprived of specific social protection programmes.
- **Increase the fiscal space for social protection.** The options available are specific to each country, yet phasing out inequitable subsidies in many countries in the region provides resources that can be invested in expanding social protection coverage and making programmes more child-sensitive. Other options include improving tax revenues through a progressive tax system, as well as considering increasing other sources of funding, such as Zakat Funds. The latter still face inefficiency challenges but have great potential to generate more resources.

- **Invest in human capital and basic services, such as health, education and housing.** Investing in social protection alone will not be enough to achieve social transformation. Ensuring the availability and quality of basic services is crucial for social protection programmes to achieve positive outcomes, especially in the areas of health and education.
- **Link existing social protection programmes to nutrition, health and education.** More schemes should be linked to nutrition for lactating women and pre-school-age children. Addressing undernutrition during the early stage of a child's development has far-reaching positive benefits on children, also for their future lives. Similarly, enhancing programmes related to child and maternal health and promoting equal access to and incentives for the completion of primary and secondary education should remain at the centre of governments' policy agendas to ensure equitable childhood development.
- **Collaborate and share information** across the different agencies involved, not only at different ministries and levels of government but also with international agencies promoting social protection in the country. A better-coordinated system can help avoid inefficiencies and potential duplications. This is especially relevant in countries where several smaller, similar programmes exist in parallel to each other, or where programmes involve several ministries, as in the case of cash transfer programmes that have conditions related to both health and education (Nauk 2017).
- **Build shock-responsive measures and create comprehensive and resilient systems.** Social protection systems should be able to respond effectively in times of crisis and allow for existing programmes to be scaled up and linked to emergency interventions, such as humanitarian cash transfers, when necessary (van Diesen 2017; Devereux 2017; Smith 2017).
- **Provide social protection to migrant and refugee children.** Children are particularly affected by displacement, as national social protection systems are frequently neither open nor prepared to provide social protection to non-national children. For those affected by severe humanitarian crisis, such as in Syria and Iraq, humanitarian assistance programmes have been reformed to respond to the most essential needs of families; however, challenges remain in integrating refugee children into the social services provided in the host countries. Moreover, even in rich, oil-exporting countries (such as the Gulf countries) social insurance systems and assistance programmes are only available for nationals, while foreign workers, who account for a significant part of the population, remain uncovered.
- **The consolidation of a child-sensitive social protection system is possible,** and demands a change of perspective. The recent social spending reforms undertaken in countries in MENA offer a crucial opportunity for countries to enhance their systems and make them better prepared to meet the specific needs of children throughout the different phases of their life (van Diesen 2017). Given the importance of child-sensitive social protection systems, the information and findings in the present analysis can serve as a useful starting point to further support the production of evidence and encourage the constant development of social protection systems in the region to better address children's needs.

5. REFERENCES

Alderman, H., U. Gentilini, and R. Yemtsov. 2018. *The 1.5 Billion People Question: Food, Vouchers, or Cash Transfers?* Washington, DC: World Bank.

ANAM. 2016. *Rapport d'activités de l'Agence Nationale de l'Assurance Maladie*. Rabat: Agence Nationale de l'Assurance Maladie.

Angel-Urdinola, D., F. El-Kadiri, and M. Pallares-Miralles. 2015. "Morocco: Social protection and labour diagnostic." Draft. Washington, DC: World Bank.

Araar, A., N. Choueiri, and P. Verme. 2015. "The Quest for Subsidy Reforms in Libya." *Policy Research Working Paper* 7225. Washington, DC: World Bank.

Bastagli, F., J. Hagen-Zanker, L. Harman, V. Barca, G. Sturge, T. Schmidt, and L. Pellerano. 2016. *Cash transfers: what does the evidence say? A rigorous review of programme impact and of the role of design and implementation features*. London: Overseas Development Institute.

Boutayeb, W., M. Lamlili, A. Maamri, S. El Mostafa, and A. Boutayeb. 2016. "Actions on social determinants and interventions in primary health to improve mother and child health and health equity in Morocco." *International Journal of Equity in Health* 2016(15): 19.

CAPMAS and UNICEF Egypt. 2015. *Child Poverty in Egypt*. Cairo: Central Agency for Public Mobilization and Statistics and United Nations Children's Fund Egypt.

CNES. 2017. *Bien-être et privation des enfants et des jeunes en Algérie*. Algiers: Conseil National Economique et Social.

Cockburn, J., A.R. El Lahga, V. Robichaud, L. Tiberti, and C. Zaki. 2014. *Enhancing equity for children in the context of the reform of energy subsidies in Egypt*. Cairo: Ministry of Finance and United Nations Children's Fund.

Devereux, S. 2015. "Social Protection and Safety Nets in the Middle East and North Africa." *Research Report* 2015(80). Brighton: Institute of Development Studies.

Devereux, S. 2017. "Social protection and safety nets in the Middle East and North Africa." *Policy in Focus* 14(3). Brasília: International Policy Centre for Inclusive Growth.

Devereux, S., and R. Sabates-Wheeler. 2004. "Transformative Social Protection." *Working Paper* 232. Brighton: Institute of Development Studies.

El Lahga, A.R. 2017. "Energy subsidy reform and non-contributory social protection: the case of Tunisia." *Policy in Focus* 14(3). Brasília: International Policy Centre for Inclusive Growth.

European Commission. 2017. "Indicators to measure social protection performance. Implications for EC programming." *Concept Paper*, no. 5. Brussels: European Commission.

Gentilini, U. 2016. "Revisiting the 'Cash versus Food' Debate: New Evidence for an Old Puzzle?" *World Bank Research Observer* 31(1): 135–167.

Haut Commissariat au Plan. 2016. *Inégalités sociales et territoriales à la lumière des résultats de l'enquête nationale sur la consommation et les dépenses des ménages 2014*. Rabat: Haut Commissariat au Plan, Royaume du Maroc.

ILO. 2015. "Social protection for children: key policy trends and statistics." *Social Protection Policy Paper*, no. 14. Geneva: International Labour Organization.

ILO. 2017. *World Social Protection Report 2017-19: Universal social protection to achieve the Sustainable Development Goals*. Geneva: International Labour Organization.

IMF. 2017a. *If Not Now, When? Energy Price Reform in Arab Countries. Annual Meeting of Arab Ministers of Finance; April 2017*. Rabat: International Monetary Fund.

IMF. 2017b. "Iraq: Selected Issues." *IMF Country Report*, no. 17/252. Washington, DC: International Monetary Fund.

INS. 2016. *Statistiques en Tunisie—Consommation et Niveau de Vie*. Tunis: Institut National de la Statistique.

IPC-IG and UNICEF. 2014. *Yemen National Social Protection Monitoring Survey (NSPMS): 2012–2013. Final Report*. Brasília: International Policy Centre for Inclusive Growth.

LAS, UN ESCWA, UNICEF, and OPHI. 2017. *Arab Multidimensional Poverty Report*. Beirut: United Nations Economic and Social Commission for Western Asia.

Marcus, R., P. Perezniето, E. Cullen, and N. Jones. 2011. "Children and social protection in the Middle East and North Africa." *Working Paper 335*. London: Overseas Development Institute.

Ministère de l'Economie et des Finances. 2017. *Rapport Economique et Financier*. Rabat: Ministère de l'Economie et des Finances, Royaume du Maroc.

Ministère Délégué auprès du Chef du Gouvernement Chargé des Affaires Générales et de la Gouvernance and UNICEF. 2016. "Vision Intégrée de la Protection Sociale au Maroc. Partie 1: Mapping de la Protection Sociale au Maroc." Unpublished report (draft). Rabat: Ministère Délégué auprès du Chef du Gouvernement Chargé des Affaires Générales et de la Gouvernance and United Nations Children's Fund. Internal archives.

Ministry of Health and Population, El-Zanaty and Associates, and ICF International. 2015. *Egypt Demographic and Health Survey 2014*. Cairo and Rockville, MD: Ministry of Health and Population of Egypt and ICF International.

Nauk, G. 2017. "Social protection in MENA today: the quest for redistribution." *Policy in Focus* 14(3). Brasília: International Policy Centre for Inclusive Growth.

ONDH, Ministère de la Famille, de la Solidarité, de l'Egalité et du Développement Social and UNICEF. 2017. *Profil de la pauvreté des enfants au Maroc*. Rabat: Observatoire National du Développement Humain, Ministère de la Famille, de la Solidarité, de l'Egalité et du Développement Social and United Nations Children's Fund.

PCBS. 2013. "Annual Report. Palestinian Children – Issues and Statistics. Annual Report 2013." *Child Statistics Series*, no. 16. Ramallah: Palestinian Central Bureau of Statistics.

PCBS. 2017. "Poverty Rates Among Individuals According to Household Monthly Consumption in Palestine by Region, 2011." Accessed April 6 2018. <http://www.pcbs.gov.ps/Portals/_Rainbow/Documents/Poverty_2011_e.htm>.

- Roelen, K., and R. Sabates-Wheeler. 2012. "A Child-Sensitive Approach to Social Protection: Serving Practical and Strategic Needs." *Journal of Poverty and Social Justice* 20(3): 291–306.
- Said Alsayyad, A. 2017. "Social protection in Saudi Arabia." *Policy in Focus* 14(3). Brasília: International Policy Centre for Inclusive Growth
- Salehi-Isfahani, D., and M.H. Mostafavi-Dehzoeei. 2017. "Cash Transfers and Labor Supply: Evidence from a Large-Scale Program in Iran." *Working Paper*, no. 1090. Giza: Economic Research Forum.
- Sani, M.S. et al. 2014. *A study on the child-sensitive social protection services in Iran. A general outline with a focus on multidimensional child poverty reduction*. Tehran: University of Social Welfare and Rehabilitation Sciences.
- Sdralevich, C., R. Sab, Y. Zouhar, and G. Albertin. 2014. *Subsidy Reform in the Middle East and North Africa Recent Progress and Challenges Ahead*. Washington, DC: International Monetary Fund.
- Shahyar, S. 2017. "Social protection in modern Iran: a historic perspective." *Policy in Focus* 14(3). Brasília: International Policy Centre for Inclusive Growth.
- Silva, J., V. Levin, and M. Morgandi. 2013. *Inclusion and Resilience: MENA Development Report*. Washington, DC: World Bank.
- Smith, G. 2017. "Linking Cash Transfer Programming with National Systems in Humanitarian Settings." *Policy in Focus* 14(3). Brasília: International Policy Centre for Inclusive Growth.
- State of Qatar and UNDP. 2015. *Qatar's Fourth National Human Development Report. Realising Qatar National Vision 2030—The Right to Development*. Doha: Ministry of Development Planning and Statistics and United Nations Development Programme.
- Syria Center for Policy Research. 2016. *Impact of the Syria Crisis Report. Quarterly-based Report 2015*. Damascus: Syria Center for Policy Research.
- Tebaldi, R., A. Esser, and A.D. Davidsen. 2017. "Promoting child- and gender-sensitive outcomes in cash transfer programmes: a review of different strategies in programme administration." *Research Brief* 61. Brasília: International Policy Centre for Inclusive Growth.
- UNGA. 2015. *Rapport du Rapporteur spécial sur le droit à l'éducation, Kishore Singh—Mission en Algérie*. New York: United Nations General Assembly.
- UNICEF. 2012. *Integrated Social Protection Systems. Enhancing equity for children*. New York: United Nations Children's Fund.
- UNICEF. 2013. *Improving child nutrition. The achievable imperative for global progress*. New York: United Nations Children's Fund.
- UNICEF. 2016a. *The State of the World's Children 2016*. New York: United Nations Children's Fund.
- UNICEF. 2016b. *Children on the Brink: The Impact of Violence and Conflict on Yemen and its Children*. Amman: United Nations Children's Fund Regional Office for the Middle East and North Africa.
- UNICEF. 2016c. "Methodological Work." United Nations Children's Fund website. Accessed 14 December 2017. <http://mics.unicef.org/methodological_work/1/SOCIAL-PROTECTION>.

UNICEF. 2017a. *Hitting Rock Bottom. How 2016 Became the Worst Year for Syria's Children*. Amman: United Nations Children's Fund Regional Office for the Middle East and North Africa.

UNICEF. 2017b. *Progress for children with equity in the Middle East and North Africa*. Amman: United Nations Children's Fund Regional Office for the Middle East and North Africa.

UNICEF. Forthcoming. *Child Poverty in the Arab States: Analytical Report of Eleven Countries*. Amman: United Nations Children's Fund Regional Office for the Middle East and North Africa.

UNICEF and the Global Coalition to End Child Poverty. 2017. *A world free from child poverty. A guide to the tasks to achieve the vision*. New York: United Nations Children's Fund and the Global Coalition to End Child Poverty.

UNICEF and World Bank. 2016. *Ending Extreme Poverty: A Focus on Children*. New York and Washington, DC: United Nations Children's Fund and World Bank.

UNICEF Iraq. 2017. *Child poverty in Iraq. An Analysis of Child Poverty Trends and Policy: Recommendations for the National Poverty Reduction Strategy 2017–2021*. Bagdad: United Nations Children's Fund Iraq and Ministry of Planning.

Van Diesen, A. 2017. "Social protection for children and their families in the Middle East and North Africa: where child rights meet smart economics." *Policy in Focus* 14(3). Brasília: International Policy Centre for Inclusive Growth.

Verme, P., and A. Abdelkrim. 2017. "The Quest for Subsidies Reforms in the Middle East and North Africa Region: A Microsimulation Approach to Policy Making." *Natural Resource Management and Policy*. Cham, Switzerland: Springer.

WFP. 2013. *State of School Feeding Worldwide*. Rome: World Food Programme.

WFP. 2016. *Capacity Development for School Meals in Tunisia*. Tunis: World Food Programme.

World Bank. 2015. *Project appraisal document on a proposed loan in the amount of US\$400 Million to the Arab Republic of Egypt for a Strengthening Social Safety Net Project*. Washington, DC: World Bank.

World Bank. 2016a. *Country Engagement Note for the Republic of Yemen for the Period FY17–FY18*. 106118. Washington, DC: World Bank.

World Bank. 2016b. "New Estimates of Extreme Poverty for Children." World Bank website. Accessed 22 September 2017. <<http://documents.worldbank.org/curated/en/402511475417572525/New-estimates-of-extreme-poverty-for-children>>.

World Bank. 2017a. *Closing the Gap: The State of Social Safety Nets 2017*. Washington, DC: World Bank.

World Bank. 2017b. "Health Nutrition and Population Statistics." World Bank website. Accessed 28 October 2017. <<http://databank.worldbank.org/data/reports.aspx?source=health-nutrition-and-population-statistics>>.

World Bank. 2017c. "World Development Indicators." World Bank website. Accessed 12 December 2017. <<https://data.worldbank.org/data-catalog/world-development-indicators>>.

Zakat Fund. 2016. *Annual Performance Report 2016*. Khartoum: Sudan Zakat Fund. In Arabic.





COUNTRY AND PROGRAMME PROFILES

Part 2 consists of 20 separate profiles, one for each country in the MENA region, organised in alphabetical order. The overview starts with a country profile, a one-page analysis summarising each country's socio-economic context and national social protection system. The country profile is followed by a set of tables (programme profiles) containing key information on the non-contributory social protection programmes mapped for each country with a view to describing their main design features. Programme profiles cover the programmes' benefit type,⁴⁹ target groups, targeting mechanisms, benefit levels, expenditure and coverage numbers (when available), as well as the existence of child-sensitive programme design features.

The basic structure of the programme profile is based on the previous publication *Social Protection in Africa: inventory of non-contributory programmes*⁵⁰ and aligned with the programmes' section on the socialprotection.org platform. The platform aims to promote and facilitate knowledge-sharing and capacity-building on social protection programmes and policies. Its programme profiles can be updated by users with more recent information.

This mapping is limited to non-contributory social protection programmes and schemes implemented by national governments and fully or at least partially financed by the State. Finally, the approach used to assess the child-sensitivity of programmes aims to support the identification of the extent to which the specific needs of children are incorporated into programme design. For a more detailed explanation of each feature and more guidance on how to read the programme profile table, please refer to Annex IV, the readers' guide.

49. As detailed in the introduction of this study: cash and in-kind transfers (conditional and unconditional); school feeding programmes; public works (CFW) programmes; educational fee waivers; housing benefits; programmes facilitating access to health (non-contributory health insurance and health care benefits); and food and energy subsidies.

50. Please see <http://www.ipc-undp.org/pub/eng/Social_Protection_in_Africa.pdf>.

CONTENTS

76 ALGERIA: COUNTRY PROFILE

PROGRAMME PROFILES

1. *Allocation Forfaitaire de Solidarité* (**Solidarity Allowance**)
2. *Allocation Spéciale de Scolarité* (**Special Allowance for School Children**)
3. *Blanche Algérie* (**Public Works Programme**)
4. *Bourse Nationale* (**University Scholarship**)
5. *Bourse Scolaire* (**Scholarship**)
6. *Cantine Scolaire* (**School Feeding Programme**)
7. *Dispositif d'Activité d'Insertion Sociale* (**DAIS—Intervention for Social Inclusion**)
8. **Energy and Basic Food Subsidies**
9. *Fournitures Scolaires* (**Free School Supplies**)
10. *Manuel Scolaire* (**Free Textbooks**)
11. *Le fond d'indemnisation des victimes et des ayants droit des victimes des événements ayant accompagné le mouvement pour le parachèvement de l'identité nationale et la promotion de la citoyenneté*
12. *Logement Public Locatif* (**Social Housing Programme**)
13. *Programme pour la Protection et Promotion des Personnes Handicapées* (**Financial Assistance to People with Disabilities**)
14. *Travaux d'Utilité Publique à Haute Intensité de Main d'Oeuvre* (**TUP-HIMO—Public Works Programme**)

104 BAHRAIN: COUNTRY PROFILE

PROGRAMME PROFILES

1. **Energy and Water Subsidies**
2. **Financial Compensation**
3. **Reduced Electricity and Water Fees**
4. **Social Assistance Scheme**
5. **Social Housing Programme**
6. **Unemployment Aid**

CONTENTS

114 DJIBOUTI: COUNTRY PROFILE

PROGRAMME PROFILES

1. Food and Fuel Subsidies
2. General Food Distribution Programme
3. National School Feeding Programme
4. *Programme d'Assistance Sociale de Santé* (PASS—Social Health Assistance Programme)
5. *Programme National de Solidarité Famille* (PNSF—National Programme of Family Solidarity)
6. Social Safety Net Project
7. Canteen and Transport Subsidy for University Students
8. Scholarships for Education

130 EGYPT: COUNTRY PROFILE

PROGRAMME PROFILES

1. Food and Energy Subsidies
2. School Feeding Programme
3. Social Fund for Development (Public Works Programme)
4. Social Housing Fund
5. Social Pension Health Care Programme (SPHCP—Health Insurance for Poor People)
6. Social Solidarity Pension
7. *Takaful and Karama* (Solidarity and Dignity)

146 IRAN: COUNTRY PROFILE

PROGRAMME PROFILES

1. Cash Transfer Programmes for Vulnerable Families
2. Food, Fuel and Electricity Subsidies

3. Nomads and Social Insurance Fund
4. Powdered Milk and Food Supply Programmes
5. Programmes Providing Support to Orphans
6. School Feeding Programmes
7. Targeted Subsidies Reform Act
8. Medical Services and Insurance

162 IRAQ: COUNTRY PROFILE

PROGRAMME PROFILES

1. Energy Subsidies
2. Iraq Public Distribution System (PDS—Ration Cards)
3. Social Protection Network

168 JORDAN: COUNTRY PROFILE

PROGRAMME PROFILES

1. Civil Insurance Programme (non-contributory health insurance component)
2. Emergency Cash Assistance Programme
3. National Aid Fund
 - 3.1 Recurring Cash Assistance
 - 3.2 Emergency Cash Assistance
 - 3.3 Handicapped Care Cash Assistance
 - 3.4 Physical Rehabilitation Cash Assistance
 - 3.5 Health Insurance Card
4. National Zakat Fund
 - 4.1 Monthly Cash Assistance
 - 4.2 Occasional In-kind Assistance

CONTENTS

- 4.3 Orphan Cash Assistance
- 4.4 Rehabilitation Assistance
- 4.5 Emergency Cash Transfer
- 4.6 Medical Care Programmes
- 4.7 Student Assistance

5. National School Feeding Programme

6. Subsidies

7. Housing for the Poor

8. Food Security Programme

194 KUWAIT: COUNTRY PROFILE

PROGRAMME PROFILES

- 1. Fuel, Food, Electricity, Water and Telecommunications Subsidies**
- 2. General Assistance**
- 3. Housing Welfare**
- 4. Zakat Fund**
- 5. School Feeding Programme**
- 6. Physical Disability Grant**

202 LEBANON: COUNTRY PROFILE

PROGRAMME PROFILES

- 1. (Emergency) National Poverty Targeting Programme (E-NPTP)**
- 2. Disability Card**
- 3. Food, Fuel and Energy Subsidies**
- 4. Fund for the Displaced**

212 LIBYA: COUNTRY PROFILE

PROGRAMME PROFILES

1. **Family Allowance**
2. **Financial and social support provided by the Social Security Fund**
3. **Food Baskets**
4. **Food, Fuel and Energy Subsidies**

220 MOROCCO: COUNTRY PROFILE

PROGRAMMES PROFILES

1. *Cantines Scolaires* (**School Feeding Programme**)
2. *Fond d'Entraide Familiale* (**Mutual Family Support Fund**)
3. **Food and Energy Subsidies Programme**
4. *Initiative Royale 1 Million de Cartables* (**One Million School Bags Royal Initiative**)
5. *L'Appui Direct aux Femmes Veuves* (**Direct Assistance to Widows**)
6. *Tayssir* (**Cash Transfer Programme for Children**)
7. *Travaux Public à Haute Intensité de Main d'Oeuvre* (**Intensive Public Work Programme**)
8. *Régime d'Assistance Médicale aux Economiquement Démunis* (**(RAMED—Regime for Medical Assistance to the Most Deprived)**)
9. **Reimbursement and Subsidy of Drug Costs**

238 OMAN: COUNTRY PROFILE

PROGRAMMES PROFILES

1. **Food and Energy Subsidies**
2. **Social Aid Services and Emergency Assistance**
3. **Social Security Benefits (Monthly Cash Assistance Programme)**

CONTENTS

246 QATAR: COUNTRY PROFILE

PROGRAMME PROFILES

1. Food, Fuel and Housing Subsidies
2. Social Insurance Benefits (Qatar's Law no. 38 of 1995)
3. Zakat Fund
4. School Feeding Programme

254 SAUDI ARABIA: COUNTRY PROFILE

PROGRAMME PROFILES

1. *Hafiz* (Searching for Employment Programme)
2. Household Allowance Programme (Citizen's Account Programme)
3. Subsidies
4. Supplementary Support Programme
5. School Feeding Programme

264 STATE OF PALESTINE: COUNTRY PROFILE

PROGRAMME PROFILES

1. Deprived Families Economic Empowerment Programme (DEEP)
2. Educational Fee Waivers
3. Food Assistance Programme (in-kind and e-vouchers)
4. Palestinian National Cash Transfer Programme (PNCTP)
5. Protection, Care and Rehabilitation of Marginalised and Vulnerable Groups
6. Zakat-Funded Social Protection Transfers

278 SUDAN: COUNTRY PROFILE

PROGRAMME PROFILES

1. Education Fee Waivers and Student Support Grants (*zakat*-funded)
2. Fee Waiver for Health Insurance for Poor Families (financed by the Zakat Fund and the MoFNE)
3. *Shamel* (Integrated Programme for Social Support)
4. Zakat Fund

290 SYRIA: COUNTRY PROFILE

PROGRAMME PROFILES

1. Cash Transfers to People with Disabilities
2. National Social Aid Fund (NSAF)
3. Social Protection Schemes for Children with Complex Disabilities (UNICEF-funded)

298 TUNISIA: COUNTRY PROFILE

PROGRAMME PROFILES

1. *Assistance Médicale Gratuite* (AMG—Free Medical Assistance)
2. Back-to-School Education Benefit (BTS)
3. Energy and Food Subsidies
4. National School Meals Programme
5. *Programme National d'Aide aux Familles Nécessiteuses* (PNAFN—National Programme of Assistance to Needy Families)
6. *Programme d'Allocations Scolaires* (PPAS—PNAF's Education Benefit Programme)

CONTENTS

312 UNITED ARAB EMIRATES: COUNTRY PROFILE

PROGRAMME PROFILES

1. Emergency Benefit
2. Energy, Electricity and Water Subsidies
3. Monthly Cash Benefit
4. One-Time Benefit
5. Periodic Benefits
6. Sheikh Zayed Housing Programme
7. Social Welfare against Disasters
8. Temporary Housing Benefit

324 YEMEN: COUNTRY PROFILE

PROGRAMME PROFILES

1. Disability Welfare and Rehabilitation Fund
2. Public Works Project
3. Social Fund for Development (SFD)
4. Social Welfare Fund (SWF)

336 ADDITIONAL PROGRAMMES

338 ANNEX I: Number of programme types by country

339 **ANNEX II:** Coverage estimates, target age group and year of reference of programmes included in the coverage analysis, by country and programme type

343 **ANNEX III:** Total population (2016), average household size and source used to estimate average household size

344 **ANNEX IV:** Readers' guide

ALGERIA: COUNTRY PROFILE

Algeria is located in North Africa, on the Mediterranean coast. In 2016, around 33 per cent of the country's 40.6 million inhabitants were younger than 18 years, and 11.6 per cent were younger than 5 (World Bank 2017). With a Human Development Index of 0.745, Algeria ranks in the 'high human development' category (83rd out of 188 countries) (UNDP 2016). In 2011, 5.5 per cent of the population lived below the national poverty line. Poverty levels tended to be higher in urban areas (5.8 per cent) than in rural areas (4.8 per cent) (World Bank 2017).

Estimations from the *Conseil National Économique et Social* (CNES) indicate that, in 2012, 8.9 per cent of the population under the age of 25 were monetarily poor—defined as living in households with no source of income from employment—while 18 per cent were found to be multidimensionally poor. Multidimensional poverty declined from 22.4 per cent in 2006 to 18 per cent in 2012 among those under 25 years old. However, levels remain particularly high (27.2 per cent) among children under the age of 5 (CNES 2017).

Total health expenditure as a percentage of gross domestic product (GDP) is higher than the MENA regional average⁵¹ (7.2 per cent vs. 5.3 per cent in 2014), and greater investments in health care are reflected in lower infant mortality rates. Yet socio-economic disparities remain high: infant mortality is almost twice as high among the most vulnerable households (29 per mille) as among the richest ones (16 per mille) (Ministère de la Santé, de la Population et de la Réforme Hospitalière et al. 2013).

Algeria's social protection system is divided into contributory and non-contributory branches. The latter branch consists of social transfers and welfare services for the most vulnerable segments of the population and specific groups such as students and people with disabilities. Non-contributory schemes also include several education-related programmes such as scholarships and school feeding schemes, as well as employment promotion programmes for young people. Implementing social protection programmes mainly falls under the purview of the Ministry of National Solidarity, Family and Women. The government also subsidises food and energy, the latter accounting for 5.3 per cent of GDP in 2016 (IMF 2017).

The largest social protection scheme administered by the Ministry of National Solidarity, Family and Women is the *Allocation Forfaitaire de Solidarité* (Solidarity Allowance), a UCT programme for the most vulnerable members of society, which benefited 831,452 people in 2016 with a budget of DZD39.1 billion (OHCHR 2017). Target groups include households headed by men without income and over the age of 60, people with disabilities and households headed by women without income. Beneficiary households receive DZD3,000 per month and an additional DZD120 per dependent household member. Benefits can be claimed for a maximum of three persons (Agence de Développement Social Algérie n.d.).

The Ministry also implements several public works programmes, the largest one being the ***Dispositif d'Activité d'Insertion Sociale (DAIS—Intervention for Social Inclusion)***, aimed at promoting the inclusion of poor and vulnerable populations. The programme offers temporary work opportunities in community development projects. In 2016, over 371,495 people participated in the programme, receiving DZD6,000 per month. In total, DZD25.4 billion was spent on the programme in 2016 (OHCHR 2017). In addition, the ***Travaux d'Utilité Publique à Haute Intensité de Main d'Oeuvre (TUP-HIMO—Labour-Intensive Public Works)*** offers temporary jobs to maintain and rehabilitate public infrastructure. The programme targets provinces with high unemployment rates and infrastructure deficits. The *Blanche Algérie* (White Algeria) programme also has the twin aims of supporting unemployed people and improving public infrastructure. Combined with the **TUP-HIMO**, the programme reached 22,206 people per year on average between 2010 and 2015 (Ministère des Affaires Étrangères et de la Coopération Internationale 2016). Since 2002 the Ministry of the Interior and Local Collectives has been disbursing a UCT to individuals who suffered

51. This average does not include Sudan but includes Malta and Israel.

personal injuries during the Movement for National Identity and the Promotion of Citizenship. This scheme is referred to as *Le fond d'indemnisation des victimes des événements ayant accompagné le mouvement pour le parachèvement de l'identité nationale et la promotion de la citoyenneté*. The child-sensitive component of this scheme allows for beneficiaries with children and no other income to receive a cash transfer that is 25 per cent higher than the statutory amount (CREAD 2015).

People with disabilities and without income can receive up to DZD4,000 per month through the *Programme pour la Protection et Promotion des Personnes Handicapées*. In 2014 the programme benefited 469,000 people. Some programmes specifically target children, such as the *Allocation Spéciale de Scolarité* (Allowance for School Children), which pays DZD3,000 at the beginning of every school year to particularly vulnerable children to ensure school attendance. Three million schoolchildren benefited from the allowance in 2013 (CNES 2015). This is complemented by the *Bourse Scolaire*, which supports access to education for children at primary, middle and secondary level and those enrolled at a boarding school with tuition fee waivers. The *Bourse Nationale* (National Scholarship Programme) supports access to higher education by disbursing a CCT to secondary school graduates of low-income families (CREAD 2015). Furthermore, the Ministry of Education runs a national school feeding programme (***Cantine Scolaire***), which provided meals to about 3.3 million students in 2013-2014. The poorest and most vulnerable children are also provided with free text books (***Manuel Scolaire***), with 4.4 million children covered each year (UNGA 2015). Lastly, the government also runs a social housing programme to eradicate slums and enable low-income families to access housing (Ministère de l'Habitat, de l'Urbanisme et de la Ville 2015).

Several social protection programmes exist in Algeria, many of which target unemployed people. The Solidarity Allowance and the Allowance for School Children are positive examples of child-sensitive social protection. However, more effort is required to reach the large number of children living in multidimensional poverty, especially those under the age of 5.

REFERENCES

Agence de Développement Social Algérie. n.d. "Allocation Forfaitaire de Solidarité." Agence de Développement Social website. Accessed 23 September 2017. <<http://www.ads.dz/>>.

CNES. 2015. *Rapport National sur le Développement Humain 2013-2015. Quelle place pour les jeunes dans la perspective du développement humain durable en Algérie?* Algiers: Conseil National Économique et Social.

CNES. 2017. *Bien-être et privation des enfants et des jeunes en Algérie.* Algiers: Conseil National Économique et Social.

CREAD. 2015. "Evaluation de la cohérence de la protection sociale non-contributive en Algérie." Unpublished report. Bouzaréah: Centre de Recherche en Economie Appliquée pour le Développement. Internal archives.

IMF. 2017. *If Not Now, When? Energy Price Reform in Arab Countries. Annual Meeting of Arab Ministers of Finance. April 2017, Rabat, Morocco.* Washington, DC: International Monetary Fund.

Ministère des Affaires Etrangères et de la Coopération Internationale. 2016. *Algérie: Objectifs du Millénaire pour le Développement: Rapport National 2000-2015.* Algiers: Government of Algeria.

Ministère de la Santé, de la Population et de la Réforme Hospitalière, UNICEF and UNFPA. 2013. *Atlas des indicateurs sur la situation des enfants et des femmes en Algérie MICS 2012-2013.* Algiers: Ministère de la Santé, de la Population et de la Réforme Hospitalière, United Nations Children's Fund and United Nations Population Fund.

Ministère de l'Habitat, de l'Urbanisme et de la Ville. 2015. *Politique gouvernementale dans le domaine de l'habitat.* Algiers: Ministère de l'Habitat, de l'Urbanisme et de la Ville.

OHCHR. 2017. *3ème Rapport de l'Algérie relatif à l'Examen Périodique Universel. Annexes: réalisations dans certains domaines depuis le 2ème EPU.* Geneva: Office of the United Nations High Commissioner for Human Rights.

UNDP. 2016. *Human Development Report 2016.* New York: United Nations Development Programme.

UNGA. 2015. *Rapport du Rapporteur spécial sur le droit à l'éducation, Kishore Singh—Mission en Algérie.* New York: United Nations General Assembly.

World Bank. 2017. "Health Nutrition and Population Statistics." World Bank website. Accessed 28 October 2017. <<http://databank.worldbank.org/data/reports.aspx?source=health-nutrition-and-population-statistics>>.

ALGERIA: PROGRAMME PROFILES

1. Allocation Forfaitaire de Solidarité (Solidarity Allowance)

Country	Algeria
Programme	Allocation Forfaitaire de Solidarité (Solidarity Allowance)
Previous programme name	
Start date	1994 (1) (4)
Programme objectives	To combat all forms of marginalisation and social exclusion of disadvantaged groups; To ensure social protection and social and fundamental rights for disadvantaged social groups; To recover the social dimension of the State at the grass-roots level (1)
Programme typology	Unconditional cash transfer; non-contributory health insurance (2)
Programme components	In addition to the monthly grant, beneficiaries are covered by health insurance and receive maternity benefits (2)
Child-sensitive design feature	Benefits increase with the number of household members/children
Conditionalities	
Targeting mechanisms	Means-tested, categorical
Target areas	Nationwide
Target groups	Labour-constrained households, individuals with disabilities and elderly people (1)
Coverage	831,452 people in 2016 (3)
Number of children covered (if available)	
Eligibility criteria	Household heads or elderly people above the age of 60 and living alone, without income; Household heads or persons living alone, without income, physically or mentally impaired, and unfit for work; Female household heads, without income, regardless of age; Blind persons with income equal to or less than the minimum wage (SNMG); Individuals over the age of 18 and with a chronic disability (holders of a disability card) (1)
Eligibility reassessment	
Type of benefits	Cash
Amount of benefits	Since 2009: DZD3,000, with an increase of DZD120 per dependent up to a maximum of three individuals (1)
Payment/delivery frequency	Monthly (2)
Benefit delivery mechanism	Payments are disbursed at the post office in the place of residence, against proof of identity (ID or beneficiary card) (1)
Benefit recipients	
Minimum and maximum duration of benefits	
Programme expenditure	DZD39.1 billion in 2016 (3)
Source of funding	
Agencies and institutions involved	Ministère de la Solidarité Nationale de la Famille et de la Condition de la Femme; Agence de Développement Social (1)
Legal framework	Executive Decree no. 94-336 of 24 October 1994 (4); Executive Decree no. 03-45 of 19 January 2003 (5)
Management information systems	AFS and DAIS management software, called FSPRO at municipality (commune) level and AFSWIL at province (wilaya) level (1)



M&E mechanisms and frequency	
References/papers	<p>[1] Agence de Développement Social Algérie. n.d. “Le dispositif d’Allocation Forfaitaire de Solidarité (AFS).” Agence de Développement Social Algérie website. Accessed 28 April 2017. <http://www.ads.dz/documents/prg_afs.html>.</p> <p>[2] Social Protection Organization. n.d. “Allocation Forfaitaire de Solidarité—Solidarity Allowance.” Social Protection Organization website. Accessed 28 April 2017. <http://socialprotection.org/programme/allocation-forfaitaire-de-solidarit%C3%A9-%E2%80%94solidarity-allowance>.</p> <p>[3] OHCHR. 2017. 3ème Rapport de l’Algérie relatif à l’Examen Périodique Universel. Annexes: réalisations dans certains domaines depuis le 2ème EPU. Geneva: Office of the United Nations High Commissioner for Human Rights. Accessed 20 September 2017. <http://www.ohchr.org/FR/HRBodies/UPR/Pages/DZIndex.aspx>.</p> <p>[4] Government of Algeria. Executive Decree no. 94-336 of 24 October 1994. Algiers: Government of Algeria. Internal archives.</p> <p>[5] Government of Algeria. Executive Decree no. 03-45 of 19 January 2003. Algiers: Government of Algeria. Accessed 7 March 2018. <http://elbaraka.e-monsite.com/medias/files/f2003004-2.pdf>.</p>

2. Allocation Spéciale de Scolarité (Special Allowance for School Children)

Country	Algeria
Programme	Allocation Spéciale de Scolarité (Special Allowance for School Children)
Previous programme name	
Start date	2000-2001 (2)
Programme objectives	To incentivise school attendance, especially among children from poor households (2)
Programme typology	Conditional cash transfer
Programme components	
Child-sensitive design feature	Supporting children's access to education; programme targets children; benefit increases with number of household members/children
Conditionalities	School enrolment
Targeting mechanisms	Means-tested, categorical
Target areas	Nationwide
Target groups	Students enrolled in public schools and specialised schools for children with disabilities; specifically: children with disabilities, orphans, victims of terrorism, families in need, households without income, households with an income below the national minimum wage (SNMG) (3)
Coverage	3 million (2013) (1)
Number of children covered (if available)	3 million/year (1)
Eligibility criteria	
Eligibility reassessment	
Type of benefits	Cash
Amount of benefits	DZD3,000/year (1)
Payment/delivery frequency	Annual (allocation granted at the beginning of the school year) (3)
Benefit delivery mechanism	
Benefit recipients	
Minimum and maximum duration of benefits	
Programme expenditure	Since 2009: DZD9 billion (allocated budget) (3)
Source of funding	Government (1)
Agencies and institutions involved	Ministère de l'Éducation Nationale (2); Daïras (local administrative subdivisions); Ministère de la Solidarité Nationale (for children with disabilities enrolled in specialised schools) (1)
Legal framework	Presidential decree no. 01-238 of 19 August 2001 (4)
Management information systems	
M&E mechanisms and frequency	



References/papers

- [1] CNES. 2015. Rapport National sur le Développement Humain 2013-2015. Quelle place pour les jeunes dans la perspective du développement humain durable en Algérie? Algiers: Conseil National Économique et Social. Accessed 27 July 2017. <http://www.dz.undp.org/content/dam/algeria/docs/RNDH_per_cent202013-2015.pdf>.
 - [2] Marcus, R., P. Pereznieta, and N. Jones. 2011. Children and social protection in the Middle East and North Africa. London: Overseas Development Institute and United Nations Children's Fund. Accessed 27 July 2017. <https://www.unicef.org/socialpolicy/files/wp-335_children_social_protection_mena_FINAL.pdf>.
 - [3] CREAD. 2015. "Evaluation de la cohérence de la protection sociale non-contributive en Algérie." Unpublished report. Bouzaréah: Centre de Recherche en Economie Appliquée pour le Développement. Internal archives.
 - [4] Government of Algeria. 2001. Presidential Decree no. 01-238 of 19 August 2001. Algiers: Government of Algeria. Internal archives.
-

3. Blanche Algérie (Public Works Programme)

Country	Algeria
Programme	<i>Blanche Algérie</i>
Previous programme name	
Start date	2006 [1]
Programme objectives	To encourage young unemployed individuals, who are interested in setting up micro-enterprises but have no means or qualifications, to contribute to the maintenance and improvement of the living environment of the population [2]
Programme typology	Cash-for-work, non-contributory health insurance
Programme components	This programme is an adaption of TUP-HIMO; Cleaning beaches and neighbourhoods are the main activities [2]; In addition to cash benefits, beneficiaries are covered by social security benefits for the duration of one year [3]
Child-sensitive design feature	
Conditionalities	
Targeting mechanisms	Self-targeting
Target areas	
Target groups	Unemployed people without means or qualifications [2]
Coverage	93,520 unemployed workers between 2005 and 2010 [1]
Number of children covered (if available)	
Eligibility criteria	Unemployment status; registered in the commune of implementation of the project; aged 18–40 years for the post of site manager (minimum level of instruction required) and 18–59 for regular workers (no formal education required) [3]
Eligibility reassessment	
Type of benefits	Cash, social security coverage [2]
Amount of benefits	For site managers: up to four contracts of DZD850,000 each [4]; For regular workers: minimum wage (DZD18,000) for up to 12 months [3]
Payment/delivery frequency	Monthly [2]
Benefit delivery mechanism	
Benefit recipients	
Minimum and maximum duration of benefits	Three months, renewable three times (maximum of 12 months) [3]
Programme expenditure	
Source of funding	Government
Agencies and institutions involved	<i>Ministère de la Solidarité Nationale de la Famille et de la Condition de la Femme; Agence de Développement Social</i> [3]
Legal framework	Ruling no. 48 of 13 June 2005 [2]
Management information systems	
M&E mechanisms and frequency	



References/papers

- [1] Government of Algeria. 2011. *Rapport National de l'Algérie. 19ème session de la Commission du Développement Durable des Nations Unies (CDD-19)*. Algiers: Government of Algeria. Accessed 28 September 2017. <http://www.un.org/esa/dsd/dsd_aofw_ni/ni_pdfs/NationalReports/algeria/full_report.pdf>.
 - [2] CREAD. 2015. "Evaluation de la cohérence de la protection sociale non-contributive en Algérie." Unpublished report. Bouzaréah: Centre de Recherche en Economie Appliquée pour le Développement. Internal archives.
 - [3] Agence de Développement Social Algérie. n.d. "Blanche Algérie." Agence de Développement Social website. Accessed 27 July 2017. <http://www.ads.dz/documents/prg_ba.html>.
 - [4] Ministère de la Solidarité Nationale, de la Famille et de la Condition de la Femme. n.d. "Blanche Algérie." Government of Algeria, Ministère de la Solidarité Nationale, de la Famille et de la Condition de la Femme website. Accessed 7 November 2017. <<http://www.msnfcf.gov.dz/fr/>>.
-

4. Bourse Nationale (University Scholarship)

Country	Algeria
Programme	<i>Bourse Nationale</i> (University Scholarship)
Previous programme name	
Start date	
Programme objectives	
Programme typology	Conditional cash transfer
Programme components	Scholarships for Bachelor's and Master's degree students {1}
Child-sensitive design feature	
Conditionalities	Enrolment
Targeting mechanisms	Means-tested, categorical
Target areas	Nationwide
Target groups	University students {1}
Coverage	
Number of children covered (if available)	
Eligibility criteria	Income of parents must be lower than four times the national minimum wage (SNMG) {1}
Eligibility reassessment	
Type of benefits	Cash
Amount of benefits	DZD4,050/quarter (DZD1,350/month) for Bachelor's students whose parents' income is less than four times the national minimum wage (SNMG); DZD3,600/quarter (DZD1,200/month) for students whose parents' income is between four and seven times the SNMG; DZD2,700/quarter (DZD900/month) for students whose parents' income is between seven and eight times the SNMG; the scholarship is DZD1,950/month for <i>Maîtrise I</i> students and DZD2,400/month for <i>Maîtrise II</i> students {1}; students in the second cycle at écoles supérieures receive DZD2,400/month in year 3 {2}
Payment/delivery frequency	Monthly or quarterly {1}
Benefit delivery mechanism	
Benefit recipients	
Minimum and maximum duration of benefits	
Programme expenditure	
Source of funding	Government {1}
Agencies and institutions involved	<i>Ministère de l'enseignement supérieur et de la recherche scientifique</i> {1}
Legal framework	Executive decree no. 09-351 of 26 October 2009, modifying and completing the executive decree no. 90-170 of 2 June 1990 {2}
Management information systems	
M&E mechanisms and frequency	
References/papers	{1} CREAD. 2015. "Evaluation de la cohérence de la protection sociale non-contributive en Algérie." Unpublished report. Bouzaréah: Centre de Recherche en Economie Appliquée pour le Développement. Internal archives. {2} Government of Algeria. 2009. <i>Executive Decree no. 09-351 of 26 October 2009, modifying and completing the executive decree no. 90-170 of 2 June 1990</i> . Algiers: Government of Algeria. Accessed 27 July 2017. < https://www.vitamedz.org/articlesfiche/1296/1296106.pdf >.



5. Bourse Scolaire (Scholarship)

Country	Algeria
Programme	<i>Bourse Scolaire</i> [Scholarship]
Previous programme name	
Start date	
Programme objectives	
Programme typology	Fee waiver/reduction
Programme components	
Child-sensitive design feature	Supporting children's access to education; programme targets children
Conditionalities	School enrolment
Targeting mechanisms	Categorical targeting <i>Note: information on how students are selected has not been found.</i>
Target areas	Nationwide
Target groups	Students of primary, middle and secondary schools (part- or full-time boarding schools) from disadvantaged households [1]
Coverage	733,000 in 2013 [2]
Number of children covered (if available)	733,000 in 2013 [2]
Eligibility criteria	
Eligibility reassessment	
Type of benefits	
Amount of benefits	DZD129.6/quarter for full-time boarding school students; DZD64.8/month for part-time boarding students [1]
Payment/delivery frequency	Quarterly [1]
Benefit delivery mechanism	Allocated directly to schools [4]
Benefit recipients	Schools
Minimum and maximum duration of benefits	
Programme expenditure	DZD678 million in 2017 [3]
Source of funding	Government [3]
Agencies and institutions involved	<i>Ministère de l'Éducation Nationale</i> [1]
Legal framework	Law no. 08-04 of 23 January 2008 [4]
Management information systems	
M&E mechanisms and frequency	



References/papers

- (1) CREAD. 2015. "Evaluation de la cohérence de la protection sociale non-contributive en Algérie." Unpublished report. Bouzaréah: Centre de Recherche en Economie Appliquée pour le Développement. Internal archives.
- (2) CNES. 2015. *Rapport National sur le Développement Humain 2013-2015. Quelle place pour les jeunes dans la perspective du développement humain durable en Algérie?* Algiers: Conseil National Économique et Social. Accessed 27 July 2017. <[http://www.dz.undp.org/content/dam/algeria/docs/RNDH per cent202013-2015.pdf](http://www.dz.undp.org/content/dam/algeria/docs/RNDH%202013-2015.pdf)>.
- (3) Government of Algeria. 2017. *Executive decree no. 17-42 of 19 January 2017: allocated credits for the Ministry of Education*. Algiers: Government of Algeria. Internal archives.
- (4) Government of Algeria. 2008. *Law no. 08-04 of 23 January 2008*. Algiers: Government of Algeria. Accessed 27 July 2017. <<http://www.unesco.org/education/edurights/media/docs/a7e0cc2805ceafd5db12f8cf3190f43b66854027.pdf>>.
-

6. Cantine Scolaire (School Feeding Programme)

Country	Algeria
Programme	<i>Cantine Scolaire</i> (School Feeding Programme)
Previous programme name	
Start date	1965 [1]
Programme objectives	
Programme typology	
Programme components	School feeding programme
Child-sensitive design feature	Supporting children's access to education and nutrition; programme targets children
Conditionalities	School attendance
Targeting mechanisms	Categorical
Target areas	
Target groups	Children of primary, middle and secondary schools [2]
Coverage	Primary education: 13,889 canteens in 2014, offering 3,318,542 meals at the national level [89 per cent coverage]; middle and secondary education: almost 1 million beneficiaries [27 per cent coverage] [2]
Number of children covered (if available)	About 3.3 million in 2013-2014 [3]
Eligibility criteria	
Eligibility reassessment	
Type of benefits	In-kind: school meals
Amount of benefits	
Payment/delivery frequency	
Benefit delivery mechanism	
Benefit recipients	
Minimum and maximum duration of benefits	
Programme expenditure	DZD26.6 billion in 2017 [4]
Source of funding	Government [1]
Agencies and institutions involved	Ministère de l'Education Nationale [5]
Legal framework	Decree no. 65-70 of 11 March 1965 [1]; reference to School Feeding in Law no. 08-04 of 23 January 2008; Executive decree no. 17-42 of 19 January 2017 [4]
Management information systems	
M&E mechanisms and frequency	



References/papers

- [1] Government of Algeria. 1965. *Decree no. 65-70 of 11 March 1965*. Algiers: Government of Algeria. Accessed 27 July 2017. <<http://www.vitamedz.org/articlesfiche/1168/1168781.pdf>>.
- [2] CNES. 2015. *Rapport National sur le Développement Humain 2013-2015. Quelle place pour les jeunes dans la perspective du développement humain durable en Algérie?* Alger: Conseil National Économique et Social. Accessed 27 July 2017. <http://www.dz.undp.org/content/dam/algeria/docs/RNDH_per_cent202013-2015.pdf>.
- [3] UNGA. 2015. *Rapport du Rapporteur spécial sur le droit à l'éducation, Kishore Singh—Mission en Algérie*. New York: United Nations General Assembly. Accessed 19 September 2017. <http://ap.ohchr.org/documents/dpage_f.aspx?m=99>.
- [4] Government of Algeria. 2017. *Executive decree no. 17-42 of 19 January 2017: allocated credits for the Ministry of Education*. Algiers: Government of Algeria. Internal archives.
- [5] CREAD. 2015. "Evaluation de la cohérence de la protection sociale non-contributive en Algérie." Unpublished report. Bouzaréah: Centre de Recherche en Economie Appliquée pour le Développement. Internal archives.
-

7. Dispositif d'Activité d'Insertion Sociale (DAIS—Intervention for Social Inclusion)

Country	Algeria
Programme	<i>Dispositif d'Activité d'Insertion Sociale</i> (DAIS—Intervention for Social Inclusion)
Previous programme name	In 2012 the <i>Indemnité pour participation aux activités d'intérêt général</i> (IAIG—Allowance for Activities of General Interest) was integrated into the DAIS (4)
Start date	2012
Programme objectives	To promote the social and productive inclusion of poor and vulnerable populations by providing them with temporary work that benefits the community (1)
Programme typology	Cash-for-work; non-contributory health insurance
Programme components	In addition to the monthly grant, beneficiaries are covered by health insurance, work injury insurance and maternity benefits (1); beneficiaries can also attend training sessions (2)
Child-sensitive design feature	
Conditionalities	
Targeting mechanisms	Self-targeting, means-tested
Target areas	Nationwide
Target groups	Unemployed, working-age individuals (1)
Coverage	371,495 people in 2016 (3)
Number of children covered (if available)	
Eligibility criteria	Algerian nationals between 18 and 60 years old without any source of income and residing in the wilaya (province) (2)
Eligibility reassessment	
Type of benefits	Cash and non-contributory insurance
Amount of benefits	DZD6,000/month and work-related benefits (health and maternity benefits, plus work injury insurance) (1)
Payment/delivery frequency	Monthly (2)
Benefit delivery mechanism	Through a post office near the place of residence (1)
Benefit recipients	
Minimum and maximum duration of benefits	The benefit is valid for two years and can be renewed twice (2)
Programme expenditure	DZD25.4 billion in 2016 (3)
Source of funding	Government
Agencies and institutions involved	<i>Ministère de la Solidarité Nationale de la Famille et de la Condition de la Femme; Agence de Développement Social</i> (2)
Legal framework	Executive Decree no. 09-305 of 10 September 2009, completed and modified by Executive Decree no. 12-78 of 12 February 2012 (4)
Management information systems	AFS and DAIS management software, called FSPRO at municipality (commune) level and AFSWIL at province (wilaya) level (2)
M&E mechanisms and frequency	



References/papers

- [1] Social Protection Organization. n.d. “Dispositif d’Activité d’Insertion Sociale (DAIS)— Intervention for Social Inclusion.” Social Protection Organization website. Accessed 27 July 2017. <<http://socialprotection.org/programme/dispositif-d-activite-d-insertion-sociale-dais-intervention-social-inclusion>>.
 - [2] Agence de Développement Social Algérie. n.d. “Le dispositif d’Activité d’Insertion Sociale (DAIS).” Agence de Développement Social website. Accessed 27 July 2017. <http://www.ads.dz/documents/prg_dais.html>.
 - [3] OHCHR. 2017. 3ème Rapport de l’Algérie relatif à l’Examen Périodique Universel. Annexes: réalisations dans certains domaines depuis le 2ème EPU. Geneva: Office of the United Nations High Commissioner for Human Rights. Accessed 20 September 2017. <<http://www.ohchr.org/FR/HRBodies/UPR/Pages/DZIndex.aspx>>.
 - [4] Government of Algeria. 2009. Executive decree no. 09-305 of 10 September 2009, February 2012. Algiers: Government of Algeria. Internal archives.
-

8. Energy and Basic Food Subsidies

Country	Algeria
Programme	Energy and Basic Food Subsidies
Previous programme name	
Start date	
Programme objectives	
Programme typology	Subsidy
Programme components	Food subsidies: cereals, milk, sugar and oil
Child-sensitive design feature	
Conditionalities	
Targeting mechanisms	Universal
Target areas	Nationwide
Target groups	Universal
Coverage	
Number of children covered (if available)	
Eligibility criteria	
Eligibility reassessment	
Type of benefits	Subsidised prices
Amount of benefits	
Payment/delivery frequency	
Benefit delivery mechanism	
Benefit recipients	
Minimum and maximum duration of benefits	
Programme expenditure	Energy subsidies: 5.3 per cent of GDP in 2016 {1}; DZD1,386 billion in 2014; /GDP (current value): DZD1,7205.1 billion in 2014 {2} Food subsidies: DZD224.5 billion in 2016 {2}
Source of funding	Government
Agencies and institutions involved	Energy: Ministry of Finance, Ministry of Energy; Food: Ministry of Finance, Ministry of Trade
Legal framework	Energy subsidies: Executive Decree no. 74-264 of 31 December 1974 {3}; Finance Law 2016, Law no. 15-18 of 30 December 2015 {4}; Finance Law 2017, Law no. 16-14 of 28 December 2016 {5} Food subsidies: Order no. 75-37 of 29 April 1975 {6}; Interministerial Ruling of 12 September 1985 {7}; Executive Decree no. 11-108 of 6 March 2011 {8}; Executive Decree no. 16-65 of 16 February 2016, modifying and completing Executive Decree no. 01-50 of 12 February 2001 {9}; Executive Decree no. 96-50 of 17 January 1996 {10}
Management information systems	
M&E mechanisms and frequency	



References/papers

- [1] IMF. 2017. If Not Now, When? Energy Price Reform in Arab Countries. Annual Meeting of Arab Ministers of Finance. April 2017, Rabat, Morocco. Washington, DC: International Monetary Fund. Accessed 29 September 2017. <<http://www.imf.org/en/Publications/Policy-Papers/Issues/2017/06/13/if-not-now-when-energy-price-reform-in-arab-countries>>.
 - [2] Ministère des Finances. 2017. Rapport de présentation de la loi de Finances 2016. Algiers: Government of Algeria, Ministry of Finance. Accessed 29 September 2017. <<http://www.dgpp-mf.gov.dz/images/stories/PDF/RPLF/RPLF2016.pdf>>.
 - [3] Government of Algeria. 1974. Executive Decree no. 74-264 of 31 December 1974. Algiers: Government of Algeria. Internal archives.
 - [4] Government of Algeria. 2015. Finance Law 2016, Law no. 15-18 of 30 December 2015. Algiers: Government of Algeria. Internal archives.
 - [5] Government of Algeria. 2017. Finance Law 2017, Law no. 16-14 of 28 December 2016. Algiers: Government of Algeria. Internal archives.
 - [6] Government of Algeria. 1975. Order no. 75-37 of 29 April 1975. Algiers: Government of Algeria. Internal archives.
 - [7] Government of Algeria. 1985. Interministerial Ruling of 12 September 1985. Algiers: Government of Algeria. Internal archives.
 - [8] Government of Algeria. 2011. Executive Decree no. 11-108 of 6 March 2011. Algiers: Government of Algeria. Internal archives.
 - [9] Government of Algeria. 2016. Executive Decree no. 16-65 of 16 February 2016, modifying and completing Executive Decree no. 01-50 of 12 February 2001. Algiers: Government of Algeria. Internal archives.
 - [10] Government of Algeria. 1996. Executive Decree no. 96-50 of 17 January 1996. Algiers: Government of Algeria. Internal archives.
-

9. Fournitures Scolaires (Free School Supplies)

Country	Algeria
Programme	Fournitures Scolaires (Free School Supplies)
Previous programme name	
Start date	
Programme objectives	
Programme typology	Conditional in-kind transfer
Programme components	
Child-sensitive design feature	Supporting children's access to education; programme targets children
Conditionalities	Enrolment
Targeting mechanisms	Means-tested, categorical
Target areas	Nationwide
Target groups	Students in primary, middle and secondary education; specifically: students with disabilities, orphans, victims of terrorism, families in need, families without any income or whose income is below the national minimum wage (SNMG) (1)
Coverage	2,579,859 students (2011) (2)
Number of children covered (if available)	
Eligibility criteria	
Eligibility reassessment	
Type of benefits	In-kind: school supplies, such as school bags, aprons etc.
Amount of benefits	
Payment/delivery frequency	
Benefit delivery mechanism	
Benefit recipients	
Minimum and maximum duration of benefits	
Programme expenditure	
Source of funding	
Agencies and institutions involved	Ministère de l'Éducation Nationale (1)
Legal framework	Law no. 08-04 of 23 January 2008 (3)
Management information systems	
M&E mechanisms and frequency	
References/papers	<p>(1) CREAD. 2015. "Evaluation de la cohérence de la protection sociale non-contributive en Algérie." Unpublished report. Bouzaréah: Centre de Recherche en Economie Appliquée pour le Développement. Internal archives.</p> <p>(2) CNES. 2015. Rapport National sur le Développement Humain 2013-2015. Quelle place pour les jeunes dans la perspective du développement humain durable en Algérie? Algiers: Conseil National Économique et Social. Accessed 27 July 2017. <http://www.dz.undp.org/content/dam/algeria/docs/RNDH%202013-2015.pdf>.</p> <p>(3) Government of Algeria. Law no. 08-04 of 23 January 2008. Algiers: Government of Algeria. Accessed 27 July 2017. <www.unesco.org/education/edurights/media/docs/a7e0cc2805ceafd5db12f8cf3190f43b66854027.pdf>.</p>

10. Manuel Scolaire (Free Textbooks)

Country	Algeria
Programme	<i>Manuel Scolaire</i> (Free Textbooks)
Previous programme name	
Start date	
Programme objectives	
Programme typology	Conditional in-kind transfer
Programme components	
Child-sensitive design feature	Supporting children's access to education; programme targets children
Conditionalities	Enrolment
Targeting mechanisms	Means-tested, categorical
Target areas	Nationwide
Target groups	Children with disabilities, orphans, victims of terrorism and families in need; parents without a source of income or whose source of income is below the national minimum wage (SNMG); students in the first year of primary education [1] [2]
Coverage	
Number of children covered (if available)	4.4 million children annually [3]
Eligibility criteria	
Eligibility reassessment	
Type of benefits	In-kind (textbooks)
Amount of benefits	
Payment/delivery frequency	
Benefit delivery mechanism	
Benefit recipients	
Minimum and maximum duration of benefits	
Programme expenditure	DZD6.5 billion [4]
Source of funding	Government
Agencies and institutions involved	<i>Ministère de l'Éducation Nationale</i> [1]
Legal framework	Law no. 08-04 of 23 January 2008; Executive Decree no. 17-42 of 19 January 2017 [4]; (funds allocated to the Ministry of Education)
Management information systems	
M&E mechanisms and frequency	



References/papers

- [1] CREAD. 2015. "Evaluation de la cohérence de la protection sociale non-contributive en Algérie." Unpublished report. Bouzaréah: Centre de Recherche en Economie Appliquée pour le Développement. Internal archives.
- [2] CNES. 2015. Rapport National sur le Développement Humain 2013-2015. Quelle place pour les jeunes dans la perspective du développement humain durable en Algérie? Algiers: Conseil National Économique et Social. Accessed on 27 July 2017. <<http://www.dz.undp.org/content/dam/algeria/docs/RNDH%202013-2015.pdf>>.
- [3] UNGA. 2015. Rapport du Rapporteur spécial sur le droit à l'éducation, Kishore Singh—Mission en Algérie. New York: United Nations General Assembly. Accessed 19 September 2015. <<https://documents-dds-ny.un.org/doc/UNDOC/GEN/G15/135/58/PDF/G1513558.pdf?OpenElement>>.
- [4] Government of Algeria. 2017. Executive Decree no. 17-42 of 19 January 2017. Algiers: Government of Algeria. Internal archives.
-

11. Le fond d'indemnisation des victimes et des ayants droit des victimes des événements ayant accompagné le mouvement pour le parachèvement de l'identité nationale et la promotion de la citoyenneté

Country	Algeria
Programme	<i>Le fond d'indemnisation des victimes des événements ayant accompagné le mouvement pour le parachèvement de l'identité nationale et la promotion de la citoyenneté</i>
Previous programme name	
Start date	2002
Programme objectives	To help victims who engaged in the Movement for National Identity and the Promotion of Citizenship
Programme typology	Unconditional cash transfer
Programme components	
Child-sensitive design feature	Benefit increases with number of household members/children (if the beneficiary has children and no other source of income)
Conditionalities	
Targeting mechanisms	Means-tested, categorical
Target areas	Nationwide
Target groups	Individuals who suffered injuries during the Movement for National Identity and the Promotion of Citizenship
Coverage	
Number of children covered (if available)	
Eligibility criteria	Having suffered personal injuries during to engagement in the Movement for National Identity and the Promotion of Citizenship
Eligibility reassessment	
Type of benefits	Cash
Amount of benefits	DZD5,000 for individuals with a partial permanent disability of less than 30 per cent; DZD7,500, for individuals with a partial permanent disability of less than 60 per cent; DZD10,000 for individuals with a partial permanent disability of less than 85 per cent; DZD12,500 for individuals with a partial permanent disability of 85 per cent or more but less than 100 per cent; DZD15,000 for individuals with a permanent, 100 per cent disability; the benefit increases by 25 per cent if the beneficiary has dependent children and no other source of income; for individuals with a 100 per cent disability rate who need assistance to perform daily activities, the amount of the benefit increases by 40 per cent
Payment/delivery frequency	
Benefit delivery mechanism	
Benefit recipients	
Minimum and maximum duration of benefits	
Programme expenditure	
Source of funding	Government
Agencies and institutions involved	<i>Ministère de l'Intérieur et des Collectivités Locales</i>
Legal framework	Decree no. 02-125 of 24 Moharrem 1423, 7 April 2002
Management information systems	



M&E mechanisms and frequency	
Reference/paper	CREAD. 2015. "Evaluation de la cohérence de la protection sociale non-contributive en Algérie." Unpublished report. Bouzaréah: Centre de Recherche en Economie Appliquée pour le Développement. Internal archives.

12. Logement Public Locatif (Social Housing Programme)

Country	Algeria
Programme	<i>Logement Public Locatif</i> (LPL)
Previous programme name	<i>Logement Social</i> (Social Housing)
Start date	2008
Programme objectives	Eradicate slums and enable low-income families to access housing
Programme typology	
Programme components	
Child-sensitive design feature	
Conditionalities	
Targeting mechanisms	Means-tested and categorical
Target areas	Nationwide
Target groups	Poor households (1)
Coverage	40 per cent of social housing is provided to youth under 35 years old; planned target of 800,000 LPL dwellings for 2015–2019 (1)
Number of children covered (if available)	
Eligibility criteria	Persons aged 21 and above who have lived in the municipality for at least five years, with a monthly income less than DZD24,000, and families who live in slums (1)
Eligibility reassessment	
Type of benefits	In-kind (housing)
Amount of benefits	
Payment/delivery frequency	
Benefit delivery mechanism	
Benefit recipients	
Minimum and maximum duration of benefits	
Programme expenditure	DZD305 billion in 2017 (it is not indicated whether this figure covers LPL only or whether it is the cumulative budget for all housing programmes funded totally or partially by the government) (2)
Source of funding	Government
Agencies and institutions involved	Ministry of Habitat, Urbanisation and Cities (1)
Legal framework	Executive Decree no. 08-142 of 11 May 2008 (1) (2)
Management information systems	
M&E mechanisms and frequency	
References/papers	<p>(1) Ministère de l'Habitat, de l'Urbanisme et de la Ville. 2015. <i>Politique gouvernementale dans le domaine de l'habitat</i>. Algiers: Ministère de l'Habitat, de l'Urbanisme et de la Ville. Accessed 29 September 2017. <http://www.premier-ministre.gov.dz/ressources/front/files/pdf/politiques/habitat.pdf>.</p> <p>(2) Ministère des Finances. <i>La loi de finances pour 2017</i>. Algiers: Ministère des Finances. Accessed 5 December 2017. <https://www.mfdgi.gov.dz/images/pdf/lettres_dgi/LDGI_Lf2017.pdf>.</p>

13. Programme pour la Protection et Promotion des Personnes Handicapées (Financial Assistance to People with Disabilities)

Country	Algeria
Programme	Programme pour la Protection et Promotion des Personnes Handicapées (Financial Assistance to People with Disabilities)
Previous programme name	
Start date	
Programme objectives	
Programme typology	Unconditional cash transfer
Programme components	Financial assistance
Child-sensitive design feature	
Conditionalities	
Targeting mechanisms	Means-tested, categorical
Target areas	Nationwide
Target groups	Individuals with disabilities (1)
Coverage	469,000 individuals in total in 2014: 237,000 with a disability rate of 100 per cent (DZD4,000/month); and 232,000 with a disability rate of less than 100 per cent (DZD3,000/month) (1)
Number of children covered (if available)	
Eligibility criteria	Disability rate of 100 per cent or less for lower benefits; at least 18 years old and without a source of income (approval from the Directorate of Social Action and Solidarity) (2)
Eligibility reassessment	
Type of benefits	Cash
Amount of benefits	DZD4,000/month for individuals aged at least 18 years with a disability rate of 100 per cent and without income (2); DZD3,000/month for: i. individuals with a disability rate below 100 per cent and individuals with a chronic disabling illness (official proof of disability: <i>carte d'handicapé</i>); beneficiaries must be above the age of 18 and without a source of income; ii. households without income and with one or more members with disabilities; iii. blind people over 18 years of age (2)
Payment/delivery frequency	Monthly (2)
Benefit delivery mechanism	
Benefit recipients	
Minimum and maximum duration of benefits	
Programme expenditure	DZD11.6 billion for cash benefits for individuals with a disability rate of 100 per cent in 2017 (3)
Source of funding	Government
Agencies and institutions involved	Ministère de la Solidarité Nationale, de la Famille et de la Condition de la Femme (2)
Legal framework	Law no. 02-09 of 8 May 2002 on the Protection of Individuals with Disabilities (2)
Management information systems	



**M&E mechanisms
and frequency**

References/papers

- [1] Ministère de la Solidarité Nationale, de la Famille et de la Condition de la Femme. 2015. *Politique Gouvernementale dans le domaine de la solidarité nationale, de la famille et de la condition de la femme*. Algiers: Government of Algeria. Accessed 27 July 2017. <<http://www.premier-ministre.gov.dz/ressources/front/files/pdf/politiques/Solidarit.pdf>>.
- [2] Ministère de la Solidarité Nationale, de la Famille et de la Condition de la Femme. 2017. "Programmes du Secteur: Protection et Promotion des personnes handicapées." Government of Algeria, Ministère de la Solidarité Nationale, de la Famille et de la Condition de la Femme website. Accessed 27 July 2017. <<http://www.msnfcf.gov.dz/fr/#>>.
- [3] Government of Algeria. 2017. *Executive Decree no. 17-47 of 19 January 2017*. Algiers: Government of Algeria. Internal archives.
-

14. Travaux d'Utilité Publique à Haute Intensité de Main d'Oeuvre (TUP-HIMO—Public Works Programme)

Country	Algeria
Programme	Travaux d'Utilité Publique à Haute Intensité de Main d'Oeuvre (TUP-HIMO)
Previous programme name	Travaux à Haute Intensité de Main d'Oeuvre (THIMO) (1)
Start date	1996
Programme objectives	To enable the large-scale creation of temporary jobs to provide maintenance and rehabilitation of public infrastructure (2)
Programme typology	Cash-for-work, non-contributory health insurance
Programme components	In addition to the cash benefits, which are paid out for a period of three months, beneficiaries receive non-contributory social insurance for one year (2)
Child-sensitive design feature	
Conditionalities	
Targeting mechanisms	Geographical targeting, self-targeting (2)
Target areas	Provinces with high unemployment rates, scarce financial resources and deficits in infrastructure, and areas where the conservation and protection of natural resources are insufficient (2)
Target groups	Unemployed people in selected districts (2)
Coverage	Yearly average (2010–2015): 22,206 (including beneficiaries of <i>Blanche Algérie</i>) (3)
Number of children covered (if available)	
Eligibility criteria	Potential beneficiaries are aged 18–59, unemployed and have registered with the local implementing agency; no specific qualifications required (2)
Eligibility reassessment	
Type of benefits	Cash
Amount of benefits	DZD18,000/month (4)
Payment/delivery frequency	Monthly (4)
Benefit delivery mechanism	
Benefit recipients	
Minimum and maximum duration of benefits	Maximum of three months for the cash benefit; maximum of one year for social insurance benefits (2)
Programme expenditure	DZD94.3 billion (2010–2015) (4)
Source of funding	Government (1)
Agencies and institutions involved	Ministère de la Solidarité Nationale, de la Famille et de la Condition de la Femme; Agence de Développement Social (2)
Legal framework	Presidential Decree no. 96-330 of 7 October 1996 (1)
Management information systems	
M&E mechanisms and frequency	



References/papers

- [1] Government of Algeria. 1996. *Presidential Decree no. 96-330 (7 October 1996)*. Algiers: Government of Algeria. Internal archives.
 - [2] Agence de Développement Social Algérie. n.d. "Travaux d'Utilité Publique à Haute Intensité de Main d'Oeuvre." Agence de Développement Social website. Accessed 27 July 2017. <http://www.ads.dz/documents/prg_tuphimo.html>.
 - [3] Ministère des Affaires Etrangères et de la Coopération Internationale. 2016. *Algérie: Objectifs du Millénaire pour le Développement: Rapport National 2000-2015*. Accessed 20 September 2017. <http://www.dz.undp.org/content/dam/algeria/docs/publications/MAE_Rapport_2000-2015_BD%20FF.pdf>.
 - [4] CREAD. 2015. "Evaluation de la cohérence de la protection sociale non-contributive en Algérie." Unpublished report. Bouzaréah: Centre de Recherche en Economie Appliquée pour le Développement. Internal archives.
-

BAHRAIN: COUNTRY PROFILE

The Kingdom of Bahrain is a small archipelago in the Persian Gulf. With approximately 1.4 million inhabitants, Bahrain has the second smallest population in the region, after Djibouti. In 2016 about a quarter of the population (334,791) were younger than 18 years of age, and 7.5 per cent (106,770) were children under the age of 5 (World Bank 2017a). More than half of the population—about 53 per cent—are non-Bahraini, coming mostly from South and South-East Asia (Gulf Labour Markets and Migration 2017).

Bahrain is classified as a high-income country with a very high level of human development; its HDI of 0.824 places the country 47th out of 188 countries (UNDP 2016). There is no officially adopted national poverty line in Bahrain. The closest estimates are those for low standards of living, which accounted for about 11 per cent of the population in 2003 (CIO 2010).

The country has made considerable progress in child health over recent decades: the under-5 mortality rate, for example, fell from 23 to 6 deaths per 1,000 live births between 1990 and 2015, the lowest in the region (UNICEF 2017). Universal primary school enrolment was achieved in 2000 (CIO 2010). Secondary net enrolment stood at 90 per cent in 2006,⁵² with more girls than boys enrolled (93.3 per cent vs. 88.5 per cent) (World Bank 2017b). The Ministry of Education provides free education for all Bahraini and non-Bahraini students at public schools (CIO 2010).

Bahrain's economy has suffered significantly due to decreasing oil prices in recent years. Overall fiscal deficit was equal to nearly 18 per cent of GDP in 2016, and government debt reached 82 per cent of GDP in the same year (IMF 2017). Consequently, the government introduced several fiscal reforms, including the reduction of subsidies and an increase in fees for some government-provided services, such as primary health care (World Bank 2016).

Several contributory insurance benefits exist for public- and private-sector workers, including old-age and disability benefits. However, non-Bahrainis have only limited access to the social security system (Al-Ali 2016). Likewise, most social assistance benefits are only available for Bahraini citizens. The right to citizenship is strictly regulated, and Bahraini women who marry non-Bahrainis do not enjoy the same rights as their male counterparts and cannot confer citizenship onto their children (UNHCR 2016).

In 2008 the government launched Economic Vision 2030, highlighting the need to improve social assistance (Government of Bahrain 2008). The government's commitment to social protection was further emphasised in the Government Programme of Action 2015–2018, which included several policy actions, such as redirecting subsidies for the benefit of vulnerable groups, providing housing, empowering low-income families and developing social services for elderly people, those with disabilities and children (Government of Bahrain 2015). The Ministry of Labour and Social Development is the main provider of social protection schemes.

The flagship **Social Assistance Scheme** is regulated under Law no. 18 (2008), which details the provision of UCTs to low-income Bahraini families whose income does not exceed BHD1,000. This cash transfer also targets vulnerable groups such as orphans, elderly people, divorced and widowed women, families of imprisoned heads of households and people with disabilities (Ministry of Labour and Social Development n.d.). It is worth mentioning that benefits increase with the number of household members. Additionally, the Ministry of Labour and Social Development offers a special programme of UCTs to support poor families who lose their homes following emergencies such as fires (Government of Bahrain 2015).

52. As recent data on socio-economic indicators are difficult to obtain, the information presented here is limited to the sources available.

Bahrain was the first country in the region to introduce an unemployment insurance scheme in 2006 (Jawad 2014). The scheme provides two types of benefits: while compensation benefits are paid to private-sector employees and civil servants based on contributions, **Unemployment Aid** is paid to first-time job seekers on a non-contributory basis for a maximum of six months. In total, 3,045 first-time job seekers received unemployment benefits in 2010; almost 70 per cent of them were women (ILO 2017). This can be explained by the fact that unemployment is traditionally higher among women than men in Bahrain. In 2016, youth unemployment was estimated at 13.4 per cent for women, compared to 2.9 per cent for men (ILO estimates in World Bank 2017b).

Much like other countries in the region, universal price **subsidies** for food, water, electricity and fuel have been taking a toll on the government's fiscal budget. Currently, fuel subsidies in Bahrain are being reformed, and petrol prices were raised by 60 per cent in January 2016 (World Bank 2016). This adjustment also extended to food subsidy programmes, while meat subsidies were removed altogether in 2015. To compensate for the latter, the government provides cash transfers to support families registered as beneficiaries of the social assistance scheme. Benefits are paid per household member, with a higher amount for adults (Oxford Business Group 2016). Subsidies remain in place for water and energy, although plans exist to reduce them in the coming years (World Bank 2016).

Since 2000, social assistance beneficiaries have been eligible for **reduced water and electricity bills** from the Ministry of Electricity and Water as per the royal decree issued in 1999 (Ministry of Labour and Social Development 2017). Moreover, the Ministry of Housing offers a **Social Housing Programme** to low-income families. Between 1999 and 2010, more than 36,000 social housing support services were provided to Bahraini citizens, including 13,500 housing units at a cost of BHD510 million (Ministry of Housing 2017).

Bahrain has achieved a very high standard of human development. Existing social assistance schemes for low-income families and other vulnerable groups such as orphans have child-sensitive components and increase according to the number of household members. However, most of these benefits are only available to Bahraini citizens, meaning that more than half of the country's population is being neglected. Non-Bahraini children are likely to be particularly vulnerable, as their parents have limited access to both contributory and non-contributory social protection schemes. Finally, limited data availability hinders the estimation of the coverage and impact of existing programmes, making it difficult to obtain information about issues related to child protection.

REFERENCES

- Al-Ali, H.A. 2016. "Informal Labour Bahrain." *Arab Watch on Economic and Social Rights. Informal Labor*. Beirut: Arab NGO Network for Development.
- CIO. 2010. *Review of the Progress of the Millennium Development Goals in the Kingdom of Bahrain*. Manama: Central Informatics Organization.
- Gulf Labour Markets and Migration. 2017. "GCC: Total population and percentage of nationals and non-nationals in GCC counties." Gulf Labour Markets and Migration website. Accessed 21 September 2017. <<http://gulfmigration.eu/gcc-total-population-percentage-nationals-non-nationals-gcc-countries-national-statistics-2010-2017-numbers/>>.
- Government of Bahrain. 2008. *Economic Vision 2030*. Manama: Government of Bahrain.
- Government of Bahrain. 2015. *Government Programme of Action 2015–2018, Towards Justice, Security and Welfare of Community, Legislative Chapter IV*. Manama: Government of Bahrain. Unofficial translation by UNDP.
- IMF. 2017. "IMF Executive Board Concludes 2017 Article IV Consultation with the Kingdom of Bahrain." International Monetary Fund website. Accessed 20 September 2017. <<https://www.imf.org/en/News/Articles/2017/08/21/pr17331-bahrain-executive-board-concludes-2017-article-iv-consultation>>.
- Jawad, R. 2014. "Social Protection in the Arab Region: Emerging Trends and Recommendations for Future Social Policy." *Arab Human Development Report Research Paper Series*. New York: United Nations Development Programme Regional Bureau for Arab States.
- ILO. 2017. "Unemployment Insurance Fund. Bahrain." International Labour Organization website. Accessed 21 September 2017. <http://www.ilo.org/dyn/ilossi/ssimain.viewScheme?p_lang=en&p_scheme_id=1197&p_geoaid=48>.
- Ministry of Housing. 2017. "Affordable & Social Housing." Government of Bahrain, Ministry of Housing website. Accessed 20 September 2017. <<http://www.housing.gov.bh/en/AboutUs/Pages/AffordableandSocialHousing.aspx>>.
- Ministry of Labour and Social Development. n.d. *Criteria and conditions for entitlement to social assistance based on the provisions of Law no. (18) for the year 2006 concerning social security*. Manama: Ministry of Labour and Social Development. In Arabic.
- Ministry of Labour and Social Development. 2017. "Social Assistance." Ministry of Labour and Social Development website. Accessed 20 September 2017. <http://www.social.gov.bh/en/family/social_assistance>.
- Oxford Business Group. 2016. "Subsidy cuts a tricky task for Bahrain's government." Oxford Business Group website. Accessed 18 September 2017. <<https://www.oxfordbusinessgroup.com/analysis/exploring-options-government-faces-tricky-task-over-subsidy-cuts>>.
- UNDP. 2016. *Human Development Report 2016*. New York: United Nations Development Programme.
- UNHCR. 2016. *Submission by the United Nations High Commissioner for Refugees for the Office of the High Commissioner for Human Rights' Compilation Report Universal Periodic Review: 3rd Cycle, 27th Session. Kingdom of Bahrain*. Geneva: United Nations High Commissioner for Refugees for the Office of the High Commissioner for Human Rights.

UNICEF. 2017. *Progress for children with equity in the Middle East*. Amman: United Nations Children's Fund Regional Office for the Middle East and North Africa.

World Bank. 2016. "Bahrain's Economic Outlook—July 2016." World Bank website. Accessed 18 September 2017. <<http://www.worldbank.org/en/country/gcc/publication/economic-brief-bahrain-july-2016>>.

World Bank. 2017a. "Health Nutrition and Population Statistics." World Bank website. Accessed 28 October 2017. <<http://databank.worldbank.org/data/reports.aspx?source=health-nutrition-and-population-statistics>>.

World Bank. 2017b. "World Development Indicators." World Bank website. Accessed 20 September 2017. <<http://databank.worldbank.org/data/reports.aspx?source=world-development-indicators>>.

BAHRAIN: PROGRAMME PROFILES

1. Energy and Water Subsidies

Country	Bahrain
Programme	Energy and Water Subsidies
Previous programme name	
Start date	
Programme objectives	
Programme typology	Subsidy
Programme components	Electricity, water, diesel, petrol, kerosene, gas (meat subsidies were removed in 2015) [1]
Child-sensitive design feature	
Conditionalities	
Targeting mechanisms	Universal
Target areas	Nationwide
Target groups	Universal
Coverage	
Number of children covered (if available)	
Eligibility criteria	
Eligibility reassessment	
Type of benefits	Subsidised prices
Amount of benefits	
Payment/delivery frequency	
Benefit delivery mechanism	
Benefit recipients	
Minimum and maximum duration of benefits	
Programme expenditure	3.8 per cent of GDP in 2016 [2]
Source of funding	
Agencies and institutions involved	
Legal framework	
Management information systems	
M&E mechanisms and frequency	
References/papers	<p>[1] World Bank. 2016. "Bahrain's Economic Outlook—July 2016." World Bank website. Accessed 18 September 2017. <http://www.worldbank.org/en/country/gcc/publication/economic-brief-bahrain-july-2016>.</p> <p>[2] IMF. 2017. <i>If Not Now, When? Energy Price Reform in Arab Countries. Annual Meeting of Arab Ministers of Finance. April 2017, Rabat, Morocco</i>. Washington, DC: International Monetary Fund. Accessed 29 September 2017. <http://www.imf.org/en/Publications/Policy-Papers/Issues/2017/06/13/if-not-now-when-energy-price-reform-in-arab-countries>.</p>

2. Financial Compensation

Country	Bahrain
Programme	Financial Compensation
Previous programme name	
Start date	2015 [2]
Programme objectives	To protect poor families from the loss of meat subsidies through a cash compensation scheme [2]
Programme typology	Unconditional cash transfer
Programme components	
Child-sensitive design feature	Benefits increase with the number of household members/children
Conditionalities	
Targeting mechanisms	Categorical; means-tested
Target areas	Nationwide
Target groups	Poor households: all beneficiaries benefiting from the social assistance system [1]
Coverage	
Number of children covered (if available)	
Eligibility criteria	See eligibility criteria for social assistance scheme; only Bahraini households are eligible for the programme [1]
Eligibility reassessment	
Type of benefits	Cash [1]
Amount of benefits	Eligible households will be compensated for rising meat prices at a rate of BHD5 (USD13.17) per month for each breadwinner, plus BHD3.5 (USD9.22) for every additional adult and a further BHD2.5 (USD6.59) for each child [2]
Payment/delivery frequency	Monthly [1]
Benefit delivery mechanism	Bank account deposit [1]
Benefit recipients	
Minimum and maximum duration of benefits	
Programme expenditure	
Source of funding	
Agencies and institutions involved	Ministry of Labour and Social Development; CIO; Ministry of Finance [1]
Legal framework	Royal Decree no. 25 of 2013 [1]
Management information systems	
M&E mechanisms and frequency	
References/papers	<p>[1] Ministry of Labour and Social Development. 2017. "Social Assistance." Government of Bahrain, Ministry of Labour and Social Development website. Accessed 25 July 2017. <http://www.social.gov.bh/family/social_assistance>. In Arabic.</p> <p>[2] Oxford Business Group. 2016. "Subsidy cuts a tricky task for Bahrain's government." Oxford Business Group website. Accessed 18 September 2017. <https://www.oxfordbusinessgroup.com/analysis/exploring-options-government-faces-tricky-task-over-subsidy-cuts>.</p>

3. Reduced Electricity and Water Fees

Country	Bahrain
Programme	Reduced Electricity and Water Fees
Previous programme name	
Start date	2000
Programme objectives	To relieve poor families of the burden of electricity and water fees
Programme typology	Subsidies
Programme components	
Child-sensitive design feature	
Conditionalities	
Targeting mechanisms	Means-tested, categorical
Target areas	Nationwide
Target groups	Poor households: those who benefit from the social assistance scheme
Coverage	
Number of children covered (if available)	
Eligibility criteria	Applicant must be Bahraini and must not be insured; see eligibility criteria for social assistance scheme
Eligibility reassessment	
Type of benefits	Reduced fees
Amount of benefits	
Payment/delivery frequency	
Benefit delivery mechanism	The Department of Social Assistance submits a list of names of those who benefit from social assistance to the Ministry of Electricity and Water
Benefit recipients	Poor households
Minimum and maximum duration of benefits	
Programme expenditure	
Source of funding	
Agencies and institutions involved	Ministry of Labour and Social Development; Ministry of Electricity and Water
Legal framework	Royal Decree issued in 1999
Management information systems	
M&E mechanisms and frequency	
Reference/paper	Ministry of Labour and Social Development. 2017. "Social Assistance." Government of Bahrain, Ministry of Labour and Social Development website. Accessed 19 September 2017. < http://www.social.gov.bh/en/family/social_assistance >.

4. Social Assistance Scheme

Country	Bahrain
Programme	Social Assistance Scheme (based on the provisions of Law no. 18/2006)
Previous programme name	
Start date	2006 (1)
Programme objectives	To provide financial support to poor families in Bahrain (1)
Programme typology	Unconditional cash transfer (1)
Programme components	
Child-sensitive design feature	Benefits increase with the number of household members/children; programme targets children
Conditionalities	
Targeting mechanisms	Categorical; means-tested (1)
Target areas	Nationwide
Target groups	Poor households; widowed, single and divorced women; orphans; family members of imprisoned heads of household; elderly people (over 60); people with disabilities (1)
Coverage	
Number of children covered (if available)	
Eligibility criteria	Bahraini nationality; no relatives able to provide financial support; households are eligible with an income lower than: BHD56 (one person), BHD112 (two persons), BHD168 (three persons), BHD224 (four persons), BHD280 (five persons), BHD337 (six persons or more); owners of commercial establishments and recipients of high incomes from real estate are excluded (1)
Eligibility reassessment	
Type of benefits	Cash (1)
Amount of benefits	BHD70 (one person), BHD120 for families composed of two to four persons, and BHD150 for families composed of five persons or more (1)
Payment/delivery frequency	Monthly (2)
Benefit delivery mechanism	Bank account deposit (2)
Benefit recipients	
Minimum and maximum duration of benefits	
Programme expenditure	
Source of funding	
Agencies and institutions involved	Ministry of Labour and Social Development (2)
Legal framework	Law no. 18 of 2006 (1)
Management information systems	
M&E mechanisms and frequency	
References/papers	<p>(1) Ministry of Social Development. n.d. "Criteria and conditions for entitlement to social assistance based on the provisions of Law no. (18) for the year 2006 concerning social security." Government of Bahrain, Ministry of Social Development website. Accessed 18 September 2017. <http://www.social.gov.bh/sites/default/files/img/files/social%20support.pdf>. In Arabic.</p> <p>(2) Ministry of Labour and Social Development. 2017. "Social Assistance." Government of Bahrain, Ministry of Labour and Social Development website. Accessed 25 July 2017. <http://www.social.gov.bh/family/social_assistance>. In Arabic.</p>

5. Social Housing Programme

Country	Bahrain
Programme	Social Housing Programme
Previous programme name	
Start date	1975 { 1 }
Programme objectives	To provide housing for all low-income Bahraini households { 1 }
Programme typology	Housing programme
Programme components	Four main types of services: direct provision of housing units and flats; rental flats; loans for purchasing, building or renovating housing units; land plots { 1 }
Child-sensitive design feature	
Conditionalities	
Targeting mechanisms	Means-tested { 2 }
Target areas	
Target groups	Low-income Bahraini households { 1 }
Coverage	Between 1999 and 2009: 36,000 social housing support services, including 13,500 housing units, 16,600 housing loans, 1,850 flats for subsidised rental and 4,600 residential land plots { 1 }
Number of children covered (if available)	
Eligibility criteria	Bahraini nationality; between 18 and 50 years of age { 60 for obtaining loan restoration }; low income { varies depending on service }; no one in family has received housing aid before { 2 }
Eligibility reassessment	
Type of benefits	Housing
Amount of benefits	
Payment/delivery frequency	
Benefit delivery mechanism	
Benefit recipients	
Minimum and maximum duration of benefits	
Programme expenditure	
Source of funding	
Agencies and institutions involved	Ministry of Housing { 1 }
Legal framework	
Management information systems	
M&E mechanisms and frequency	
References/papers	<p>{ 1 } Ministry of Housing. 2017. "Affordable & Social Housing." Government of Bahrain, Ministry of Housing website. Accessed 20 September 2017. <http://www.housing.gov.bh/en/AboutUs/Pages/AffordableandSocialHousing.aspx>.</p> <p>{ 2 } Ministry of Housing. 2017. "Housing services eligibility criteria." Government of Bahrain, Ministry of Housing website. Accessed 20 September 2017. <http://www.housing.gov.bh/en/Services/EligibilityCriteria/Pages/default.aspx>.</p>

6. Unemployment Aid

Country	Bahrain
Programme	Unemployment Aid
Previous programme name	
Start date	2006 {1}
Programme objectives	To protect those without jobs from poverty; to prevent the negative social and political effects of unemployment; to expand the social safety net {2}
Programme typology	Unconditional cash transfer
Programme components	Unemployment Aid comprises the non-contributory benefits for first-time job seekers and covers regulated and contributory unemployment benefits (for employees in the private sector and civil servants) under Decree no. 78/2006 {1}
Child-sensitive design feature	
Conditionalities	
Targeting mechanisms	Categorical
Target areas	Nationwide
Target groups	Unemployed
Coverage	3,045 individuals (69 per cent female) in 2010 {1}
Number of children covered (if available)	
Eligibility criteria	First-time job seeker; at least 18 years of age; must not be engaged in gainful activity or own a business; must be capable of working and available to work {3}
Eligibility reassessment	
Type of benefits	Cash
Amount of benefits	BHD150/month for persons with academic qualifications or BHD120/month for other unemployed persons {1} {3}
Payment/delivery frequency	Monthly {3}
Benefit delivery mechanism	
Benefit recipients	
Minimum and maximum duration of benefits	Maximum of six months {3}
Programme expenditure	Amount of cash transfers: BHD397,020 in 2010 {1}
Source of funding	The unemployment insurance scheme is financed by contributions of 3 per cent of the wage shared between workers, employers and the government {1}
Agencies and institutions involved	The Ministry of Labour and Social Development registers unemployed persons, makes decisions on benefit entitlement and provides training; the Social Insurance Organization administers the programme {3}
Legal framework	Decree no. 78/2006 {1}
Management information systems	
M&E mechanisms and frequency	Monthly statistical reports include the number of beneficiaries, the number of job seekers and the unemployment rate {2}
References/papers	{1} ILO. 2017. "Unemployment Insurance Fund. Bahrain." International Labour Organization website. Accessed 21 September 2017. < https://goo.gl/mZLXKK >. {2} Ministry of Labour and Social Development. 2009. <i>Unemployment Insurance in Bahrain</i> . Manama: Government of Bahrain, Ministry of Labour and Social Development. Accessed 21 September 2017. < https://goo.gl/WENaAo >. {3} SSA. 2016. "Bahrain." Social Security Administration website. Accessed 21 September 2017. < https://goo.gl/SriNR9 >.

DJIBOUTI: COUNTRY PROFILE

Djibouti is a small country located at the Horn of Africa, bordering Eritrea, Ethiopia and Somalia. It is one of the poorest countries in the MENA region and classified as a lower-middle-income country, with an HDI of 0.473, and ranked 172nd out of 188 countries worldwide (UNDP 2016). In 2016, Djibouti had a population of 942,000 people, with 345,000 below the age of 18 and 102,000 under 5 (World Bank 2017a). Poverty levels are high, with 41 per cent of the population living below the national poverty line of DJF147,936 and 23 per cent surviving on an income below the extreme poverty line of DJF98,709 in 2013 (calculated in terms of consumption on an annual basis) (IMF 2017). For years Djibouti has been a major transit country for migrants in the region, currently hosting around 24,000 refugees, primarily from Yemen and Somalia (UNHCR 2017).

Child poverty and vulnerability in the country are striking. In 2014 the State Secretariat for National Solidarity (SSNS) conducted a MODA study in cooperation with UNICEF to measure multidimensional child poverty. The study showed that one in four children was deprived in at least four dimensions (extremely poor). In rural areas, nearly all children were deprived in at least two dimensions, most commonly those related to water and sanitation, housing or health (UNICEF 2015).

Little rainfall and proneness to drought hinder agricultural production, which accounted for only 3.9 per cent of the country's GDP in 2007 (World Bank 2017b). Around 90 per cent of all food requirements are imported, making Djibouti highly vulnerable to volatile variations in international food prices. The World Food Programme (WFP 2016a) estimates that 60 per cent of the population face food insecurity, and 33 per cent suffer from chronic malnutrition. Child malnutrition in the country is among the highest in the MENA region: about one in every three children is stunted, and almost 18 per cent are affected by acute malnutrition (UNICEF 2015). Maternal mortality also remains high, with 229 deaths per 100,000 live births, compared to the regional average of 110 (WHO 2015). Generally, health care services are provided free of charge, but services and commodities are often scarce, especially in rural areas. The lack of other basic services such as water and sanitation further exacerbates the hardships of those living in poverty.

In 2014 the government launched the *Djibouti 2035 Vision*, which included the objective of reducing extreme poverty rates by one third by 2035 (Republic of Djibouti 2014). To achieve this, Djibouti's social protection strategy for 2012–2017 focuses on the expansion of social safety nets. The strategy includes the introduction of a social registry to improve targeting and determine the right type of assistance for the poorest and most vulnerable households. The SSNS is responsible for coordinating all social protection programmes in the country, while the Social Development Agency (**Agence Djiboutienne de Développement Social—ADDS**), under SSNS supervision, implements social protection programmes, most notably the Social Safety Net Project (World Bank 2016).

Despite increased efforts, social protection coverage remains limited. Only 11 per cent of the total population were covered by some form of social assistance in 2012. Coverage reached only 31 per cent of people in the poorest quintile and 10 per cent in the second poorest quintile (World Bank 2017c). As in many other countries in the region, government spending on fuel and food subsidies is significantly higher than on other types of social assistance. A study conducted by the World Bank (2015) showed that the urban population and the richest segments of society benefit disproportionately from government subsidies.

In recent years two important non-contributory social protection programmes have been introduced. First, in 2013 the **Social Safety Net Project** was launched with support from the World Bank, consisting of a public works programme coupled with a nutrition programme for households with pregnant women and children under 5, which are selected by geographical targeting. The programme includes community services and light labour with a focus on hygiene and access to water; it is conditional on attendance at nutrition training (World Bank 2016). The female caregiver in the household can decide whether she or someone else in the household takes on the work (World Bank 2014). By 2016 over 4,500 households had benefited from the public works programme, and over 10,000 beneficiaries had attended the nutrition sessions (World Bank 2016).

Second, the **Programme National de Solidarité Famille (PNSF—National Programme of Family Solidarity)**—a UCT programme—was introduced in 2015, aimed at reaching the most vulnerable members of society, such as families including people with disabilities, elderly people, children under 5 and orphans (Republic of Djibouti 2015). For this programme, community-based targeting is used in rural areas and a PMT in urban areas. Beneficiary households are paid FDJ30,000 per quarter (Republic of Djibouti 2017).

Other social protection programmes include the **National School Feeding Programme**, which is implemented by the WFP in partnership with the Ministry of Education and reached almost 37,000 beneficiaries in 2016. In addition to providing daily meals, the programme also offers take-home rations for families of selected girls, to incentivise parents to send girls to school (WFP 2016b). Finally, through the **Programme d'Assistance Sociale de Santé (PASS—Social Health Assistance Programme)** the government provides **health care benefits** to people not covered by the social insurance system (SSA 2017).

Given the high poverty and child poverty rates in the country, there is a great need to scale up the existing social protection programmes to reach the most vulnerable families and children.

REFERENCES

IMF. 2017. "Growth Inclusiveness in Djibouti." *Working Paper 17/93*. Washington, DC: International Monetary Fund.

Republic of Djibouti. 2014. *Vision Djibouti 2035*. Djibouti: Republic of Djibouti.

Republic of Djibouti. 2015. "Décret no. 2015-279/PR/SESN portant création, organisation et fonctionnement du Programme National de Solidarité Famille (PNSF)." *Journal Officiel de la République de Djibouti*. Djibouti: Government of Djibouti.

Republic of Djibouti. 2017. "Décret no. 2017-096/PR/SEAS portant modification du décret no. 2015-279/PR/SESN portant création, organisation et fonctionnement du Programme National de Solidarité Famille (PNSF)." *Journal Officiel de la République de Djibouti*. Djibouti: Government of Djibouti.

UNDP. 2016. *Briefing note for countries on the 2016 Human Development Report*. Djibouti. New York: United Nations Development Programme.

UNHCR. 2017. "Djibouti." Global Focus, UNHCR Operations Worldwide website. Accessed 1 August 2017. <<http://reporting.unhcr.org/node/2526?y=2017#year>>.

UNICEF. 2015. *Annual Report 2015*. New York: United Nations Children's Fund.

SSA. 2017. "Djibouti" Social Security Administration website. Accessed 2 October 2017. <<https://www.ssa.gov/policy/docs/progdesc/ssptw/2016-2017/africa/djibouti.html>>.

WFP. 2016a. *Standard Project Report 2016*. Rome: World Food Programme.

WFP. 2016b. *Support for the National School Feeding Program, Standard Project Report 2016*. Rome: World Food Programme.

WHO. 2015. *Trends in Maternal Mortality: 1990 to 2015*. Geneva: World Health Organization.

World Bank. 2014. "Developing a nutrition-based social safety net program in Djibouti." World Bank website. Accessed 28 July 2017. <<http://www.worldbank.org/en/news/feature/2014/10/28/developing-a-nutrition-based-social-safety-net-program-in-djibouti>>.

World Bank. 2015. *Republic of Djibouti Poverty and Social Impact Analysis: Strengthening Safety Nets in Djibouti*. Washington, DC: World Bank.

World Bank. 2016. *International Development Association Project Paper on a proposed additional credit in the amount of SDR2.9 million (US\$4 million equivalent) to the Republic of Djibouti for an additional financing for the Social Safety Net Project*. Report No: PAD1756. Washington, DC: World Bank.

World Bank. 2017a. "Health Nutrition and Population Statistics." World Bank website. Accessed 28 October 2017. <<http://databank.worldbank.org/data/reports.aspx?source=health-nutrition-and-population-statistics>>.

World Bank. 2017b. "World Development Indicators." World Bank website. Accessed 24 July 2017. <<http://databank.worldbank.org/data/reports.aspx?source=world-development-indicators>>.

World Bank. 2017c. "Atlas of Social Protection: Indicators of Resilience and Equity (ASPIRE)." World Bank website. Accessed 28 July 2017. <<http://datatopics.worldbank.org/aspire/>>.

DJIBOUTI: PROGRAMME PROFILES

1. Food and Fuel Subsidies

Country	Djibouti
Programme	Food and Fuel Subsidies
Previous programme name	
Start date	2007-2008 [1]
Programme objectives	To alleviate the impacts of the oil crisis on the poorest segments of the population [2]
Programme typology	Subsidy
Programme components	Food: farm system and indirect tax exemptions on basic food items Fuel: diesel and petrol [2]
Child-sensitive design features	
Conditionalities	
Targeting mechanisms	Universal
Target areas	Nationwide
Target groups	Universal
Coverage	
Number of children covered (if available)	
Eligibility criteria	
Eligibility reassessment	
Type of benefits	Subsidy; Indirect tax exemption [2]
Amount of benefits	Fuel subsidy: 1.5 per cent of GDP (2011) [2] Food subsidy: 0.1 per cent of GDP for the farm system, and 0.5 per cent in indirect tax exemptions on basic food items (2011) [2]
Payment/delivery frequency	
Benefit delivery mechanism	
Benefit recipients	
Minimum and maximum duration of benefits	
Programme expenditure	Fuel subsidy: 1.5 per cent of GDP (2011) [2] Food subsidy: 0.1 per cent of GDP for the farm system, and 0.5 per cent in indirect tax exemptions on basic food items (2011) [2]
Source of funding	Government
Agencies and institutions involved	Ministry of Finance [2]
Legal framework	
Management information systems	
M&E mechanisms and frequency	



References/papers

- [1] IMF. 2016. "Djibouti: Selected Issues." *IMF Country Report*, no. 16/249. Washington, DC: International Monetary Fund. Accessed 19 September 2017. <<https://www.imf.org/external/pubs/ft/scr/2016/cr16249.pdf>>.
- [2] IMF. 2013. *Sixth Review Under the Extended Credit Facility Arrangement and Request for Waivers of Non-observance of Performance Criteria. Staff report*. Washington, DC: International Monetary Fund. Accessed 19 September 2017. <<http://www.imf.org/external/pubs/ft/scr/2013/cr1378.pdf>>.
-

2. General Food Distribution Programme

Country	Djibouti
Programme	General Food Distribution Programme <i>Note: part of the Protracted Relief and Recovery Operation</i>
Previous programme name	
Start date	2015 [2]
Programme objectives	To enhance the resilience of rural communities to shocks and chronic stress related to climate risks through the delivery of sustainable social services [2]
Programme typology	Unconditional in-kind benefits [1]
Programme components	Emergency food assistance: monthly food ration distribution for rural communities in the most vulnerable areas of Djibouti (in five regions: Tadjourah, Obock, Ali Sabieh, Dikhil and Arta) Relief assistance through e-vouchers in vulnerable urban areas: food assistance to severely food-insecure, drought-affected populations in rural and urban communities [2]
Child-sensitive design features	
Conditionalities	Relief assistance through e-vouchers in vulnerable urban areas: training of new beneficiaries before receipt of e-vouchers on behalf of non-governmental organisations (soft conditionality) [2] [3]
Targeting mechanisms	Emergency food assistance: geographical and categorical targeting [1] Relief assistance through e-vouchers in vulnerable urban areas: Regional targeting using the findings of the 2014 Comprehensive Food Security and Vulnerability Assessment Village-level targeting based on the results of the Food Security Outcome Monitoring survey conducted by programme staff Household targeting carried out by local committees: criteria for household targeting included, but were not limited to, households headed by women; households headed by individuals with disabilities or a chronically ill person; households without any assets, employed member or livestock; households stricken by shocks such as floods, poor harvest, loss of livestock etc. (categorical) [2]
Target areas	Emergency food assistance: most-affected areas in five regions or districts (Tadjourah, Obock, Ali Sabieh, Dikhil and Arta) Relief assistance through e-vouchers in vulnerable urban areas: the 18 most vulnerable urban areas of Djibouti Ville in the neighbourhoods of Balbala and Boulaos [3]
Target groups	Emergency food assistance: refugees and poor households in the selected regions Food assistance to severely food-insecure, drought-affected populations: severely food-insecure households in rural and urban communities. [2]
Coverage	Emergency food assistance: 21,290 beneficiaries (4,258 households) Relief assistance through e-vouchers in vulnerable urban areas: 24,000 beneficiaries (n.d.) [3]
Number of children covered (if available)	
Eligibility criteria	Emergency food assistance: households with orphans, widows, elderly people, people with disabilities etc. in rural and urban areas with the highest rates of severe food insecurity [1] Relief assistance through e-vouchers in vulnerable urban areas: Proxy mean test (poverty score criteria) applied in line with the National Social Protection and Safety Nets initiative Specific vulnerability criteria for general targeted distribution in line with the National Social Protection and Safety Nets initiative [2]
Eligibility reassessment	
Type of benefits	In-kind transfer



Amount of benefits	Emergency food assistance: monthly food ration, including cereals (400g), pulses (80g), sugar (20g) and vegetable oil (40g) per person per day, with the average household size of five persons Relief assistance through e-vouchers in vulnerable urban areas: USD45 per household per month during the lean season, from July to September (2)
Payment/delivery frequency	Monthly (2)
Benefit delivery mechanism	Emergency food assistance: direct food ration distribution and delivery by the WFP Relief assistance through e-vouchers in vulnerable urban areas: monthly cash transfer by mobile phone; beneficiaries can purchase their choice of foods from selected shops (2)
Benefit recipients	
Minimum and maximum duration of benefits	May 2015 to December 2017 (lean season) (2)
Programme expenditure	Emergency food assistance: expenditure by the WFP for 2015–2017: USD42,827,434 (of which USD26,984,301 are food-related costs) (2) Relief assistance through e-vouchers in vulnerable urban areas: Expenditure by the WFP for 2015–2017: USD4,796,680
Source of funding	WFP (2)
Agencies and institutions involved	Emergency food assistance: Ministry of Agriculture, Fisheries, Livestock and Water; Ministry of Interior; World Food Programme Relief assistance through e-vouchers in vulnerable urban areas: State Secretary for Social Affairs (SEAS); Djiboutian Institute for Statistics (DISED); UNFD NGO and other private institutions (2) (3)
Legal framework	
Management information systems	SCOPE; National Social Registry (2)
M&E mechanisms and frequency	Emergency food assistance: information on output and outcome indicators will be collected monthly and integrated into the Food Security Cluster Management Information System, jointly led by the Food and Agriculture Organization of the United Nations and the WFP (1) Relief assistance through e-vouchers in vulnerable urban areas: information on output and outcome indicators will be collected monthly and integrated into the UNDAF M&E Matrix to report the indicators (1)
References/papers	(1) WFP. 2015. <i>Djibouti PRRO Project 200824. Enhance Resilience for Chronic Vulnerable population and Reduce Undernutrition</i> . Rome: World Food Programme. Accessed 28 July 2017. < http://documents.wfp.org/stellent/groups/public/documents/eb/wfp283262.pdf >. (2) WFP. 2016. <i>Food Assistance for Vulnerable Groups and Refugees Standard Project Report 2016</i> . Rome: World Food Programme. Accessed 28 July 2017. < https://docs.wfp.org/api/documents/ca4337d46f164dca8ce074a914ac9056/download/ >. (3) UNICEF Djibouti. 2017. Personal communication.

3. National School Feeding Programme

Country	Djibouti
Programme	National School Feeding Programme
Previous programme name	
Start date	2013 (1)
Programme objectives	To increase access to education for all children in targeted rural pre-, primary and middle schools and to enhance the capacity of the government to formulate a national school feeding policy and establish a sustainable national school feeding programme (1)
Programme typology	School feeding programme
Programme components	Daily school meals, take-home rations for families of selected girls as an incentive for parents to send girls to school and maintain their enrolment and attendance as well as take-home rations as an incentive for women providing assistance in the preparation of daily meals (1)
Child-sensitive design features	Supporting children's access to education and nutrition; programme targets children
Conditionalities	80 per cent attendance for take-home rations (1)
Targeting mechanisms	Geographical targeting, categorical targeting (1)
Target areas	Rural areas of all five regions of Djibouti—Arta, Ali-Sabieh, Dikhil, Obock, and Tadjourah—and in the suburban area of Djibouti Ville (1)
Target groups	Children in pre-primary, primary and upper-primary schools in rural areas that have the lowest levels of access to basic education and school attendance and the highest rates of severe food insecurity (1)
Coverage	
Number of children covered (if available)	36,850 children in 2016 (2)
Eligibility criteria	At least 80 per cent school attendance in selected grades (1)
Eligibility reassessment	
Type of benefits	In-kind transfers (1)
Amount of benefits	A morning snack and a hot lunch will be provided to all schoolchildren; take-home rations (11.25 kg of vegetable oil per quarter) will initially be provided to the families of girls in grades 3 to 5, conditional on at least 80 per cent attendance (this support will progressively shift to grades 6 to 9 as the cohort of students progresses through the formal basic education cycle) (1)
Payment/delivery frequency	Daily (school meals) Quarterly (take-home rations) (1)
Benefit delivery mechanism	On-site meal distribution in the schools for children and for take-home rations (4)
Benefit recipients	Pre-primary, primary and upper-primary schoolchildren (boys and girls) and parents supporting the preparation of the meals (3)
Minimum and maximum duration of benefits	Academic year (2013–2017) (3)
Programme expenditure	Expenditure by WFP for 2013–2017: USD5,235,503 (of which USD2,873,023 were food expenditures) (1); in 2015 the Government of Djibouti contributed USD723,661 (2)
Source of funding	WFP (1)
Agencies and institutions involved	Ministry of Education and Vocational Training; WFP (the government is expected to progressively take on increased managerial responsibilities for the school feeding activities) (1)
Legal framework	
Management information systems	Education management information system (1)



M&E mechanisms and frequency	Information on output and outcome indicators will be collected monthly and will be integrated into the national Education Management Information System (1)
References/papers	<p>(1) WFP. 2013. <i>Djibouti Development Project 200498. Support for national school feeding programme</i>. Rome: World Food Programme. Accessed 28 July 2017. <http://one.wfp.org/operations/current_operations/project_docs/200498.pdf>.</p> <p>(2) WFP. 2016. <i>Support for the National School Feeding Program. Standard Project Report 2016</i>. Rome: World Food Programme. Accessed 28 July 2017. <https://docs.wfp.org/api/documents/7d6d706e5ff94712ad95fbda3b3627dc/download/?_ga=1.228922140.1470872590.1493416950>.</p> <p>(3) UNICEF Djibouti. 2017. Personal communication.</p>

4. Programme d'Assistance Sociale de Santé (PASS—Social Health Assistance Programme)

Country	Djibouti
Programme	Programme d'Assistance Sociale de Santé (PASS—Social Health Assistance Programme)
Previous programme name	
Start date	2014 [1]
Programme objectives	To provide medical benefits to persons not covered by the social insurance medical benefits system [2]
Programme typology	Health care benefits [2]
Programme components	Benefits include medical treatment provided by general practitioners (such as consultations and child delivery), generic medicine, radiology (except for specialised medical imaging such as scans and ultrasounds), medical analyses prescribed by specialist doctors, and any necessary treatment in public hospitals related to these examinations [2]
Child-sensitive design feature	
Conditionalities	
Targeting mechanisms	Categorical; means-tested
Target areas	The first beneficiaries are already supported in the region of Arta; a scale-up to the entire national territory is pending [3]
Target groups	Persons identified by the competent authorities as not having sufficient income to benefit from the compulsory health insurance scheme, including their spouse(s) and dependent children according to the definitions of the national legislation [1]
Coverage	
Number of children covered (if available)	
Eligibility criteria	Beneficiaries must not be covered by the social insurance medical benefits system [2]
Eligibility reassessment	
Type of benefit	Health services
Amount of benefit	
Payment/delivery frequency	
Benefit delivery mechanism	
Benefit recipients	
Minimum and maximum duration of benefits	
Programme expenditure	
Source of funding	Government [2]
Agencies and institutions involved	The Ministry of Employment in Charge of the Reform of the Administration provides general supervision; the National Social Security Fund (<i>Caisse Nationale de Sécurité Sociale</i>) < http://www.cnss.dj/ >, managed by a tripartite board and a director, administers the programmes [2]
Legal framework	<i>Loi no.24/AN/14/7^{ème} du 5 février 2014 portant mise en place d'un système d'Assurance Maladie Universelle</i> [1]
Management information systems	
M&E mechanisms and frequency	



References/papers

- [1] Governemnt of Djibouti. *Loi no.24/AN/14/7ème du 5 février 2014 portant mise en place d'un système d'Assurance Maladie Universelle*. Djibouti: Governemnt of Djibouti. Accessed 7 March 2018. <http://www.ilo.org/dyn/natlex/natlex4.detail?p_lang=en&p_isn=95524>.
- [2] SSA. 2017. "Djibouti" Social Security Administration website. Accessed 2 October 2017. <<https://www.ssa.gov/policy/docs/progdesc/ssptw/2016-2017/africa/djibouti.html>>.
- [3] Caisse Nationale de Sécurité Sociale. n.d. "Assurance Maladie Universelle". Caisse Nationale de Sécurité Sociale website. Accessed 7 March 2018. <<http://www.cnss.dj/index.php/assurance-maladie-universelle/assurance-maladie-universelle>>.
-

5. Programme National de Solidarité Famille (PNSF—National Programme of Family Solidarity)

Country	Djibouti
Programme	Programme National de Solidarité Famille (PNSF—National Programme of Family Solidarity)
Previous programme name	
Start date	2015 (1)
Programme objectives	To provide support for families living in extreme poverty (1)
Programme typology	Unconditional cash transfer (1)
Programme components	Unconditional cash transfer; accompanying measures on health, nutrition, education and hygiene (4)
Child-sensitive design features	Supporting children's access to education, nutrition and health; programme targets children
Conditionalities	
Targeting mechanisms	Urban areas: proxy means test; rural areas: community-based targeting using criteria determined by the State Secretariat of Social Affairs (SEAS) to assess vulnerability (2)
Target areas	Nationwide (1); PNSF cash transfers started operation in 2016 in rural areas; the programme was designed to reach families living in extreme poverty in the entire country and envisages a progressive scale-up (4)
Target groups	Households living in extreme poverty (1)
Coverage	2016: 250 families; the government scaled up the programme in 2017, targeting rural areas; expected number of beneficiaries: 4,000 (5)
Number of children covered (if available)	
Eligibility criteria	Beneficiary households must be registered in the social registry (1); beneficiary families are poor and vulnerable, with members who have a disability or are elderly (> 70 years old), children under 5 years old, orphaned and vulnerable children (2)
Eligibility reassessment	
Type of benefits	Cash (1)
Amount of benefits	DJF30,000 per quarter and per household; an additional transfer of the same amount may be granted to families who care for a member of the household who is elderly or has a disability (3)
Payment/delivery frequency	Every three months (1)
Benefit delivery mechanism	Trésor national office in the region (4); payment operators are assigned by the State Secretariat for National Solidarity (SEAS); beneficiaries have to present a national ID card, the beneficiary card and the programme booklet to receive the transfer (4)
Benefit recipients	Transfers to the female member of the household (5)
Minimum and maximum duration of benefits	
Programme expenditure	USD9,233,898 /year (4)
Source of funding	Government (Fond de Solidarité Nationale) (3)
Agencies and institutions involved	Government of Djibouti; State Secretariat for National Solidarity (SEAS) (1)
Legal framework	Décret no. 2015-279/PR/SESN creates the PSNF and sets the organisational mechanisms for the programme's functioning (1); Décret no. 2017-096/PR/SEAS modifies Décret no. 2015-279/PR/SESN (3)
Management information systems	A monitoring and information system is available; monitoring is conducted every six months through follow-up questionnaires (4) (5)
M&E mechanisms and frequency	Technical committee chaired by the State Secretariat for Social Affairs is responsible for monitoring the programme (3); every six months, follow-up questionnaires are conducted with beneficiaries for programme monitoring (2)



References/papers

- [1] Republic of Djibouti. 2015. "Décret no. 2015-279/PR/SESN portant création, organisation et fonctionnement du Programme National de Solidarité Famille (PNSF)." *Journal Officiel* de la République de Djibouti. Djibouti: Government of Djibouti. Accessed 28 July 2017. <<https://www.ilo.org/dyn/natlex/docs/ELECTRONIC/100232/120165/F1124840398/DJI-100232.pdf>>.
- [2] Social Protection Organization. n.d. "Programme National de Solidarité Famille (PNSF)—National Programme of Family Solidarity." Social Protection Organization website. Accessed 28 July 2017. <<http://socialprotection.org/programme/programme-national-de-solidarit%C3%A9-famille-pnsf%E2%80%94national-programme-family-solidarity>>.
- [3] Republic of Djibouti. 2017. *Décret no. 2017-096/PR/SEAS portant modification du décret no. 2015-279/PR/SESN portant création, organisation et fonctionnement du Programme National de Solidarité Famille (PNSF)*. Djibouti: Government of Djibouti. Accessed 28 July 2017. <<http://www.presidence.dj/texte.php?ID=2017-096&ID2=2017-03-06&ID3=D%E9cret&ID4=5&ID5=2017-03-15&ID6=n>>.
- [4] UNICEF Djibouti. 2017. Personal communication.
- [5] UNICEF. forthcoming. *Non-contributory Social Protection and Gender in the Middle East and North Africa Region. Analytical report*. New York: United Nations Children's Fund. Internal archives.
-

6. Social Safety Net Project

Country	Djibouti
Programme	Social Safety Net Project
Previous programme name	
Start date	2013 (scale-up of the Employment and Human Capital Safety Nets Project) (1)
Programme objectives	To support (a) the provision of short-term employment opportunities in community-based labour-intensive works for poor and vulnerable people; and (b) the improvement of nutrition practices among participating households, focusing on pre-school children and pregnant/lactating women (2)
Programme typology	Cash-for-work/public works programme (3)
Programme components	Community service and light labour, maximising women's income and activation opportunities; provision of micronutrient powders and targeted supplements; promotion of healthy behaviour (e.g. free diagnoses of haemoglobin levels during prenatal care) (2); monthly group sessions and individual home visits (2); one awareness day per month (4)
Child-sensitive design feature	Promotion of children's nutritional well-being; programme targets children
Conditionalities	Participation in cash-for-work programme and attendance of sessions on nutritional well-being (2)
Targeting mechanisms	Geographical targeting; categorical (nutrition-based indicators are taken into consideration); self-targeted (3)
Target areas	Geographical targeting is based on poverty rates but within defined areas (2); given the severity of poverty in rural areas, it was decided in 2016 to discontinue the workfare programme in Djibouti Ville; moreover, nutrition activities will also be expanded to areas where there is no accompanying workfare programme (3)
Target groups	Poor and vulnerable households with pregnant women and pre-school children 0–2 years of age (0–5 in certain areas) (3)
Coverage	As of 2016, over 10,000 beneficiaries have attended nutrition services, and more than 4,500 households have benefited from the cash-for-work interventions (over 300,000 people/day); over 80 per cent of public works beneficiaries are women (4,044 out of 4,500) (3)
Number of children covered (if available)	
Eligibility criteria	Households are eligible for the workfare programme and the cash transfer if they have nutritionally vulnerable members such as pregnant women and under-5 children, and if they participate in the sessions on nutritional well-being; female caregivers have the right to decide whether they want to take on the work or delegate it to another household member (2)
Eligibility reassessment	Updating listings to allow new people to register for programmes (4)
Type of benefit	Cash transfer; services
Amount of benefit	50 working days per year per beneficiary and a daily transfer of DJF800 (3)
Payment/delivery frequency	Two weeks (4)
Benefit delivery mechanism	Transfer of money to beneficiaries' bank account (to CPEC) (4)
Benefit recipients	Pregnant and lactating women are the prime beneficiaries of the intervention (3)
Minimum and maximum duration of benefits	50 days minimum and 75 days maximum (4)
Programme expenditure	First World Bank grant (effective in 2013): USD5 million; First additional financing by the World Bank (effective in 2015): USD5 million; Second additional financing by the World Bank (2016–2019): USD4 million (3)
Source of funding	World Bank (3)
Agencies and institutions involved	Djibouti Agency for Social Development (ADDS) (implementing agency); Ministry of Health; World Bank (3)



Legal framework	Project agreement signed between the government and the World Bank [4]
Management information systems	Operational since the start of the nutrition activities in late 2012 [1]
M&E mechanisms and frequency	During pilot and expansion phases, rigorous baseline and follow-up surveys were carried out [1]
References/papers	<p>[1] World Bank. 2013. <i>Restructuring Paper on a Proposed Project Restructuring of the Crisis Response Employment and Human Capital Social Safety Net Project TF097217</i>. Washington, DC: World Bank. Accessed 28 July 2017. <http://documents.worldbank.org/curated/en/414281468246003774/pdf/808240PJPRO120ox0379822B00PUBLIC0.pdf>.</p> <p>[2] World Bank. 2014. "Developing a nutrition-based social safety net program in Djibouti." World Bank website. Accessed 28 July 2017. <http://www.worldbank.org/en/news/feature/2014/10/28/developing-a-nutrition-based-social-safety-net-program-in-djibouti>.</p> <p>[3] World Bank. 2016. <i>International Development Association Project Paper on a proposed additional credit in the amount of SDR2.9 million (US\$4 million equivalent) to the Republic of Djibouti for an additional financing for the Social Safety Net Project. Report No: PAD1756</i>. Washington, DC: World Bank. Accessed 1 August 2017. <http://documents.worldbank.org/curated/en/488311468181132692/pdf/PAD1756-PJPR-P130328-IDA-R2016-0096-1-Box394887B-0U0-9.pdf>.</p> <p>[4] UNICEF Djibouti. 2017. Personal communication.</p>

7. Canteen and Transport Subsidy for University Students

Please see 'Additional programmes' on page 336.

8. Scholarships for Education

Please see 'Additional programmes' on page 336.

EGYPT: COUNTRY PROFILE

With over 91 million inhabitants, Egypt is the most populous country in the MENA region. Two fifths of the population are younger than 18, and 12 million of those are under the age of 5 (World Bank 2017a). Egypt has been experiencing accelerated population growth in recent years due to rising fertility rates, which increased from 3.1 children per woman in 2005 to 3.5 in 2014 (CAPMAS and UNICEF Egypt 2017). Egypt is considered to have a medium level of human development, and is ranked 111th out of 188 countries (UNDP 2016). Many households are experiencing food insecurity due to increased inflation in food prices (WFP 2016a). In addition, youth unemployment remains high (32 per cent, compared to 13 per cent among the total adult population) and affects young women in particular (38 per cent, as in 2015) (World Bank 2017b).

It is worrying to see that child poverty has increased in Egypt over recent years. While 21 per cent of children were living in extreme monetary poverty in 2000, this share had increased to 28.8 per cent in 2013, meaning that two in five poor Egyptians were children (CAPMAS and UNICEF Egypt 2015). Moreover, despite government efforts, multidimensional child poverty remains widespread. Research by UNICEF Egypt (2010) shows that in 2008 around 5 million children (18 per cent) were deprived of appropriate housing conditions, and 1.6 million children under 5 (17 per cent) suffered from health and food deprivations.

According to the World Bank (2015a), Egypt has one of the lowest ratios of public health expenditure to total health expenditure in the region (21 per cent). Exceptionally high out-of-pocket health expenditures push almost 7 per cent of the population into poverty each year. Government expenditure on education was equivalent to 3.8 per cent of GDP and 10.5 per cent of total government expenditure in 2008. While primary-school enrolment is almost universal (98 per cent), secondary-school enrolment remains at about 81 per cent (World Bank 2017b). Egypt has almost achieved gender parity in both primary and secondary education; however, girls in Upper Egypt are still largely left behind in terms of education (Ministry of Social Solidarity 2016). Finally, 7 per cent of all children aged 5–17 were involved in child labour in 2014 (Ministry of Health and Population et al. 2015).

In recent years the government has implemented a series of reforms, including a tax reform (from sales to value-added tax), the floating of the Egyptian Pound and a shift away from fuel subsidies to more targeted cash transfer programmes (WFP 2016a; World Bank 2015b). According to the ASPIRE databank, social assistance programmes covered 45 per cent of the population in 2008, reaching 55 per cent of the poorest quintile and 30 per cent of the richest quintile (World Bank 2017c). The Ministry of Social Solidarity (MoSS) is the main implementing agency of social assistance programmes.

The most recent social assistance programmes are *Takaful* and *Karama*. *Takaful* provides a monthly cash transfer to households with children and is conditional on school enrolment and attendance and visits to health centres. *Karama*, on the other hand, is a UCT programme for elderly people, those with disabilities and, more recently, also orphans. The programme uses a multilayered targeting approach to determine eligible households, involving geographical and categorical targeting as well as a PMT (World Bank 2015a). The programme was planned to gradually replace the **Social Solidarity Pension**, which has been in place since the 1980s, and was created in association with the country's reform of subsidy policies. Only residual groups will continue to receive the Social Solidarity Pensions.⁵³ In December 2016, *Takaful* and *Karama* reached almost 5.5 million individuals (5,337,600 via *Takaful* and 82,246 via *Karama*)⁵⁴ (Ministry of Social Solidarity 2016). Spending on the two programmes reached LE1.7 billion in 2015–2016 (Ministry of Finance 2017).

53. Information provided by UNICEF Egypt.

54. Note that the number of individuals in *Takaful* refers to all household members; in *Karama* it refers only to direct beneficiaries (cardholders).

The **Social Fund for Development (SFD)**, which was merged in April 2017 with the Industrial Training Council (ITC) to form the Micro, Small, and Medium Enterprises Development Authority (MSMEDA), was established in 1991 with the aim of creating employment opportunities and improving access to basic services. UNDP supports the SFD through capacity-strengthening and helped to create 307,679 workdays in the establishment of community infrastructure and public services in 2015 (UNDP 2017). In addition, the **Social Pension Health Care Programme** was introduced in 2015, aimed at contributing to universal health coverage in Egypt. The insurance was planned to focus on the poorest 20–25 per cent of the population within the first 18 months of roll-out (Joint Learning Network 2015). However, no evaluation has been made available yet. Other social assistance programmes include the **School Feeding Programme**, which reached 12.5 million children in 2016 (WFP 2016b), and the **Social Housing Fund**, supported by the World Bank and with the aim of providing housing to close to 830,000 households by 2020 (World Bank 2015c).

Despite recent reforms, **food and energy subsidies** remain an important component of Egypt's social protection system. Energy price subsidies accounted for 3 per cent of GDP, and food subsidies for 1.5 per cent of GDP in 2015–2016 (IMF 2017). In 2015 about 88.6 per cent of all households received food subsidies through a smart card system (CAPMAS and UNICEF Egypt 2017). The eligibility criteria for food rations have been tightened since 2017, restricting them to families under a certain income threshold and limiting the total number of household members covered under the same card to four (El-Tablawy and Feteiha 2017). These new measures do not apply to households that are already registered.

The recent population growth poses challenges to the government's ability to provide basic services such as education and health, affecting children in particular (CAPMAS and UNICEF Egypt 2017). Well-designed cash transfer programmes are important, not only in times of economic instability but also in times of fuel subsidy reforms, which can lead to increasing child poverty rates due to a rise in expenditures if not mitigated, as a study by UNICEF has shown (Cockburn et al. 2014). Therefore, the government's current efforts to scale up programmes such as *Takaful* and *Karama* remain crucial.

REFERENCES

- CAPMAS and UNICEF Egypt. 2015. *Child Poverty in Egypt*. Cairo: Central Agency for Public Mobilization and Statistics and United Nations Children's Fund Egypt.
- CAPMAS and UNICEF Egypt. 2017. *Children in Egypt: a statistical digest 2016*. Cairo: The Central Agency for Public Mobilization and Statistics and United Nations Children's Fund Egypt.
- Cockburn, J., A.R. El Lahga, V. Robichaud, L. Tiberti, and C. Zaki. 2014. *Enhancing equity for children in the context of the reform of energy subsidies in Egypt*. Cairo: Ministry of Finance and United Nations Children's Fund.
- El-Tablawy, T., and A. Feteha. 2017. "Egypt Extends cost-cutting efforts to Applicants for Food Rations." Bloomberg Markets Website. Accessed 4 October 2017. <<https://www.bloomberg.com/news/articles/2017-08-08/egypt-extends-cost-cutting-effort-to-applicants-for-food-rations>>.
- IMF. 2017. "Arab Republic of Egypt: Request for Extended Arrangement Under the Extended Fund Facility-Press Release; Staff Report; and Statement by the Executive Director for the Arab Republic of Egypt." *IMF Country Report*, no.17/17. Washington, DC: International Monetary Fund.
- Joint Learning Network. 2015. *Egypt: Approaches to covering poor, vulnerable, and informal populations to achieve universal health coverage*. Washington, DC: Joint Learning Network for Universal Health Coverage.
- Ministry of Finance. 2017. *The Financial Monthly Bulletin* 12(6), April. Cairo: Ministry of Finance.
- Ministry of Health and Population, El-Zanaty and Associates, and ICF International. 2015. *Egypt Demographic and Health Survey 2014*. Cairo and Rockville, MD: Ministry of Health and Population and ICF International.
- Ministry of Social Solidarity. 2016. *TKP Latest Progress Report IV, Jul-Dec 2016*. Cairo: Ministry of Social Solidarity. Internal archives.
- UNDP. 2016. *Briefing note for countries on the 2016 Human Development Report, Egypt*. New York: United Nations Development Programme.
- UNDP. 2017. "Social Fund for Development—Phase IV." United Nations Development Programme website. Accessed 6 November 2017. <<http://www.eg.undp.org/content/egypt/en/home/operations/projects/sustainable-development/SFD.html>>.
- UNICEF Egypt. 2010. *Trends of child poverty and disparities in Egypt between 2000 and 2008*. Cairo: United Nations Children's Fund Egypt.
- WFP. 2016a. *Egypt Country Brief December 2016*. Egypt: World Food Programme.
- WFP. 2016b. *WFP School Meals Factsheet Egypt Country Office*. Rome: World Food Programme.
- World Bank. 2015a. *Country partnership framework for the Arab Republic of Egypt for the period FY 2015–2019*. Washington, DC: World Bank.
- World Bank. 2015b. *Project appraisal document on a proposed loan in the amount of US\$400 Million to the Arab Republic of Egypt for a Strengthening Social Safety Net Project. Report No: PAD611*. Washington, DC: World Bank.

World Bank. 2015c. "Project & Operations- Inclusive Housing Finance Program." World Bank website. Accessed 27 July 2017. <<http://projects.worldbank.org/P150993/?lang=en&tab=overview>>.

World Bank. 2017a. "Health Nutrition and Population Statistics." World Bank website. Accessed 27 October 2017. <<http://databank.worldbank.org/data/reports.aspx?source=health-nutrition-and-population-statistics>>.

World Bank. 2017b. "World Development Indicators." World Bank website. Accessed 20 September 2017. <<http://databank.worldbank.org/data/reports.aspx?source=world-development-indicators>>.

World Bank. 2017c. "The Atlas of Social Protection Indicators of Resilience and Equity (ASPIRE)." World Bank website. Accessed 27 July 2017. <<http://datatopics.worldbank.org/aspire/>>.

EGYPT: PROGRAMME PROFILES

1. Food and Energy Subsidies

Country	Egypt
Programme	Food and Energy Subsidies
Previous programme name	
Start date	1920s (1)
Programme objectives	
Programme typology	Food subsidies; fuel and electricity subsidies (1)
Programme components	Subsidies cover petroleum products and food (food subsidies consist of Baladi bread and ration cards) (2)
Child-sensitive design feature	
Conditionalities	
Targeting mechanisms	Universal; however, reforms have been adopted to move from universal subsidies to targeted programmes (3); food subsidies have been means-tested since 2017 (4)
Target areas	Nationwide
Target groups	Energy subsidies: universal Food subsidies: poor households
Coverage	Food subsidies: in 2015, 88.6 per cent of all households received a ration card; these are distributed by the government and allow holders to access food commodities such as rice, sugar and tea at subsidised prices (4)
Number of children covered (if available)	
Eligibility criteria	Food subsidies: since 2017, ration cards are only distributed to households earning EGP1,500 (USD84.50) per month or less (5) Energy subsidies: universal, but several <i>ad hoc</i> discretionary changes in local prices have been implemented since 2016 (6)
Payment/delivery frequency	Food subsidies: ration cards are recharged monthly (4)
Benefit delivery mechanism	Food subsidies: ration cards operate via a smart card system (4) Diesel and gasoline: smart cards were introduced but have not been implemented yet; they are part of the proposed budget for 2017-2018 though (7)
Benefit recipients	
Minimum and maximum duration of benefits	
Programme expenditure	Energy subsidies: 3 per cent of GDP; food subsidies: 1.5 per cent of GDP in 2015-2016; to alleviate the impacts of subsidy reforms, about 1 per cent of GDP of the savings in 2016-2017 have been set aside for social protection (8)
Source of funding	
Agencies and institutions involved	Government of Egypt; General Administration for Supply of Commodities; Egyptian General Petroleum Company (9)
Legal framework	
Management information systems	



M&E mechanisms
and frequency

References/papers

- [1] Rohac, D. 2013. "Solving Egypt's Subsidy Problem." *Policy Analysis*, no. 741, 6 November. Washington, DC: CATO Institute. Accessed 27 July 2017. <https://object.cato.org/sites/cato.org/files/pubs/pdf/pa741_web_2.pdf>.
- [2] Egypt Network for Integrated Development. 2012. *Subsidies and the Social Safety Net in Egypt*. Cairo: Egypt Network for Integrated Development. Accessed 27 July 2017. <http://enid.org.eg/Uploads/PDF/PB12_subsidies_social_protection.pdf>.
- [3] World Bank. 2015. *Project appraisal document on a proposed loan in the amount of US\$400 Million to the Arab Republic of Egypt for a Strengthening Social Safety Net Project*. Report No: PAD611. Washington, DC: World Bank. Accessed 27 July 2017. <<http://documents.worldbank.org/curated/pt/94491146802332501/pdf/PAD6110PADOP14010Box385454B000U0090.pdf>>.
- [4] CAPMAS and UNICEF Egypt. 2017. *Children in Egypt: a statistical digest 2016*. Cairo: Central Agency for Public Mobilization and Statistics and United Nations Children's Fund Egypt. Accessed 30 July 2017. <[https://www.unicef.org/egypt/eg_Children_In_Egypt_2016\(3\).pdf](https://www.unicef.org/egypt/eg_Children_In_Egypt_2016(3).pdf)>.
- [5] El-Tablawy, T., and A. Feteiha. 2017. "Egypt Extends cost-cutting efforts to Applicants for Food Rations." Bloomberg Markets Website. Accessed 4 October 2017. <<https://www.bloomberg.com/news/articles/2017-08-08/egypt-extends-cost-cutting-effort-to-applicants-for-food-rations>>.
- [6] IMF. 2017. *If Not Now, When? Energy Price Reform in Arab Countries*. Annual Meeting of Arab Ministers of Finance. April 2017, Rabat, Morocco. Washington, DC: International Monetary Fund. Accessed 29 September 2017. <<http://www.imf.org/en/Publications/Policy-Papers/Issues/2017/06/13/if-not-now-when-energy-price-reform-in-arab-countries>>.
- [7] Government of Egypt. 2015. *Egypt's Five Year Macroeconomic Framework and Strategy FY14/15–FY18/19*. Cairo: Economic Ministerial Committee. Accessed 27 July 2017. <<http://www.mof.gov.eg/MOFGallerySource/English/Strategy.pdf>>.
- [8] IMF. 2017. "Arab Republic of Egypt: Request for Extended Arrangement Under the Extended Fund Facility-Press Release; Staff Report; and Statement by the Executive Director for the Arab Republic of Egypt." *IMF Country Report*, no.17/17. Washington, DC: International Monetary Fund. Accessed 27 July 2017. <<https://www.imf.org/en/Publications/CR/Issues/2017/01/18/Arab-Republic-of-Egypt-Request-for-Extended-Arrangement-Under-the-Extended-Fund-Facility-44534>>.
- [9] Government of Egypt. 2016. "Executive Summary." *The Financial Monthly Bulletin*, November 2016. Accessed 27 July 2017. <<http://www.mof.gov.eg/MOFGallerySource/English/Reports/monthly/2016/November2016/Executive-Summary.pdf>>.

2. School Feeding Programme

Country	Egypt
Programme	School Feeding Programme
Previous programme name	Prior to the school feeding programme there was a school milk programme, and school meals were available for students to purchase {1}
Start date	1951 {1}
Programme objectives	Improve the nutritional status of students and thus enhance their physical and mental development {2}
Programme typology	School feeding programme
Programme components	
Child-sensitive design feature	Supporting children's access to education and nutrition; programme targets children
Conditionalities	School attendance
Targeting mechanisms	Geographical targeting {1}; categorical targeting
Target areas	
Target groups	Children {2}
Coverage	
Number of children covered (if available)	12.5 million in 2016 {2}
Eligibility criteria	The Ministry of Education selects the targeted kindergarten and primary schools based on a 'poverty map', and some secondary schools are selected based on demonstrably high academic achievement; children are eligible based on school attendance {1}
Eligibility reassessment	
Type of benefits	Food {1}
Amount of benefits	In addition to the school milk programme, biscuits are distributed (made of wheat, ghee, egg, sugar and salt) and sweet pies (made of sesame seeds, dates or raisins, and wheat); kindergarteners usually receive milk and biscuits, and the more substantial sweet pies are usually distributed to the older students {1}
Payment/delivery frequency	
Benefit delivery mechanism	
Benefit recipients	Students {1}
Minimum and maximum duration of benefits	
Programme expenditure	USD110 million/year in 2016 {2}
Source of funding	The government; in addition, the European Union is one of the major contributors, along with the USA, Germany and private-sector members {2}
Agencies and institutions involved	Ministry of Education; Ministry of Health; Ministry of Agriculture; Ministry of Industry; Social Solidarity Directorate {1}
Legal framework	
Management information systems	
M&E mechanisms and frequency	The Ministry of Education is responsible for M&E {1}
References/papers	{1} GCNF. 2009. <i>Country Policy and Funding Mechanism Study</i> . Seattle, WA: Global Child Nutrition Foundation. Accessed 27 July 2017. < http://hgsf-global.org/en/bank/downloads/doc_details/25-country-policy-and-funding-mechanism-study >. {2} WFP. 2016. <i>WFP School Meals Factsheet Egypt Country Office</i> . Rome: World Food Programme. Accessed 28 September 2017. < http://documents.wfp.org/stellent/groups/public/documents/communications/wfp288663.pdf >.

3. Social Fund for Development (Public Works Programme)

Country	Egypt
Programme	Social Fund for Development Public Works Programme (part of the larger Social Fund for Development, which also includes microfinance and training components; information provided here only refers to the public works programme as supported by UNDP); in the past, the public works programme was supported by several international agencies, including the World Bank through the Egypt Emergency Labour Intensive Investment Project (ended in June 2017); note that in April 2017 the Social Fund for Development's mandate was changed and merged with other councils to form the Micro, Small, and Medium Enterprises Development Authority (2)
Previous programme name	
Start date	1991 (1)
Programme objectives	Objective of the Social Fund for Development: to create employment opportunities, build the capacities of communities by improving their access to basic services and encourage small and medium-sized enterprises (1)
Programme typology	Public works programme
Programme components	
Child-sensitive design feature	
Conditionalities	
Targeting mechanisms	Self-targeting
Target areas	Nationwide
Target groups	Unemployed women and men, mostly youth aged 18 to 29 (3)
Coverage	In 2015, 307,679 workdays were created to establish community infrastructure and public services in seven governorates (4)
Number of children covered (if available)	
Eligibility criteria	
Eligibility reassessment	
Type of benefits	Cash
Amount of benefits	
Payment/delivery frequency	
Benefit delivery mechanism	
Benefit recipients	
Minimum and maximum duration of benefits	
Programme expenditure	USD233,074,399 (July 2007 to December 2013); USD121,000,000 (budget extension 2015-2016) (4)
Source of funding	Government of Egypt; Government of Japan; Government of Kuwait; Government of Sweden; Social Fund for Development; UNDP (4)
Agencies and institutions involved	Social Fund for Development; UNDP (1)
Legal framework	
Management information systems	
M&E mechanisms and frequency	Quarterly (5)



References/papers

- (1) Ameta, D., and H. El. Shafie. 2015. *Social Protection and Safety Nets in Egypt*. Brighton: Institute of Development Studies. Accessed 27 July 2017. <<http://www.ids.ac.uk/files/dmfile/SocialprotectionandsafetynetsinEgypt.pdf>>.
 - (2) UNICEF Egypt. 2017. Personal Communication.
 - (3) UNDP. 2017. "Employment Creation in Innovative Public Works Programmes." United Nations Development Programme website. Accessed 6 November 2017. <<http://www.eg.undp.org/content/egypt/en/home/operations/projects/sustainable-development/employment-creation-in-innovative-public-works-programmes.html>>.
 - (4) UNDP. 2017. "Social Fund for Development—Phase IV." United Nations Development Programme website. Accessed 6 November 2017. <<http://www.eg.undp.org/content/egypt/en/home/operations/projects/sustainable-development/SFD.html>>.
 - (5) UNDP. 2014. *Employment Creation in Innovative Public Work programs Phase 3*. New York: United Nations Development Programme. Accessed 6 November 2017. <http://www.eg.undp.org/content/dam/egypt/docs/Poverty/EGY_Public_Works_Project_Proposal_Phase%20III_final.pdf>.
-

4. Social Housing Fund

Country	Egypt
Programme	Social Housing Fund
Previous programme name	
Start date	2014 {1}
Programme objectives	To provide residential units for low-income citizens and to curb the growth of informal housing {2}
Programme typology	Housing
Programme components	The Social Housing Fund hosts different social housing programmes, including the Affordable Mortgage Programme, the improved rental subsidy programmes, programmes to provide credit for unfinished and vacant units, and the self-built housing programme {1}
Child-sensitive design feature	
Conditionalities	
Targeting mechanisms	
Target areas	
Target groups	Low-income households {2}
Coverage	60,000 households accessing ownership and rental housing units in 2016 {3}; the aim is to reach more than 3.6 million individuals or close to 830,000 households with an average household size of 4.3 individuals by 2020 {4}
Number of children covered (if available)	
Eligibility criteria	
Eligibility reassessment	
Type of benefits	Housing
Amount of benefits	
Payment/delivery frequency	
Benefit delivery mechanism	
Benefit recipients	
Minimum and maximum duration of benefits	
Programme expenditure	For the 2014-2015 fiscal year, around EGP9.5 billion was allocated to the fund from the state budget {2}
Source of funding	Government; World Bank is providing a loan of USD500,000 until 2020 {3}
Agencies and institutions involved	Ministry of Housing, Utilities and Urban Development; World Bank (loan) {1}
Legal framework	Social Housing Law no. 33 of 2014 {1}
Management information systems	
M&E mechanisms and frequency	
References/papers	<p>{1} World Bank. 2014. <i>Program-for-Results Information Document (PID) Concept Stage</i>. Washington, DC: World Bank. Accessed 27 July 2017. <https://goo.gl/cd9KAo>.</p> <p>{2} Invest-Gate. 2016. <i>Social Housing Report</i>. Cairo: Invest-Gate. Accessed 27 July 2017. <http://invest-gate.me/wp-content/uploads/2016/06/Social-Housing-Report-2016-2.pdf>.</p> <p>{3} World Bank. 2015. <i>Inclusive Housing Finance Program</i>. Washington, DC: World Bank. Accessed 27 July 2017. <https://goo.gl/tKbzzq>.</p> <p>{4} World Bank. 2015. "Project & Operations—Inclusive Housing Finance Program." World Bank website. Accessed 27 July 2017. <http://projects.worldbank.org/P150993/?lang=en&tab=overview>.</p>

5. Social Pension Health Care Programme (SPHCP—Health Insurance for Poor People)

Country	Egypt
Programme	Social Pension Health Care Programme (SPHCP—Health Insurance for Poor People)
Previous programme name	
Start date	2015 (1)
Programme objectives	To achieve universal health coverage (1)
Programme typology	Non-contributory health insurance (first stage of Social Health Insurance scheme) (1)
Programme components	
Child-sensitive design feature	
Conditionalities	
Targeting mechanisms	Means test and proxy means test carried out by social welfare programmes, particularly the Social Pension Programme; geographical targeting approach to identify and reach poor populations outside the Social Pension Programme in the 1,153 poorest villages (1)
Target areas	Nationwide
Target groups	Poor and very poor individuals (1)
Coverage	Egypt's new social health insurance scheme was planned to be rolled out over an 18-month period starting in 2015; the first phase of the roll-out was planned to focus on covering poor and very poor individuals (20–25 per cent of the population, or 23.6 million individuals) through the SPHCP (1)
Number of children covered (if available)	
Eligibility criteria	Eligibility is dependent on receiving social solidarity pensions, <i>Takaful</i> or <i>Karama</i> (2)
Eligibility reassessment	
Type of benefits	Health care benefits; the enrolment unit is the family and includes the member, the spouse and dependents; upon receiving social health insurance coverage, beneficiaries are required to have a primary health care check-up and preventative care screening (1)
Amount of benefits	
Payment/delivery frequency	
Benefit delivery mechanism	Smart card system (1)
Benefit recipients	
Minimum and maximum duration of benefits	
Programme expenditure	EGP3 billion/year according to the 2017-2018 budget plan (3)
Source of funding	Tax revenues (1)
Agencies and institutions involved	Ministry of Health and Population; Health Insurance Organization; Ministry of Social Solidarity (1)
Legal framework	
Management information systems	Databases on Information Systems of the Ministry of Health and Population and the Ministry of Social Solidarity (4)
M&E mechanisms and frequency	



References/papers

- [1] Joint Learning Network. 2015. *Egypt: Approaches to covering poor, vulnerable, and informal populations to achieve universal health coverage*. Washington, DC: Joint Learning Network for Universal Health Coverage. Accessed 27 July 2017. <<https://goo.gl/apSt81>>.
 - [2] ILO. 2017. "Inventory of Schemes and Preliminary Draft Matrix for Discussion on Social Protection Floor Assessment (SPF)—Draft." Unpublished report. Geneva: International Labour Organization. Internal archives.
 - [3] *Masrawy News*. 2017. "The Government Allocates 3 billion EGP for the Health Insurance of Persons on Social Pension Plans." *Masrawy News* website. Accessed 2 October 2017. <<https://goo.gl/SMYBiw>>. In Arabic.
 - [4] *Al-Masri Al-Youm News*. 2017. "The Treatment of the Poor Commence Using the Smart Card in Six Governorates After Eid." *Al-Masri Al-Youm News* website. Accessed 2 October 2017. <<http://www.almasryalyoum.com/news/details/974118>>. In Arabic.
-

6. Social Solidarity Pension

Country	Egypt
Programme	Social Solidarity Pension
Previous programme name	
Start date	1980 {1}
Programme objectives	To prevent poverty among households with no able-bodied males {1}
Programme typology	Unconditional cash transfer {1}
Programme components	
Child-sensitive design feature	Benefit increases with the number of household members/children
Conditionalities	
Targeting mechanisms	Means test; categorical targeting; Note that beneficiaries of social pensions are being evaluated in terms of poverty as per the targeting and PMT used for <i>Takaful</i> and <i>Karama</i> , and the programme is being harmonised with <i>Takaful</i> and <i>Karama</i> , with beneficiaries who meet the <i>Takaful</i> programme criteria (i.e. poor household with children) moving to receive <i>Takaful</i> , and those who meet the eligibility criteria for <i>Karama</i> receiving <i>Karama</i> ; a residual group will remain under social pensions, including poor separated and divorced women {3}
Target areas	Nationwide
Target groups	Households with no able-bodied males {1}
Coverage	1.5 million families (7.2 million beneficiaries) {2015} {2}
Number of children covered (if available)	
Eligibility criteria	Beneficiaries must not be receiving another type of pension and must belong to a household with no able-bodied male provider {1}
Eligibility reassessment	
Type of benefits	Cash {1}
Amount of benefits	1-person household: EGP215 2-person household: EGP240 3-person household: EGP275 4-person household: EGP300 {1}
Payment/delivery frequency	Monthly {1}
Benefit delivery mechanism	
Benefit recipients	Head of household {1}
Minimum and maximum duration of benefits	
Programme expenditure	Total annual allocation of EGP6.3 billion {2015} {2}
Source of funding	
Agencies and institutions involved	Ministry of Social Solidarity {1}
Legal framework	Law no. 112/1980 {1}
Management information systems	
M&E mechanisms and frequency	



References/papers

- (1) Sieverding, M., and I. Selwaness. 2012. *Social Protection in Egypt: A Policy Overview*. Cairo: Population Council. Accessed 27 July 2017. <https://www.researchgate.net/publication/312917587_Social_Protection_in_Egypt_A_Policy_Overview>.
- (2) Government of Egypt. 2015. *Egypt's Five Year Macroeconomic Framework and Strategy FY14/15–FY18/19*. Cairo: Economic Ministerial Committee. Accessed 27 July 2017. <<http://www.mof.gov.eg/MOFGallerySource/English/Strategy.pdf>>.
- (3) UNICEF Egypt. 2017. Personal communication.
-

7. *Takaful* and *Karama* (Solidarity and Dignity)

Country	Egypt
Programme	<i>Takaful</i> and <i>Karama</i> (Solidarity and Dignity)
Previous programme name	
Start date	2015 (3)
Programme objectives	To protect poor people through income support (1)
Programme typology	i. <i>Takaful</i> : conditional cash transfers ii. <i>Karama</i> : unconditional cash transfers (3)
Programme components	Cash transfers (2)
Child-sensitive design feature	i. <i>Takaful</i> : supporting children's access to health and education; benefit increases with number of household members/children; programme targets children. ii. <i>Karama</i> : programme targets children (orphans)
Conditionalities	i. <i>Takaful</i> : (a) school enrolment for children aged 6–18, and attendance above the median for secondary students; and (b) four visits a year to health clinics by mothers and children below 6, for child immunisation and/or growth monitoring, antenatal or postnatal care for mothers (3)
Targeting mechanisms	Proxy means test; geographical targeting; categorical targeting (3)
Target areas	Nationwide (by December 2016 the programme was fully operational in all 225 districts; registration was marked in 146 districts) (1)
Target groups	i. <i>Takaful</i> : poor households with children aged 0–18 ii. <i>Karama</i> : poor elderly people, people with disabilities, and orphaned children (2)
Coverage	Total number of individuals enrolled in both programmes: 5,419,846 i. Number of households enrolled in <i>Takaful</i> : 1,126,957; number of individuals receiving <i>Takaful</i> (all household members): 5,337,600 ii. Number of individuals enrolled in <i>Karama</i> (cardholders): 82,246 (67,470 are people with disabilities, 14,559 are elderly people, and 217 are elderly people with disabilities) (up to the 3rd wave of the programme, December 2016) (1)
Number of children covered (if available)	
Eligibility criteria	i. <i>Takaful</i> : children under 18 from poor households ii. <i>Karama</i> : poor elderly people (65 years and older), people with severe/permanent disabilities, and orphaned children (1)
Eligibility reassessment	Not done yet; first reassessment in 2018
Type of benefits	Cash (2)
Amount of benefits	i. <i>Takaful</i> : basic benefit of EGP325 plus EGP60 per child under 6, EGP80 per primary school child, EGP100 per reparatory (middle) school child, EGP140 per high school child (capped at three children) ii. <i>Karama</i> : EGP450 per elderly person/person with a disability (maximum of three beneficiaries per household), EGP350 per orphan (3)
Payment/delivery frequency	Monthly (<i>Takaful</i> used to be paid quarterly, but since January 2017 payment has been monthly) (4)
Benefit delivery mechanism	Via smart cards at a post office, at the Ministry of Social Solidarity's units or at automated teller machines (ATMs) (2)
Benefit recipients	i. <i>Takaful</i> : the wife is the preferred card holder; ii. <i>Karama</i> : each beneficiary has a card (3)
Minimum and maximum duration of benefits	Three years



Programme expenditure	Spending on <i>Takaful</i> and <i>Karama</i> reached EGP1.7 billion during the 2015-2016 fiscal year [4]
Source of funding	Primary funding from the Government of Egypt; loan support from the World Bank Group [1]
Agencies and institutions involved	Government of Egypt; Ministry of Social Solidarity; World Bank [1]
Legal framework	
Management information systems	The management information system is operational; in addition, as of December 2016, the first version of the Unified National Registry (UNR) system was created with connections to five databases, namely: the Food Subsidy System, <i>Takaful</i> and <i>Karama</i> , Social Pensions, Pensions and the Ministry of Education [1]
M&E mechanisms and frequency	Routine monitoring through the management information system; three main evaluations are planned: a targeting evaluation, a process evaluation and an impact evaluation; a process evaluation was the first study conducted and concluded, as of December 2016 [1]
References/papers	<p>[1] MoSS. 2016. <i>TKP Latest Progress Report IV, Jul-Dec 2016</i>. Cairo: Ministry of Social Solidarity. Internal archives.</p> <p>[2] UNICEF Egypt. 2017. Personal communication.</p> <p>[3] World Bank. 2015. <i>Project appraisal document on a proposed loan in the amount of US\$400 Million to the Arab Republic of Egypt for a Strengthening Social Safety Net Project. Report No: PAD611</i>. Washington, DC: World Bank. Accessed 27 July 2017. <http://documents.worldbank.org/curated/pt/944911468023332501/pdf/PAD6110PAD0P14010Box385454B000U0090.pdf>.</p> <p>[4] Ministry of Finance. 2017. <i>The Financial Monthly Bulletin</i> 12(6), April. Cairo: Ministry of Finance. Accessed 27 July 2017. <http://www.mof.gov.eg/MOFGallerySource/English/Reports/monthly/2016/July2016/Full%20version.pdf>.</p>

IRAN: COUNTRY PROFILE

With a population of over 80 million, the Islamic Republic of Iran is the second most populous country in the MENA region (after Egypt). More than 22 million people are under 18 years of age, equivalent to 27 per cent of the population (World Bank 2017a). Iran's HDI was 0.774 in 2015, putting the country in the 'high human development' category (UNDP 2016). Iran has a long history of providing asylum to refugees. It is estimated that up to 3.5 million Afghans—many second or third generation—as well as some 30,000 Iraqi refugees reside in the country (International Conference on Social Protection in Contexts of Fragility and Forced Displacement 2017).

Iran's economy is experiencing improved growth rates, benefiting from the removal of oil sanctions and a recovery in exports (World Bank 2017b). Following years of increasing inflation, inflation dropped from 39.3 per cent in 2013 to 17.2 per cent in 2014, partly because of the ongoing subsidy reform and the devaluation of the national currency (Shahyar 2015). Extreme poverty rates in Iran are low: between 1990 and 2013 the share of the population living below the poverty line of USD1.9 per day decreased from 6 per cent to 0.1 per cent, although in 2014 it rose to 0.3 per cent (World Bank 2017c). However, research by Davarpanah et al. (2013, cited in Shahyar 2015) has shown that children were overrepresented among poor households between 1984 and 2007. The study also shows that the number of poor children whose parents worked in the informal sector was 3.5 times higher than those whose parents worked in the formal sector.

Iran has one of the highest government expenditures on health in the region; it increased from 12.7 per cent of total expenditures in 2011 to 17.5 per cent in 2014 (World Bank 2017c). In 2014 the government introduced universal public health insurance to guarantee coverage of all Iranians, including those who were previously not covered, such as unemployed and poor people (Dehghan 2017). Since 2015, registered refugees can also access the system (Jalali 2015). Iran's education indicators compare relatively well to other countries in the region. The average drop-out rate in the last year of secondary school was 4 per cent in 2011, one of the lowest in the region (UNICEF 2014).

The Iranian Constitution guarantees the right to social security and welfare (Madani 2009; Shahyar 2015). In 2004 the Law of the Comprehensive Welfare and Social Security System established the High Council of Welfare and Social Security, which oversees the coordination, assessment and approval of social security and welfare policies. The Ministry of Welfare and Social Security was also established in 2004. In 2011 it was merged with the Ministries of Labour and Social Affairs, and Cooperatives (Shahyar 2015). The Ministry also administers the State Welfare Organisation (SWO).

After the 1979 revolution, several organisations emerged with the aim to support the vulnerable population. As a result, social security and social protection are currently provided not only by the government but also by non-governmental and para-governmental organisations. The Foundation for the Oppressed, the Foundation for the Martyr, and the Imam Khomeini Relief Committee (IKRC) are among the latter and play an important role in the country's social assistance system. While these organisations receive financial support from the government and are directly supervised by Khomeini, they are not accountable to the government (ibid.).

In 2010, Iran launched one of largest cash transfer programmes in the world. The **Targeted Subsidies Reform Act** was introduced to compensate households for price increases resulting from the gradual removal of bread and energy subsidies. Financed through the revenues from the price increases, a monthly cash transfer of initially IRR445,000 (USD45) was paid per person (IMF 2014). In 2011, transfers amounted to 6.5 per cent of GDP and about 29 per cent of the median household income. Although the real value of the transfer has declined since then due to inflation, the programme was significant in reducing poverty and income inequality levels (Salehi-Isfahani and Mostafavi 2017).

In 2011, 73 million Iranians received cash benefits, costing the government IRR3,300 billion every month (Hassanzadeh 2012). It was originally planned to target only the poorest households; however, administrative difficulties in implementing a means test have resulted in nearly universal coverage (Shahyar 2015).⁵⁵

Apart from the Subsidy Reform Act, a wide range of social assistance programmes exist in Iran. Regarding **school feeding**, more than 14 million schoolchildren received free milk through the Ministry of Education in 2011. In addition, the SWO offers hot meals in rural child care centres, as well as free milk in kindergartens, benefiting 144,321 and 602,327 children, respectively, in 2011. Moreover, several **food supply programmes** are provided for particularly vulnerable groups. The IKRC's plan on nutrition for needy under-6-year-old children and pregnant mothers, for example, reached more than 64,000 children and 5,700 pregnant mothers in 2011. The IKRC and the SWO also support **orphans** through cash and in-kind transfers. In 2011 nearly 324,800 orphans received support through the IKRC's Ekram Plan (Sani et al. 2014).

In addition, the IKRC administers **two cash transfer programmes**. The Shahid Rajaei Project provides financial support to poor elderly rural dwellers and nomads. In 2013 the programme reached about 1.38 million people. The Aid Project aims at providing financial support to households with no adult head and households headed by people with disabilities. In 2013 over 2.6 million people received permanent support, and 2 million people *ad hoc* support through the programme. **Non-contributory health insurance** is provided through the Villagers and Nomads Social Insurance Fund at the Ministry of Cooperatives, Labour and Social Welfare, covering 947,813 households in 2011. Furthermore, both the IKRC and the SWO provide health insurance to women-headed households. In addition, the IKRC supported nearly 1.2 million beneficiaries in 2013 through **medical services and insurance** (Government of Iran 2013).

Iran stands out as the first country in the region to finance a large-scale cash transfer programme through revenues from subsidy reforms. Given the multiplicity of social protection providers in Iran, a wide range of programmes, often of a very similar nature, exist in parallel to each other. While these are important initiatives, improving coordination across programmes remains crucial to address children's vulnerabilities more effectively.

55. According to UNICEF Iran, a more targeted direct means-test is currently being implemented.

REFERENCES

- Dehghan, S.K. 2017. "Rouhanicare: Iranian president's unsung domestic success." *The Guardian* website. Accessed 2 October 2017. <<https://www.theguardian.com/world/2017/sep/04/rouhanicare-iran-president-unsung-domestic-success-healthcare-hassan-rouhani>>.
- Government of Iran. 2013. *Iran Statistical Yearbook 1392*. Tehran: Government of Iran.
- Hassanzadeh, E. 2012. "Recent Developments in Iran's Energy Subsidy Reforms." *Policy Brief*. Manitoba: International Institute for Sustainable Development.
- IMF. 2014. "Islamic Republic of Iran Selected Issues." *IMF Country Report*, no. 14/94. Washington, DC: International Monetary Fund.
- International Conference on Social Protection in Contexts of Fragility and Forced Displacement. 2017. "Country Profile Iran." Document published at the International Conference on Social Protection in Contexts of Fragility and Forced Displacement 2017, Brussels, 28–29 September 2017.
- Jalali, S. 2015. "For refugees in Iran, health plan brings care and comfort." United Nations High Commissioner for Refugees website. Accessed 2 October 2017. <<http://unhcr.org.ir/en/news/1345/For-refugees-in-Iran,-health-plan-brings-care-and-comfort->>>.
- Madani, S. 2009. *A Comprehensive Research on the Welfare System in Iran (with focus on Social Protection)*. Tehran: United Nations Children's Fund Iran. Internal archives.
- Salehi-Isfahani, D., and M.H. Mostafavi-Dehzoeei. 2017. "Cash Transfers and Labor Supply: Evidence from A Large-Scale Program in Iran." *Working Paper*, no. 1090. Giza: Economic Research Forum.
- Sani, M.S. et al. 2014. *A study on the child-sensitive social protection services in Iran. A general outline with a focus on multidimensional child poverty reduction*. Tehran: University of Social Welfare and Rehabilitation Sciences. Internal archives.
- Shahyar, S. 2015. *Social Policy in Iran: Mapping the Environment*. Tehran: United Nations Children's Fund Iran. Internal archives.
- UNDP. 2016. *Human Development Report 2016*. New York: United Nations Development Programme.
- UNICEF. 2014. *Regional Report on Out-of-school children*. Amman: United Nations Children's Fund Middle East and North Africa Regional Office.
- World Bank. 2017a. "Health Nutrition and Population Statistics." World Bank website. Accessed 28 October 2017. <<http://databank.worldbank.org/data/reports.aspx?source=health-nutrition-and-population-statistics>>.
- World Bank. 2017b. "The World Bank In Islamic Republic of Iran." World Bank website. Accessed 7 September 2017. <<http://www.worldbank.org/en/country/iran/overview>>.
- World Bank. 2017c. "World Development Indicators." World Bank website. Accessed 7 September 2017. <<http://data.worldbank.org/data-catalog/world-development-indicators>>.

IRAN: PROGRAMME PROFILES⁵⁶

1. Cash Transfer Programmes for Vulnerable Families

Country	Iran (Islamic Republic of)
Programmes	i. Shahid Rajaei Project (IKRC) ii. Aid Project (IKRC) iii. Allowances for low-income families (SWO)
Previous programme name	
Start date	i. Shahid Rajaei Project: 1980 (3)
Programme objectives	i. Shahid Rajaei Project: to provide financial support to poor elderly people in rural areas and nomads and their dependents (1) ii. Aid Project: to provide regular or <i>ad hoc</i> financial support to guardianless households, and household heads with disabilities (1) iii. Allowances for low-income families: to provide unconditional cash transfers to low-income families (2)
Programme typology	i. Shahid Rajaei Project: unconditional cash transfers, health care insurance ii. Aid Project: unconditional cash transfers iii. Allowances for low-income families: unconditional cash transfers
Programme components	
Child-sensitive design feature	i. Shahid Rajaei Project: supporting children's access to education and health
Conditionalities	
Targeting mechanisms	i. Shahid Rajaei Project: categorical, geographical ii. Aid Project: categorical iii. Allowances for low-income families: means-tested
Target areas	i. Shahid Rajaei Project: rural areas (1)
Target groups	i. Shahid Rajaei Project: poor elderly people in rural areas and nomads over 60 and their dependents (1) ii. Aid Project: guardianless households, and household heads with disabilities (1) iii. Allowances for low-income families: low-income families (2)
Coverage	i. Shahid Rajaei Project: about 1.38 million people aged 60 and over and their dependents were covered in 2013 (an increase of 1.2 per cent from the previous year) (1) ii. Aid Project: over 2.6 million people received permanent support, and over 2 million people received <i>ad hoc</i> support (increases of 5.1 per cent and 23.9 per cent, respectively, from the previous year) (1)
Number of children covered (if available)	
Eligibility criteria	
Eligibility reassessment	
Type of benefits	i. Shahid Rajaei Project: cash, in-kind (1); programme has been expanded to also provide children of family members with student loans and health care insurance (3) ii. Aid Project: cash (1) iii. Allowances for low-income families: cash (1)
Amount of benefits	

56. Please note that the structure of this programme profile was organised differently from other profiles, listing the different schemes by type of programme and mentioning the various agencies or departments implementing them. This was done to reduce the large number programme tables.

Payment/delivery frequency	Shahid Rajaei Project: monthly [1] Aid Project: regular or <i>ad hoc</i> [1]
Benefit delivery mechanism	
Benefit recipients	
Minimum and maximum duration of benefits	
Programme expenditure	Amount of benefits for i. Shahid Rajaei Project and ii. Aid Project together: IRR24,572,388 million (2013) [1] iii. Allowances for low-income families: budget (2011): IRR184.407 billion (whole country); IRR5.112 billion (South Kerman) [2]
Source of funding	
Agencies and institutions involved	i. Shahid Rajaei Project: IKRC [1] ii. Aid Project: IKRC [1] iii. Allowances for low-income families: SWO (Bureau of Women and Families Empowerment) [2]
Legal framework	iii. Allowances for low-income families: Law on support for women and orphans 2006 [2]
Management information systems	
M&E mechanisms and frequency	
References/papers	[1] Government of Iran. 2013. <i>Iran statistical yearbook 1392</i> , 15. <i>Welfare and social security</i> . Tehran: Government of Iran. Accessed 28 July 2017. < http://irandataportal.syr.edu/wp-content/uploads/WELFARE-AND-SOCIAL-SECURITY.pdf >. [2] Sani, M.S. et al. 2014. <i>A study on the child-sensitive social protection services in Iran. A general outline with a focus on multidimensional child poverty reduction</i> . Tehran: University of Social Welfare and Rehabilitation Sciences. Internal archives. [3] COMCEC. 2016. <i>Accessibility of Vulnerable Groups to Social Protection Programmes in the OIC Member Countries</i> . Ankara: Standing Committee for Economic and Commercial Cooperation of the Organization of Islamic Cooperation. Accessed 28 July 2017. < http://www.mod.gov.tr/Lists/RecentPublications/Attachments/101/Accessibility%20of%20Vulnerable%20Groups%20to%20Social%20Protection.pdf >.

2. Food, Fuel and Electricity Subsidies

Country	Iran (Islamic Republic of)
Programme	Food, Fuel and Electricity Subsidies (1)
Previous programme name	
Start date	
Programme objectives	
Programme typology	Food, fuel and electricity subsidies (1)
Programme components	Subsidies covered major petroleum products and natural gas, as well as electricity, water, bread, wheat, rice, cooking oil, milk, sugar, postal services and air and rail transportation services (1) Subsidies are gradually being replaced; the second phase of the subsidy reform plan began in Spring 2014, involving a more gradual fuel price adjustment than previously envisaged (2) (see also Targeted Subsidy Reform Act)
Child-sensitive design feature	
Conditionalities	
Targeting mechanisms	Universal
Target areas	Nationwide
Target groups	Universal
Coverage	
Number of children covered (if available)	
Eligibility criteria	
Eligibility reassessment	
Type of benefits	Subsidised prices
Amount of benefits	
Payment/delivery frequency	
Benefit delivery mechanism	
Benefit recipients	
Minimum and maximum duration of benefits	
Programme expenditure	
Source of funding	Government
Agencies and institutions involved	
Legal framework	
Management information systems	
M&E mechanisms and frequency	
References/papers	(1) IMF. 2014. <i>Islamic Republic of Iran—Selected Issues</i> . Washington, DC: International Monetary Fund. Accessed 28 July 2017. < https://www.imf.org/external/pubs/ft/scr/2014/cr1494.pdf >. (2) World Bank. 2017. “The World Bank in Islamic Republic of Iran.” World Bank website. Accessed 2 October 2017. < http://www.worldbank.org/en/country/iran/overview >.

3. Nomads and Social Insurance Fund

Country	Iran
Programmes	i. Villagers and Nomads Social Insurance Fund (Government) ii. Social Insurance for Female Heads of Households (IKRC) iii. Social Insurance for Female Heads of Households (SWO)
Previous programme name	
Start date	
Programme objectives	
Programme objectives	iii. Social Insurance for Female Heads of Households (SWO): to support the empowerment of female heads of households by providing social services such as insurance (2)
Programme typology	Non-contributory health insurance
Programme components	
Child-sensitive design feature	
Conditionalities	
Targeting mechanisms	i. Villagers and Nomads Social Insurance Fund: geographical, categorical ii. and iii. Social Insurance for Female Heads of Households: categorical (1) (2)
Target areas	Rural and urban areas (1) (2)
Target groups	Villagers and nomads; female heads of households (1) (2)
Coverage	i. Villagers and Nomads Social Insurance Fund: 947,813 households (2011) (1) ii. Social Insurance for Female Heads of Households (IKRC): 145,103 beneficiaries (2011) (1) iii. Social Insurance for Female Heads of Households (funded by SWO): 51,212 female heads of households in urban areas and 37,790 female heads of households in rural areas (2012) (2)
Number of children covered (if available)	
Eligibility criteria	i. Villagers and Nomads Social Insurance Fund: all persons who are living in villages and have been staying in the village for at least six months (1) ii. and iii. Social Insurance for Female Heads of Households: women or girls without a caregiver due to various reasons (divorce or the death of the household head) and those with an inappropriate or incompetent caregiver (drug abuser, prison inmate, missing, sick, unemployed, person with a disability) (2)
Eligibility reassessment	
Type of benefits	Non-contributory health insurance and social insurance benefits (social insurance benefits are only free for women heads of households; for villagers, the social insurance component has a contributory character) (3)
Amount of benefits	
Payment/delivery frequency	
Benefit delivery mechanism	
Benefit recipients	
Minimum and maximum duration of benefits	
Programme expenditure	
Source of funding	



Agencies and institutions involved	<ul style="list-style-type: none"> i. Villagers and Nomads Social Insurance Fund: government ii. Social Insurance for Female Heads of Households: IKRC iii. Social Insurance for Female Heads of households: SWO (1) (2)
Legal framework	
Management information systems	
M&E mechanisms and frequency	
References/papers	<p>(1) Government of Iran. 2013. <i>Iran statistical yearbook 1392, 15. Welfare and social security</i>. Tehran: Government of Iran. Accessed 28 July 2017. <http://irandataportal.syr.edu/wp-content/uploads/WELFARE-AND-SOCIAL-SECURITY.pdf>.</p> <p>(2) Government of Iran. 2014. <i>Health and socioeconomic status of female-headed households: support policies and programs</i>. Tehran: Statistical Research and Training Center, Government of Iran. Accessed 28 July 2017. <http://iran.unfpa.org/sites/default/files/pub-pdf/Female-Headed%20Households.pdf>.</p> <p>(3) UNICEF Iran. 2017. Personal communication.</p>

4. Powdered Milk and Food Supply Programmes

Country	Iran (Islamic Republic of)
Programmes	i. Powdered milk distribution management (Ministry of Health) ii. Supply of powdered milk programme (SWO) iii. Plan on nutrition for needy under-6-year-old children and pregnant mothers (IKRC)
Previous programme name	
Start date	
Programme objectives	
Programme typology	Unconditional in-kind transfers
Programme components	
Child-sensitive design feature	Supporting children's access to nutrition; programmes target children
Conditionalities	
Targeting mechanisms	Categorical (although further information on how beneficiaries are selected has not been found)
Target areas	
Target groups	i. Powdered milk distribution management: children younger than 1 year ii. Supply of powdered milk programme: nurseries, needy families and those with a disabled member of multiple births iii. Plan on nutrition for needy under-6-year-old children and pregnant mothers: needy under-6-year-old children and pregnant mothers
Coverage	
Number of children covered (if available)	iii. Plan on nutrition for needy under-6-year-old children and pregnant mothers: 64,688 children; 5,724 pregnant mothers (2011)
Eligibility criteria	i. Powdered milk distribution management: children younger than 1 year who are deprived of breast milk
Eligibility reassessment	
Type of benefits	In-kind (powdered milk or food)
Amount of benefits	
Payment/delivery frequency	
Benefit delivery mechanism	i. Powdered milk distribution management: direct, in some cases through coupons
Benefit recipients	
Minimum and maximum duration of benefits	
Programme expenditure	iii. Plan on nutrition for needy under-6-year-old children and pregnant mothers: IRR117.9 billion (2011)
Source of funding	
Agencies and institutions involved	i. Powdered milk distribution management: Ministry of Health (Office of Child Health) ii. Supply of powdered milk programme: SWO (Bureau of Family and Women's Empowerment) iii. Plan on nutrition for needy under-6-year-old children and pregnant mothers: IKRC



Legal framework	<ul style="list-style-type: none"> i. Powdered milk distribution management: Cabinet ratification 1387 ii. Supply of powdered milk programme: executive guidelines of food poverty reduction plans for low-income families 1389 iii. Plan on nutrition for needy under-6-year-old children and pregnant mothers: Statute of the IKRC 1978; Law on Protection of Women and Orphans 1992; General policies of the Fourth Plan of the IKRC 2006; General policies of the Fourth Plan of the IKRC 2005–2009; Ratifications of the Strategic Fifth Five-Year Plan of the IKRC 2011
Management information systems	
M&E mechanisms and frequency	
Reference/paper	<p>Sani, M.S. et al. 2014. <i>A study on the child-sensitive social protection services in Iran. A general outline with a focus on multidimensional child poverty reduction</i>. Tehran: University of Social Welfare and Rehabilitation Sciences. Internal archives.</p>

5. Programmes Providing Support to Orphans

Country	Iran (Islamic Republic of)
Programme	i. Orphans in the Ekram Plan (IKRC) ii. Allowances to Orphans (SWO) iii. Allowances to Foster Families (SWO)
Previous programme name	
Start date	
Programme objectives	
Programme typology	i. Orphans in the Ekram Plan: unconditional cash transfer; unconditional in-kind transfer ii. Allowances to Orphans: unconditional cash transfer iii. Allowances to Foster Families: unconditional cash transfer
Programme components	
Child-sensitive design feature	Programme targets children
Conditionalities	
Targeting mechanisms	Categorical
Target areas	
Target groups	Orphaned children
Coverage	
Number of children covered (if available)	i. Orphans in the Ekram Plan: 324,758 beneficiaries (2011)
Eligibility criteria	
Eligibility reassessment	
Type of benefits	i. Orphans in the Ekram Plan: cash and in-kind ii. Allowances to Orphans and iii. Allowances to Foster Families: cash
Amount of benefits	
Payment/delivery frequency	
Benefit delivery mechanism	
Benefit recipients	
Minimum and maximum duration of benefits	
Programme expenditure	ii. Allowances to Orphans: budget (2011): IRR2.750 billion iii. Allowances to Foster Families: budget (2011): IRR223.170 billion (includes budget for subsidies paid to NGOs taking care of orphans)
Source of funding	
Agencies and institutions involved	i. Orphans in the Ekram Plan: IKRC ii. Allowances to Orphans: SWO (Bureau of Children and Young Adults' Affairs) iii. Allowances to Foster Families: SWO (Social Vulnerabilities Bureau)
Legal framework	i. Orphans in the Ekram Plan: IKRC Statute 1978; Law on support for women and orphans 1992 ii. Allowances to Orphans: Law on support for women and orphans 2006; specialised instruction of care for children under the coverage of SWO 2009 iii. Allowances to Foster Families: Law on support for women and orphans 2006
Management information systems	



M&E mechanisms and frequency	
Reference/paper	Sani, M.S. et al. 2014. <i>A study on the child-sensitive social protection services in Iran. A general outline with a focus on multidimensional child poverty reduction</i> . Tehran: University of Social Welfare and Rehabilitation Sciences. Internal archives.

6. School Feeding Programmes

Country	Iran (Islamic Republic of)
Programmes	i. Free milk distribution in schools (provided by the Ministry of Education) ii. One hot meal in rural child-care centres (provided by SWO) iii. Free milk distribution in kindergartens (provided by SWO)
Previous programme name	
Start date	
Programme objectives	To provide school meals for children
Programme typology	School feeding programme
Programme components	
Child-sensitive design feature	Supporting children's access to education and nutrition; programmes target children
Conditionalities	Attendance
Targeting mechanisms	Categorical
Target areas	
Target groups	Children
Coverage	
Number of children covered (if available)	i. Free milk distribution in schools: 14,450,000 beneficiaries (2011) ii. One hot meal in rural child-care centre: 144,321 beneficiaries (2011) iii. Free milk distribution in kindergartens: 602,327 beneficiaries (2011)
Eligibility criteria	
Eligibility reassessment	
Type of benefits	In-kind
Amount of benefits	
Payment/delivery frequency	
Benefit delivery mechanism	
Benefit recipients	
Minimum and maximum duration of benefits	
Programme expenditure	i. Free milk distribution in schools: IRR3,000 billion (2011) (ratified in the budget law of 2011)
Source of funding	
Agencies and institutions involved	i. Free milk distribution in schools: Education Ministry (National School Milk Committee); Agriculture Jihad; Supreme Council of Economy ii. One hot meal in rural child-care centres: SWO iii. Free milk distribution in kindergartens: SWO
Legal framework	i. Free milk distribution in schools: Cabinet ratification 1387 ii. One hot meal in rural child-care centres: executive guidelines of food poverty reduction plans for low-income families 1389 iii. Free milk distribution in kindergartens: Cabinet ratification 1387
Management information systems	



M&E mechanisms and frequency

Reference/paper

Sani, M.S. et al. 2014. *A study on the child-sensitive social protection services in Iran. A general outline with a focus on multidimensional child poverty reduction*. Tehran: University of Social Welfare and Rehabilitation Sciences. Internal archives.

7. Targeted Subsidies Reform Act

Country	Iran (Islamic Republic of)
Programme	Targeted Subsidies Reform Act
Previous programme name	
Start date	2010 (1)
Programme objectives	To replace direct price subsidies with universal cash transfers to households and absorb the increase of the prices of all major petroleum products and natural gas as well as electricity, water and bread (1)
Programme typology	Unconditional cash transfer
Programme components	The Reform Act envisaged the replacement of product subsidies with targeted transfers to the population, with some assistance to Iranian companies and the government. The Reform Act stipulated that households would receive at least 50 per cent of the increase in revenues derived from the reform. Initially, the benefits were to be paid in cash, while in a second phase, some of the additional revenues were to be used to support higher social benefits and public goods. 30 per cent of the additional revenues were to be used to assist Iranian companies restructure to adjust to the new, dramatically higher energy costs. The remaining 20 per cent of the additional revenues would go to the government to cover its own higher energy bill (5)
Child-sensitive design features	Benefit increases with the number of household members/children
Conditionalities	
Targeting mechanisms	Means test
Target areas	Nationwide
Target groups	Gradually becoming a targeted programme as the highest income deciles are being excluded through direct means-testing (5)
Coverage	73 million between December 2010 and December 2011 (6)
Number of children covered (if available)	
Eligibility criteria	All Iranians were eligible (1); the application could be completed electronically or by hand (4)
Eligibility reassessment	It is an ongoing and phased process; the government has phased out the highest income decile through means-testing since 2010 (5)
Type of benefits	Cash (1)
Amount of benefits	IRR445,000 (USD45) per month for each person in the household, at the beginning of the reform (1)
Payment/delivery frequency	Bi-monthly (3)
Benefit delivery mechanism	Bank account deposit (1)
Benefit recipients	Head of household, commonly a man; a widow's certificate was required to register a woman as the head of the household (4)
Minimum and maximum duration of benefits	
Programme expenditure	3.4 per cent of GDP in 2016 (7)
Source of funding	Government: 50 per cent of the revenue resulting from price increases (1)
Agencies and institutions involved	Targeted Subsidies Organisation (under the Planning and Budgeting Organisation/President's Office); Ministry of Cooperatives, Labour and Social Welfare (5)
Legal framework	Targeted Subsidy Reform Law (1) (2)



Management information systems	Integrated Iranian Welfare Information System: a comprehensive information system that covers and links all forms of social transfers and benefits as well as income and assets (except for bank accounts) with the unique national ID of individuals; it covers almost the whole population of the country, as it is based on the vital databank of the Civil Registration Organisation and national ID numbers [5]
M&E mechanisms and frequency	
References/papers	<p>[1] IMF. 2014. <i>Islamic Republic of Iran—Selected Issues</i>. Washington, DC: International Monetary Fund. Accessed 28 July 2017. <https://www.imf.org/external/pubs/ft/scr/2014/cr1494.pdf>.</p> <p>[2] Silva, J., V. Levin, and M. Morgandi. 2013. <i>Inclusion and Resilience: MENA Development Report</i>. Washington, DC: World Bank. Accessed 28 July 2017. <https://openknowledge.worldbank.org/bitstream/handle/10986/14064/9780821397718.pdf?sequence=1&isAllowed=y>.</p> <p>[3] Guillaume D., R. Zyteck, and M.R. Farzin. 2011. <i>Iran: The chronicles of the subsidy reform</i>, no. 11-167. Washington, DC: International Monetary Fund. Accessed 28 July 2017. <https://www.imf.org/en/Publications/WP/Issues/2016/12/31/Iran-The-Chronicles-of-the-Subsidy-Reform-25044>.</p> <p>[4] Salehi-Isfahani, D., B. Wilson Stucki, and J. Deutschmann. 2015. “The reform of energy subsidies in Iran: The role of cash transfers.” <i>Emerging Markets Finance and Trade</i> 51(6):1144–1162. Accessed 28 July 2017. <http://www.tandfonline.com/doi/abs/10.1080/1540496X.2015.1080512>.</p> <p>[5] UNICEF Iran. 2017. Personal communication.</p> <p>[6] Hassanzadeh, E. 2012. “Recent Developments in Iran’s Energy Subsidy Reforms.” <i>Policy Brief</i>. Manitoba: International Institute for Sustainable Development. Accessed 2 October 2017. <https://www.iisd.org/gsi/sites/default/files/pb14_iran.pdf>.</p> <p>[7] World Bank. 2017. “The World Bank In Islamic Republic of Iran.” World Bank website. Accessed 2 October 2017. <http://www.worldbank.org/en/country/iran/overview>.</p>

8. Medical Services and Insurance

Please see ‘Additional programmes’ on page 336.

IRAQ: COUNTRY PROFILE

The Republic of Iraq shares its largest land borders with Iran, Syria and Saudi Arabia. The country's population is largely composed of children: of its total 37.2 million inhabitants, 5.7 million (15.4 per cent) are children under the age of 5, and 17.46 million (46 per cent) are below the age of 18 (World Bank 2017a). Despite being classified as an upper-middle-income country, Iraq's HDI of 0.649 is below the regional average for the Middle East (0.704)⁵⁷ and ranks 121st of 188 countries (World Bank 2017b; UNDP 2016).

Throughout history, Iraq's population has witnessed numerous armed conflicts. Since 2014 a new humanitarian crisis has significantly affected children's well-being and access to social safety nets, especially in Isis-held territories and where the conflict caused the destruction of education and health facilities. In 2017 the number of internally displaced persons (IDPs) was estimated at 3.4 million, and one third of Iraq's population requires humanitarian assistance (OCHA 2017). A lack of civil documents is a major challenge for IDPs, as most government benefits and services require legal identification for access (International Conference on Social Protection in Contexts of Fragility and Forced Displacement 2017). Children account for approximately half of IDPs, and one in every five Iraqi children is at risk of injury, death, sexual violence, recruitment or abduction (UNICEF 2016).

According to the latest Household Socio-Economic Survey (2012), 18.9 per cent of the population live below the national poverty line (IQD105,500/month). Children are particularly affected and account for 57.6 per cent of all poor people (3.7 million). Multidimensional poverty among children is alarming, with one in three children being deprived in at least one dimension.⁵⁸ The situation is particularly alarming for children aged between 0 and 4: 48 per cent of them are deprived in at least two dimensions. Poverty levels are particularly concentrated in the Ninewa and Wassit regions (UNICEF 2017).

Social protection in Iraq falls under the responsibility of the Ministry of Labour and Social Affairs, with support from the Ministry of Finance, the Ministry of Planning and the Ministry of Displacement and Migration (Alzobaidee 2015). Between 2007 and 2012 only 12.5 per cent of poor people received public cash transfers, leaving 5.6 million Iraqis unattended (UNICEF 2017). In April 2014 the Iraqi parliament enacted a new Social Protection Law, which established the Social Protection Commission as the main body managing social assistance in the country. The legislation stipulates that living on an income below the national poverty line is the key eligibility criterion for all social assistance programmes, with proxy means-testing as the main targeting system. In the same year, the *Iraq Social Protection Strategic Roadmap 2015–2019* was adopted, emphasising the government's commitment to building a more integrated and comprehensive social protection system (Alkhoja et al. 2016).

The largest non-contributory social protection scheme in the country is the public distribution system referred to as **Ration Cards**. First launched in 1991, the universal in-kind transfer aims to provide basic food items to improve the nutritional status of the population and particularly among children (Kurshid 2017). Since the outbreak of the war in 2003, the programme has been partially disrupted, and IDPs have limited access to the programme (UNICEF 2017). To address the needs of IDPs, the Ministry of Migration and Displacement administers a humanitarian assistance programme to support registered displaced families and individuals with a grant of IQD1 million (approx. USD800). Other humanitarian cash assistance programmes are provided by international development partners and coordinated by the Cash Working Group (Khurshid 2017).

57. The average for the 20 MENA countries considered in this study was calculated by the authors based on UNDP (2016).

58. According to UNICEF (2017, 31–32), multidimensional child poverty comprises eight dimensions, which are dependent on age: nutrition, health, water, sanitation, housing, information, education and protection. Information and education are specific to school-age children (5–17 years), while protection only applies to children aged 5–14 due to data limitations.

In 2016, 90 per cent of Iraqi households (33 million people) received subsidised food commodities, while the programme's expenditure was reported to be 0.6 per cent of GDP (IMF 2017a). A reform was initiated in 2007 to reduce the amount of food provided through the scheme (UNICEF 2017), and in 2016 the targeting changed to exclude high-income households and certain government employees. The Ration Cards scheme is vital to Iraq's poor population, and it is estimated that over 70 per cent of total daily caloric intake among the two lowest consumption deciles can be attributed to the programme (IMF 2017a). Despite government efforts to ensure food security, 22 per cent of children in Iraq suffer from stunting, while the under-5 mortality rate is relatively high when compared to other countries in the region (37 deaths per 1,000 births) (CSO and KRSO 2012).

In 2005 the **Social Protection Network** was launched as a UCT scheme to support vulnerable groups, especially minor orphans, married students and people with disabilities (Alzobaidee 2015). As stipulated by the 1980 Social Welfare Law, benefit levels increase with the number of household members, up to a maximum of four people, and higher benefits are paid to female-headed households.⁵⁹ The programme expanded from 950,000 beneficiary households in 2016 (Alkhoja et al. 2016) to about 1 million in 2017, and is estimated to account for 1.8 per cent of total public expenditure in 2017.⁶⁰ In addition to the Social Protection Network, the government introduced a pilot project to incentivise beneficiaries to use education and health-related services, such as vaccination and ante- and postnatal care (UNICEF 2017).

Despite growing pressure to introduce subsidy reforms for fiscal consolidation due to price volatility on the oil market, the government's spending on **fuel and electricity subsidies** remains high. A more progressive tariff structure for the electricity sector was introduced in January 2016, charging higher rates for higher consumption. Energy price subsidies decreased from 7.7 per cent of GDP in 2013 to 2.2 per cent of GDP in 2016 (IMF 2017b).

Iraq's young population holds great potential for the country's future prospects, but to ensure success, policies need to prioritise child and youth development (UNDP 2014). In addition, the provision of documentation support is crucial to re-establish access to social protection schemes, with primary attention to the legal vulnerability of IDPs. The detrimental effects of long-term armed conflict in the country continue to disproportionately affect vulnerable groups, including children. Therefore, the continuous improvement and expansion of social protection programmes and increasing investments in human capital formation are crucial for the country's reconstruction and future development.

59. Information provided by UNICEF Iraq.

60. Information provided by UNICEF Iraq.

REFERENCES

- Alkhoja, G., R. Neman, and S. Hariz. 2016. "Social Safety Nets in Iraq: Reform in a Time of Fragility, Conflict, and Violence." *MENA Knowledge and Learning Quick Notes Series*, no. 161. Washington, DC: World Bank.
- Alzobaidee, H.L.K. 2015. *Social Protection and Safety Nets in Iraq*. Brighton: Institute of Development Studies.
- CSO and KRSO. 2012. *Iraq Multiple Indicator Cluster Survey 2011, Final Report*. Baghdad: Central Statistics Organization and Kurdistan Regional Statistics Office.
- IMF. 2017a. "Iraq: Selected Issues." *IMF Country Report*, no. 17/252. Washington, DC: International Monetary Fund.
- IMF. 2017b. *If Not Now, When? Energy Price Reform in Arab Countries. Annual Meeting of Arab Ministers of Finance. April 2017, Rabat, Marrocco*. Washington, DC: International Monetary Fund.
- International Conference on Social Protection in Contexts of Fragility and Forced Displacement. 2017. "Country Profile Iraq." Document published at the International Conference on Social Protection in Contexts of Fragility and Forced Displacement, Brussels, 28–29 September 2017.
- Khurshid, A. 2017. "Iraq's social safety nets: the need for reform." *Policy in Focus* 14(3). Brasília: International Policy Centre for Inclusive Growth.
- OCHA. 2017. *2017 Humanitarian Response Plan Advance Executive Summary: Iraq*. Baghdad: United Nations Office for the Coordination of Humanitarian Affairs.
- UNDP. 2014. *Iraq Human Development Report 2014—Iraq youth: challenges and opportunities*. Baghdad: United Nations Development Programme and Ministry of Planning.
- UNDP. 2016. *Human Development Report 2016. Briefing note for countries on the 2016 Human Development Report Iraq*. New York: United Nations Development Programme.
- UNICEF. 2016. *A heavy price for children: violence destroys childhoods in Iraq*. Bagdad: United Nations Children's Fund Iraq.
- UNICEF. 2017. *Child poverty in Iraq*. Bagdad: United Nations Children's Fund Iraq and Ministry of Planning.
- World Bank. 2017a. "Health Nutrition and Population Statistics." World Bank website. Accessed 28 October 2017. <<http://databank.worldbank.org/data/reports.aspx?source=health-nutrition-and-population-statistics>>.
- World Bank. 2017b. "World Development Indicators." World Bank website. Accessed 24 August 2017. <<http://data.worldbank.org/data-catalog/world-development-indicators>>.

IRAQ: PROGRAMME PROFILES

1. Energy Subsidies

Country	Iraq
Programme	Energy Subsidies
Previous programme name	
Start date	
Programme objectives	
Programme typology	Subsidy
Programme components	Energy subsidies
Child-sensitive design feature	
Conditionalities	
Targeting mechanisms	Universal
Target areas	Nationwide
Target groups	Universal
Coverage	
Number of children covered (if available)	
Eligibility criteria	
Eligibility reassessment	
Type of benefits	Subsidised prices
Amount of benefits	
Payment/delivery frequency	
Benefit delivery mechanism	
Benefit recipients	
Minimum and maximum duration of benefits	
Programme expenditure	2.2 per cent of GDP in 2016
Source of funding	
Agencies and institutions involved	
Legal framework	
Management information systems	
M&E mechanisms and frequency	
Reference/paper	IMF. 2017. <i>If Not Now, When? Energy Price Reform in Arab Countries</i> . Annual Meeting of Arab Ministers of Finance. April 2017, Rabat, Morocco. Washington, DC: International Monetary Fund. Accessed 29 September 2017. < http://www.imf.org/en/Publications/Policy-Papers/Issues/2017/06/13/if-not-now-when-energy-price-reform-in-arab-countries >.

2. Iraq Public Distribution System (PDS—Ration Cards)

Country	Iraq
Programme	Ration Cards { 1 }
Previous programme name	Iraq Public Distribution System (PDS)
Start date	1990 { 1 }
Programme objectives	To achieve food security and counteract the debilitating effects of the economic sanctions imposed on Iraq in 1990, by providing families with basic food items { 2 }
Programme typology	In-kind transfers { 1 }
Programme components	
Child-sensitive design feature	Supporting children's access to nutrition (children's milk)
Conditionalities	
Targeting mechanisms	Means test { 1 }
Target areas	Nationwide
Target groups	All except high-income households { 4 }
Coverage	In 2016, 90 per cent of Iraqi households (33 million people) received subsidised food commodities, while the programme's expenditure was reported to be 0.6 per cent of GDP { 3 }
Number of children covered (if available)	
Eligibility criteria	The entire population of Iraq used to be eligible for a nominal fee (equivalent to USD0.16 per person per month) { 1 }, but since 2016, people with income higher than USD1,100 and government employees who are Director-Generals or above have not received PDS { 4 }
Eligibility reassessment	
Type of benefits	Provision of essential food products { 2 }
Amount of benefits	A basket of 10 products providing 100 per cent of the minimum daily caloric requirement { 1 }: wheat flour (9 kg/card/person/month), rice (3 kg), sugar (2 kg), vegetable oil (1 litre) and children's milk (3 packs of 450 g each) { 3 }
Payment/delivery frequency	Monthly; due to the country's economic downturn and conflict, the distribution has been disrupted and was delivered quarterly in 2017 { 4 }
Benefit delivery mechanism	In-kind
Benefit recipients	
Minimum and maximum duration of benefits	
Programme expenditure	IQD3.213 trillion; 3.2 per cent of government spending in 2017 { 4 }
Source of funding	Government
Agencies and institutions involved	Ministry of Trade; Ministry of Commerce { 1 }
Legal framework	
Management information systems	Tracking system { 4 }
M&E mechanisms and frequency	Survey of the social and economic status of families in Iraq { 2 }; 2012 Household Socio-economic Survey { 2 }
References/papers	{ 1 } World Bank. 2007. Considering the Future of the Iraqi Public Distribution System. Washington, DC: World Bank. Accessed 27 May 2017. < https://goo.gl/RK1vcY >. { 2 } Alzobaidee, H.L.K. 2015. <i>Social Protection and Safety Nets in Iraq</i> . Brighton: Institute of Development Studies. Accessed 26 May 2017. < http://www.ids.ac.uk/files/dmfile/SocialprotectionandsafetynetsinIraq.pdf >. { 3 } IMF. 2015. "Iraq: Selected Issues." <i>IMF Country Report</i> , no. 17/252. Washington, DC: International Monetary Fund. Accessed 26 May 2017. < https://www.imf.org/external/pubs/cat/longres.aspx?sk=43199.0 >. { 4 } UNICEF Iraq. 2017. Personal communication.

3. Social Protection Network

Country	Iraq
Programme	Social Protection Network
Previous programme name	
Start date	2005 { 1 }
Programme objectives	To redistribute income in favour of poor people { 2 }
Programme typology	Unconditional cash transfers { 2 }
Programme components	Cash transfers { 2 }
Child-sensitive design feature	Benefit increases with the number of household members/children; programme targets children
Conditionalities	
Targeting mechanisms	Categorical; means-tested { 1 }
Target areas	Nationwide
Target groups	Unemployed people; people with disabilities (blind and quadriplegic patients, regardless of age, disability and work entirely from the age of 15 years and above); minor orphans; married students (to be supported until the completion of their undergraduate studies); families of inmates and missing people; those who are completely unable to work due to old age or illness (men and women); heads of families who are unable to work due to acts of terrorism (by 50 per cent or more); widows; displaced populations; and divorcees { 1 }
Coverage	1 million households in 2017 { 2 }
Number of children covered (if available)	
Eligibility criteria	Little or no income { 1 }
Eligibility reassessment	Proxy means test { 2 }
Type of benefits	Cash { 1 }
Amount of benefits	Individual in a male-headed poor household: IQD100,000 per month (equivalent to USD55); two people: IQD125,000; three people: IQD150,000; and a household of four people: IQD175,000 (up to a maximum of four people) Female-headed household: one person: IQD125,000; two people: IQD150,000; three people: IQD175,000; and four people: IQD200,000 (up to a maximum of four people) { 2 }
Payment/delivery frequency	Monthly { 2 }
Benefit delivery mechanism	Direct payment { 1 }
Benefit recipients	
Minimum and maximum duration of benefits	Monthly for a year { 2 }
Programme expenditure	IQD1.876 trillion in 2017; 1.8 per cent of total government expenditures for 2017 { 2 }
Source of funding	Government
Agencies and institutions involved	Ministry of Labour and Social Affairs { 1 }
Legal framework	Social Protection Law no. 11 of 2014 { 1 }
Management information systems	Available at central and governorate level { 2 }
M&E mechanisms and frequency	Internal oversight { 1 }
References/papers	{ 1 } Alzobaidee, H.L.K. 2015. <i>Social Protection and Safety Nets in Iraq</i> . Brighton: Institute of Development Studies. Accessed 26 May 2017. < http://www.ids.ac.uk/files/dmfile/SocialprotectionandsafetynetsinIraq.pdf >. { 2 } UNICEF Iraq. 2017. Personal communication.

JORDAN: COUNTRY PROFILE

The Hashemite Kingdom of Jordan is a lower-middle-income country in the central region of the Middle East. In 2016 the country had an estimated total population of 9.45 million people (World Bank 2017a). Children under the age of 18 accounted for 41 per cent of the population (3.9 million), while those under the age of 5 accounted for 12.9 per cent (1.2 million) (World Bank 2017b). With an HDI of 0.741, Jordan ranked 86th in terms of human development globally (UNDP 2016). However, poverty rates remain relatively high, with 14.4 per cent of the population living below the national poverty line (World Bank 2017b). Jordan has one of the highest unemployment rates in the MENA region, and young people are disproportionately affected (OECD 2017).

Compared to the rest of the region, Jordan has a well-developed social protection system that provides long-term assistance to its population (Röth et al. 2017). Non-contributory social protection schemes are offered by the **National Aid Fund (NAF)** and the **National Zakat Fund (NZF)**. Founded in 1986 by the National Aid Fund Law no. 36, the NAF operates under the Ministry of Social Development (Zureiquat and Abu Shama 2015). The largest NAF programme is the **Recurring Cash Assistance Programme**, which targets vulnerable groups such as widows, orphans or household heads who are unable to work due to severe disability and whose monthly income falls under the national poverty line (Röth et al. 2017). The monthly cash transfer currently reaches 91,804 households and is tied to several conditions: immunisation of children, school attendance, no reports of domestic violence in the last year and abstinence from begging.⁶¹ The latter presents an incentive to improve children's health outcomes and access to education. The **Emergency Cash Assistance Programme**, which consists of three components,⁶² aims to support poor households in emergency cases by awarding a one-time payment (ibid).

Much like the Emergency Cash Assistance Programme, the **Handicapped Care Assistance** and the **Physical Rehabilitation Cash Assistance** programmes are unconditional, means-tested and available to eligible households in the entire country (Röth et al. 2017). While the Physical Rehabilitation Cash Assistance supports poor households to cover the costs of rehabilitation equipment, the Handicapped Care Cash Assistance aims to prevent child poverty and vulnerability by targeting households that care for children with disabilities (Röth et al. 2017; Zureiquat and Abu Shama 2015). Lastly, NAF beneficiaries are also eligible for **Health Insurance Cards**, which grant access to free basic health services. This in-kind benefit can be supplemented by a one-time payment to cover medical expenses upon recommendation by the Ministry of Health. Overall, 99,394 households (272,650 individuals) benefited from NAF programmes in 2015 (Röth et al. 2017).

Unlike the NAF, the **National Zakat Fund**—which operates under the Ministry of Awqaf and Islamic Affairs—is mainly funded by religious donations and provides services to both Jordanian nationals and non-Jordanians. At present, the NZF operates through 210 voluntary zakat committees throughout the country and offers seven unconditional programmes which target the most vulnerable population groups. These include **Monthly Cash Assistance** to families that do not receive any other kind of support from the government, an **Occasional In-kind Transfer**, which reached about 53,000 households in 2013, and a **Rehabilitation Assistance Programme** to reduce unemployment among poor people (Zureiquat and Abu Shama 2015). The NZF equally administers an **Emergency Cash Transfer** and a **Medical Care Programme** to protect poor households from the financial risks that can be incurred due to medical expenses (Shepard et al. 2017). Three programmes explicitly target children, namely the **Orphan Cash Assistance**, the **Student Assistance** and the **National School Feeding Programme**. The Orphan Cash Assistance sets up a bank account for orphans to cover their living expenses for a period of 3 to 12 months, while the Student Assistance and the National School Feeding Programme aim to increase school enrolment and improve nutritional status through tuition fee waivers and nutritious meals. In 2010, the Student

61. Information provided by UNICEF Jordan.

62. The NAF Emergency Cash Assistance Programme consists of the Regular Emergency Cash Assistance Programme, the Immediate Financial Assistance Programme and the Cash Assistance Programme.

Assistance reached 410 students in the country, and the National School Feeding Programme reached 350,000 children in 2014-2015 (World Bank 2016).

Although current evidence on child poverty and vulnerability in Jordan is scarce, there are a few social protection schemes that specifically target households with children. It is clear, however, that child-sensitive social protection is more strongly emphasised in programmes that are administered by the NZF. While these programmes offer services to both Jordanian nationals and foreigners, the services provided are short-term, and the level of benefits disbursed is generally low. The substantial influx of refugees over past years presents key challenges not only for Jordan's labour market but also for its social protection system (ILO 2017). Results from the most recent Jordan Population and Family Health Survey indicate that wealth status and household size are key factors when it comes to disparities in key demographic indicators such as health or education (Department of Statistics [Jordan] and ICF International 2013). As such, a more in-depth analysis is needed to ascertain to what extent existing safety nets contribute to alleviating child poverty and vulnerability in the country.

REFERENCES

Department of Statistics [Jordan] and ICF International. 2013. Jordan Population and Family Health Survey 2012. Calverton, MD: Department of Statistics and ICF International.

ILO. 2017. *A challenging Market becomes more challenging—Jordanian Workers, Migrant Workers and Refugees in the Jordanian Labour Market*. Beirut: International Labour Organization.

OECD. 2017. “Key Issues affecting Youth in Jordan.” Organisation for Economic Co-operation and Development website. Accessed 20 September 2017. <<http://www.oecd.org/countries/jordan/youth-issues-jordan.htm>>.

Röth, H., Z. Nimeh, and J. Hagen-Zanker. 2017. “Mapping of social protection and humanitarian assistance programmes in Jordan. What support are refugees eligible for?” *Working Paper*, no. 501. London: Overseas Development Institute.

Shepard, S., Y.A. Halasa-Rappel, I.A. Al Halaseh, T. Fardous, M. Jrasat, and B. Al-Qaseer. 2017. *Health Care Cost Study at Ministry of Health Costs to Insure Vulnerable Jordanians and Syrian Refugees. Inception Report*. Amman: United Nations Children’s Fund Jordan.

UNDP. 2016. *Human Development Report 2016*. New York: United Nations Development Programme.

World Bank. 2016. *Saber Country Report 2016—Jordan School Feeding*. Washington, DC: World Bank.

World Bank. 2017a. “Health Nutrition and Population Statistics.” World Bank website. Accessed 28 October 2017. <<http://databank.worldbank.org/data/reports.aspx?source=health-nutrition-and-population-statistics>>.

World Bank. 2017b. “World Development Indicators.” World Bank website. Accessed 20 September 2017. <<http://data.worldbank.org/data-catalog/world-development-indicators>>.

Zureiqat, G., and H. Abu Shama. 2015. *Social Protection and Safety Nets in Jordan*. Brighton: Institute of Development Studies.

JORDAN: PROGRAMME PROFILES

1. Civil Insurance Programme (non-contributory health insurance component)

Country	Jordan
Programme	Civil Insurance Programme (non-contributory health insurance component)
Previous programme name	
Start date	
Programme objectives	The Civil Insurance Programme offers health insurance to civil servants (contributory) and to poor people (non-contributory)
Programme typology	Non-contributory health insurance
Programme components	Fee waivers for health insurance; health insurance card (1)
Child-sensitive design feature	Improving children's access to health; programme targets children; guaranteeing health insurance for children under 6 years old (Jordanian and non-Jordanian)
Conditionalities	
Targeting mechanisms	Means-tested, categorical (children under the age of 6)
Target areas	
Target groups	The Civil Insurance Programme covers with more limited benefits: Children under the age of 6; elderly people; residents of remote areas classified as the least fortunate. In addition, a health insurance card is issued to households whose head has a disability, households classified by the Ministry of Social Development as poor, and households in which one member is an organ donor (valid for five years) or blood donor (valid for six months after donation) (2)
Coverage	
Number of children covered (if available)	
Eligibility criteria	Children under the age of 6 (regardless of their nationality); elderly people (70 years of age or older); households whose monthly income does not exceed JOD3,000; households that are eligible for the safety net benefits (annual individual expenditures do not exceed JOD1,000); households whose head of household has a disability (75 per cent or greater); households with a member who is an organ donor or a blood donor (2)
Eligibility reassessment	
Type of benefits	Health insurance card issued by the Civil Insurance Programme (2); fee exemption for services offered at public-sector health facilities (limited) (2)
Amount of benefits	
Payment/delivery frequency	
Benefit delivery mechanism	
Benefit recipient	
Minimum and maximum duration of benefits	
Programme expenditure	
Source of funding	Semi-autonomous fund managed by the Ministry of Health (2)
Agencies and institutions involved	Ministry of Social Development; Ministry of Health (Civil Insurance Programme) (2)
Legal framework	
Management information systems	
M&E mechanisms and frequency	



References/papers

{1} UNICEF. 2009. *Selected Public Social Protection Programs in Jordan*. Amman: United Nations Children's Fund Jordan. Internal archives.

{2} Shepard, S., Y.A. Halasa-Rappel, I.A. Al Halaseh, T. Fardous, M. Jrasat, and B. Al-Qaseer. 2017. *Health Care Cost Study at Ministry of Health Costs to Insure Vulnerable Jordanians and Syrian Refugees. Inception Report*. Amman: United Nations Children's Fund Jordan. Internal archives.

2. Emergency Cash Assistance Programme

Country	Jordan
Programme	Emergency Cash Assistance Programme (1)
Previous programme name	
Start date	
Programme objectives	
Programme typology	Unconditional cash transfer
Programme components	
Child-sensitive design feature	
Conditionalities	
Targeting mechanisms	Means-tested; categorical
Target areas	
Target groups	Poor households affected by an emergency (1)
Coverage	
Number of children covered (if available)	
Eligibility criteria	
Eligibility reassessment	
Type of benefits	Cash
Amount of benefits	JOD100–300/person (1)
Payment/delivery frequency	Monthly (1)
Benefit delivery mechanism	
Benefit recipient	
Minimum and maximum duration of benefits	
Programme expenditure	Around JOD200,000 annually (2)
Source of funding	
Agencies and institutions involved	Ministry of Social Development (1)
Legal framework	
Management information systems	
M&E mechanisms and frequency	
References/papers	<p>(1) UNICEF. 2009. <i>Selected Public Social Protection Programs in Jordan</i>. Amman: United Nations Children's Fund Jordan. Internal archives.</p> <p>(2) Zureiqat, G., and H. Abu Shama. 2015. <i>Social Protection and Safety Nets in Jordan</i>. Brighton: Institute of Development Studies. Accessed 28 July 2017. <https://www.ids.ac.uk/files/dmfile/SocialprotectionandsafetynetsinJordan.pdf>.</p>

3. National Aid Fund

3.1 Recurring Cash Assistance

Country	Jordan
Programme	Recurring Cash Assistance (NAF)
Previous programme name	
Start date	1986
Programme objectives	To cover basic needs { 1 }
Programme typology	Conditional cash transfer
Programme components	Monthly assistance basic grant if income falls below poverty line; additional monthly grant given to households living on income that amounts to 23 per cent or more of the poverty line after receiving the basic monthly grant; the additional grant can be more than half the value of the basic grant { 2 }
Child-sensitive design feature	Supporting children's access to education and health; benefit increases with the number of household members/children; programme targets children
Conditionalities	Immunisation; school attendance; no reports of domestic violence in the last year; no incidence of begging { 2 }
Targeting mechanisms	Means-tested; categorical
Target areas	Nationwide
Target groups	Vulnerable groups: 16 categories, including widows, orphans, families of prisoners, families with members with disabilities etc. { 1 }
Coverage	89,652 households and 290,717 individuals in 2016; 91,804 households and 299,689 individuals in 2017 { 2 }
Number of children covered (if available)	114,792 in 2017 { 2 }
Eligibility criteria	Jordanian nationality { 1 }; income falls under the national absolute poverty line (JOD68/per person); poverty gap greater than JOD50; head of the family is unable to work due to severe disability (proof of medical report issued by the competent medical committee); family does not own property or other assets beyond the permissible limits; breadwinner (father, mother, son) is absent { 2 }
Eligibility reassessment	Yearly or for temporary assistance, when the set period is over { 2 }
Type of benefits	Cash { 1 }
Amount of benefits	JOD45–200 (up to JOD300 with additional grant); amount is determined according to classification of the household and the number of members eligible for assistance { 2 }
Payment/delivery frequency	Monthly { 1 }; additional payment every three months { 2 }
Benefit delivery mechanism	Monthly assistance provided through post offices in the areas: 41 branches (centres) at governorate and sub-governorate level and 16 sub-branches (sub-centres) in rural areas and deserts { 2 }
Benefit recipients	
Minimum and maximum duration of benefits	
Programme expenditure	JOD6,999,181/month in 2016; JOD7,945,557/month in 2017 { 2 }
Source of funding	Government
Agencies and institutions involved	NAF; Ministry of Social Development { 3 }
Legal framework	National Aid Fund Act, Law no. 36 of 1986 { 4 }
Management information systems	Existent { 2 }



M&E mechanisms and frequency	NAF-UNICEF and EU MADAD Fund aims at strengthening NAF's monitoring and evaluation systems [5]
References/papers	<p>[1] Röth, H., Z. Nimeh, and J. Hagen-Zanker. 2017. <i>A mapping of social protection and humanitarian assistance programmes in Jordan. What support are refugees eligible for?</i> London: Overseas Development Institute. Accessed 28 July 2017. <https://www.odi.org/sites/odi.org.uk/files/resource--documents/11280.pdf>.</p> <p>[2] UNICEF Jordan. 2017. Personal communication.</p> <p>[3] Zureiqat, G., and H. Abu Shama. 2015. <i>Social Protection and Safety Nets in Jordan</i>. Brighton: Institute of Development Studies. Accessed 28 July 2017. <https://www.ids.ac.uk/files/dmfile/SocialprotectionandsafetynetsinJordan.pdf>.</p> <p>[4] The Hashemite Kingdom of Jordan. n.d. "National Aid Fund." The official e-government website. Accessed 22 December 2017. <https://jordan.gov.jo/wps/portal/Home/GovernmentEntities/Ministries/Ministry/Ministry%20of%20Social%20Development/National%20Aid%20Fund?nameEntity=National%20Aid%20Fund&entityType=sub>. In Arabic.</p> <p>[5] EEA. 2017. "NAF, EU and UNICEF partner to strengthen social protection system for the most vulnerable children." European External Action Service website. Accessed 18 September 2017. <https://eeas.europa.eu/delegations/jordan_en/31410/NAF,%20EU%20and%20UNICEF%20partner%20to%20strengthen%20social%20protection%20system%20for%20the%20most%20vulnerable%20children>.</p>

3.2 Emergency Cash Assistance

Country	Jordan
Programme	Emergency Cash Assistance (NAF)
Previous programme name	
Start date	1986
Programme objectives	To support families in case of emergency (1)
Programme typology	Unconditional cash transfer
Programme components	Regular Emergency Cash Assistance Programme: for individuals or families experiencing specific emergency or exceptional circumstances; Immediate Financial Assistance Programme: for families to meet immediate needs in the aftermath of an emergency; Cash Assistance Programme to assist families affected by natural disasters: to provide families affected by natural disaster with a suitable shelter (3)
Child-sensitive design feature	
Conditionalities	
Targeting mechanisms	Means-tested; categorical; on a case-by-case basis (1)
Target areas	Nationwide
Target groups	Poor households experiencing some form of emergency or shock (1)
Coverage	Emergency cash assistance: 3,496 households in 2013; Immediate cash assistance: 7,986 households in 2013 (2)
Number of children covered (if available)	
Eligibility criteria	Jordanian nationality and generally households with income of less than JOD250/month; individual decisions on a case-by-case basis (1); Regular Emergency Cash Assistance Programme: in case of death of the family head or a member of the family, tribal displacement (when a tribe member commits a crime and the entire tribe is forced to leave the area as a punitive measure) or when the family changes permanent residence (3); Immediate Financial Assistance Programme: those in need of financial assistance in the aftermath of an emergency (3); Cash Assistance Programme: to assist families who need shelter after a natural disaster (3)
Eligibility reassessment	The most recent eligibility reassessment for all NAF programmes was completed in 2012 (2)
Type of benefits	Cash (1)
Amount of benefits	One-off payment awarded to households: JOD100–1,200 (1)
Payment/delivery frequency	One-off (1)
Benefit delivery mechanism	
Benefit recipient	
Minimum and maximum duration of benefits	
Programme expenditure	Emergency cash assistance: JOD 678,760 allocated in the 2013 budget; Immediate cash assistance: JOD196,023 allocated in the 2013 budget (2)
Source of funding	Government
Agencies and institutions involved	NAF; Ministry of Social Development (1)
Legal framework	National Aid Fund Act, Law no. 36 of 1986 (4)
Management information systems	
M&E mechanisms and frequency	



References/papers

- (1) Röth, H., Z. Nimeh, and J. Hagen-Zanker. 2017. *A mapping of social protection and humanitarian assistance programmes in Jordan. What support are refugees eligible for?* London: Overseas Development Institute. Accessed 28 July 2017. <<https://www.odi.org/sites/odi.org.uk/files/resource-documents/11280.pdf>>.
 - (2) Zureiqat, G., and H. Abu Shama. 2015. *Social Protection and Safety Nets in Jordan*. Brighton: Institute of Development Studies. Accessed 28 July 2017. <<https://www.ids.ac.uk/files/dmfile/SocialprotectionandsafetynetsinJordan.pdf>>.
 - (3) UNICEF Jordan. 2017. Personal communication.
 - (4) The Hashemite Kingdom of Jordan. n.d. "National Aid Fund." The official e-government website. Accessed 22 December 2017. <<https://jordan.gov.jo/wps/portal/Home/GovernmentEntities/Ministries/Ministry/Ministry%20of%20Social%20Development/National%20Aid%20Fund?nameEntity=National%20Aid%20Fund&entityType=sub>>. In Arabic.
-

3.3 Handicapped Care Cash Assistance

Country	Jordan
Programme	Handicapped Care Cash Assistance (NAF)
Previous programme name	
Start date	1986
Programme objectives	To support poor families who bear extra costs due to a child's disability (1)
Programme typology	Unconditional cash transfer
Programme components	
Child-sensitive design feature	Programme targets children; benefit increases with the number of household members/children
Conditionalities	
Targeting mechanisms	Means-tested; categorical
Target areas	Nationwide
Target groups	Poor households caring for a child with a disability (1)
Coverage	3,496 households in 2013 (2)
Number of children covered (if available)	
Eligibility criteria	Jordanian nationality and permanent residence (1); a medical diagnosis of the child's disability is required (severe mental retardation; cerebral palsy; multiple disabilities; motor disability; mental and psychological illness and blindness); proof of household income below JOD600/month (3)
Eligibility reassessment	The most recent eligibility reassessment for all NAF programmes was completed in 2012 (2)
Type of benefits	Cash (1)
Amount of benefits	JOD20–80, depending on family income (1)
Payment/delivery frequency	Monthly (1)
Benefit delivery mechanism	
Benefit recipient	
Minimum and maximum duration of benefits	
Programme expenditure	
Source of funding	Government
Agencies and institutions involved	NAF; Ministry of Social Development (2)
Legal framework	National Aid Fund Act, Law no. 36 of 1986 (4)
Management information systems	
M&E mechanisms and frequency	



References/papers

- [1] Röth, H., Z. Nimeh, and J. Hagen-Zanker. 2017. *A mapping of social protection and humanitarian assistance programmes in Jordan. What support are refugees eligible for?* London: Overseas Development Institute. Accessed 28 July 2017. <<https://www.odi.org/sites/odi.org.uk/files/resource-documents/11280.pdf>>.
 - [2] Zureiqat, G., and H. Abu Shama. 2015. *Social Protection and Safety Nets in Jordan*. Brighton: Institute of Development Studies. Accessed 28 July 2017. <<https://www.ids.ac.uk/files/dmfile/SocialprotectionandsafetynetsinJordan.pdf>>.
 - [3] The Hashemite Kingdom of Jordan. n.d. "National Aid Fund—Aid for Disabilities." The official e-government website. Accessed 2 October 2017. <<https://goo.gl/mb47d2>>. In Arabic.
 - [4] The Hashemite Kingdom of Jordan. n.d. "National Aid Fund." The official e-government website. Accessed 22 December 2017. <<https://goo.gl/a5jsLq>>. In Arabic.
-

3.4 Physical Rehabilitation Cash Assistance

Country	Jordan
Programme	Physical Rehabilitation Cash Assistance (NAF)
Previous programme name	
Start date	
Programme objectives	To cover the costs of rehabilitation equipment (1)
Programme typology	Unconditional cash transfer
Programme components	
Child-sensitive design feature	
Conditionalities	
Targeting mechanisms	Means-tested; categorical
Target areas	Nationwide
Target groups	Individuals with disabilities
Coverage	497 households in 2013 (2)
Number of children covered (if available)	
Eligibility criteria	Jordanian nationality; family income of less than JOD250; not receiving any other benefit; disability of household head or at least one child (1)
Eligibility reassessment	The most recent eligibility reassessment for all NAF programmes was completed in 2012 (2)
Type of benefits	Cash (2)
Amount of benefits	One-time payment of up to JOD600 (1)
Payment/delivery frequency	One-time (1)
Benefit delivery mechanism	
Benefit recipient	
Minimum and maximum duration of benefits	
Programme expenditure	JOD164,252 allocated in the 2013 budget (2)
Source of funding	Government
Agencies and institutions involved	NAF; Ministry of Health (1)
Legal framework	National Aid Fund Act, Law no. 36 of 1986 (3)
Management information systems	
M&E mechanisms and frequency	
References/papers	<p>(1) Röth, H., Z. Nimeh, and J. Hagen-Zanker. 2017. <i>A mapping of social protection and humanitarian assistance programmes in Jordan. What support are refugees eligible for?</i> London: Overseas Development Institute. Accessed 28 July 2017. <https://www.odi.org/sites/odi.org.uk/files/resource-documents/11280.pdf>.</p> <p>(2) Zureiqat, G., and H. Abu Shama. 2015. <i>Social Protection and Safety Nets in Jordan</i>. Brighton: Institute of Development Studies. Accessed 28 July 2017. <https://www.ids.ac.uk/files/dmfile/SocialprotectionandsafetynetsinJordan.pdf>.</p> <p>(3) The Hashemite Kingdom of Jordan. n.d. "National Aid Fund." The official e-government website. Accessed 22 December 2017. <https://goo.gl/x4zhye>. In Arabic.</p>

3.5 Health Insurance Card

Country	Jordan
Programme	Health Insurance Card (NAF)
Previous programme name	
Start date	1986
Programme objectives	To provide free basic health care (1)
Programme typology	Health insurance
Programme components	
Child-sensitive design feature	Supports children's access to health; targets children
Conditionalities	
Targeting mechanisms	Means-tested; categorical
Target areas	Nationwide
Target groups	NAF beneficiaries
Coverage	
Number of children covered (if available)	
Eligibility criteria	Jordanian nationality and benefiting from at least one NAF programme (1)
Eligibility reassessment	The most recent eligibility reassessment for all NAF programmes was completed in 2012 (2)
Type of benefits	Health insurance
Amount of benefits	One-off payment of up to JOD600, dependent on recommendation by Ministry of Health (1)
Payment/delivery frequency	One-off (1)
Benefit delivery mechanism	
Benefit recipient	
Minimum and maximum duration of benefits	
Programme expenditure	
Source of funding	Government
Agencies and institutions involved	NAF; Ministry of Health (1)
Legal framework	National Aid Fund Act, Law no. 36 of 1986 (3)
Management information systems	
M&E mechanisms and frequency	
References/papers	<p>(1) Röth, H., Z. Nimeh, and J. Hagen-Zanker. 2017. <i>A mapping of social protection and humanitarian assistance programmes in Jordan. What support are refugees eligible for?</i> London: Overseas Development Institute. Accessed 28 July 2017. <https://www.odi.org/sites/odi.org.uk/files/resource-documents/11280.pdf>.</p> <p>(2) Zureiqat, G., and H. Abu Shama. 2015. <i>Social Protection and Safety Nets in Jordan</i>. Brighton: Institute of Development Studies. Accessed 28 July 2017. <https://www.ids.ac.uk/files/dmfile/SocialprotectionandsafetynetsinJordan.pdf>.</p> <p>(3) The Hashemite Kingdom of Jordan. n.d. "National Aid Fund." The official e-government website. Accessed 22 December 2017. <https://goo.gl/2abjZm>. In Arabic.</p>

4. National Zakat Fund

4.1 Monthly Cash Assistance

Country	Jordan
Programme	Monthly Cash Assistance (NZF)
Previous programme name	
Start date	
Programme objectives	To provide basic support to those most in need (1)
Programme typology	Unconditional cash transfer
Programme components	
Child-sensitive design feature	Programme targets children
Conditionalities	
Targeting mechanisms	Means-tested; categorical
Target areas	Nationwide
Target groups	Households living in extreme poverty and who do not receive other benefits; poor elderly people, widows and orphans; divorced women; families with a family member in prison; individuals with special needs; poor students (2)
Coverage	15,000 households in 2013 (2)
Number of children covered (if available)	
Eligibility criteria	Jordanian nationality not required; households that do not receive any other benefits (1)
Eligibility reassessment	
Type of benefits	Cash (1)
Amount of benefits	JOD30/month plus JOD5 per household member; not capped (1)
Payment/delivery frequency	Monthly (1)
Benefit delivery mechanism	Delivery organised mostly through local zakat committees: 210 voluntary committees across Jordan (1)
Benefit recipient	Households living on an income below the extreme poverty line
Minimum and maximum duration of benefits	
Programme expenditure	JOD5.1 million allocation in the 2013 budget (2)
Source of funding	Donating to the Zakat Fund is considered an Islamic obligation, and every Muslim is required to donate 2.5 per cent of his assets a year (1)
Agencies and institutions involved	Ministry of Awqaf Islamic Affairs; 210 voluntary committees throughout the country (1)
Legal framework	The first zakat collection law was issued in 1944; this law remained valid until the issuance of the Zakat Fund Law in 1978 and Law no. 8 of 1988, which gave the NZF financial and administrative independence (3)
Management information systems	
M&E mechanisms and frequency	



References/papers

- (1) Röth, H., Z. Nimeh, and J. Hagen-Zanker. 2017. *A mapping of social protection and humanitarian assistance programmes in Jordan. What support are refugees eligible for?* London: Overseas Development Institute. Accessed 28 July 2017.
<<https://www.odi.org/sites/odi.org.uk/files/resource-documents/11280.pdf>>.
- (2) Zureiqat, G., and H. Abu Shama. 2015. *Social Protection and Safety Nets in Jordan*. Brighton: Institute of Development Studies. Accessed 28 July 2017.
<<https://www.ids.ac.uk/files/dmfile/SocialprotectionandsafetynetsinJordan.pdf>>.
- (3) TAG Consultants. 2013. *Process Evaluation of the Zakat Fund*. Amman: Talal Abu-Ghazaleh & Co. Consulting. Internal archives.
-

4.2 Occasional In-kind Assistance

Country	Jordan
Programme	Occasional In-kind Assistance (NZF)
Previous programme name	
Start date	
Programme objectives	To provide basic support to those most in need (1)
Programme typology	Unconditional in-kind benefit
Programme components	
Child-sensitive design feature	
Conditionalities	
Targeting mechanisms	Means-tested
Target areas	Nationwide
Target groups	Families and individuals living on income below the national poverty line (1)
Coverage	53,000 households/10,000 individuals in 2013 (2)
Number of children covered (if available)	
Eligibility criteria	Jordanian nationality not required; households should not receive any other benefits (1)
Eligibility reassessment	
Type of benefits	In-kind (1)
Amount of benefits	
Payment/delivery frequency	Occasional
Benefit delivery mechanism	Delivery organised mostly through local zakat committees: 210 voluntary committees across Jordan (1)
Benefit recipient	
Minimum and maximum duration of benefits	
Programme expenditure	JOD2.6 million allocated in the 2013 budget (2)
Source of funding	Donating to the Zakat Fund is considered an Islamic obligation, and every Muslim is required to donate 2.5 per cent of his assets a year (1)
Agencies and institutions involved	Ministry of Awqaf Islamic Affairs; 210 voluntary committees throughout the country (1)
Legal framework	The first zakat collection law was issued in 1944; this law remained valid until the issuance of the Zakat Fund Law in 1978 and Law no. 8 of 1988, which gave the NZF financial and administrative independence (3)
Management information systems	
M&E mechanisms and frequency	
References/papers	<p>(1) Röth, H., Z. Nimeh, and J. Hagen-Zanker. 2017. <i>A mapping of social protection and humanitarian assistance programmes in Jordan. What support are refugees eligible for?</i> London: Overseas Development Institute. Accessed 28 July 2017. <https://www.odi.org/sites/odi.org.uk/files/resource-documents/11280.pdf>.</p> <p>(2) Zureiqat, G., and H. Abu Shama. 2015. <i>Social Protection and Safety Nets in Jordan</i>. Brighton: Institute of Development Studies. Accessed 28 July 2017. <https://www.ids.ac.uk/files/dmfile/SocialprotectionandsafetynetsinJordan.pdf>.</p> <p>(3) TAG Consultants. 2013. <i>Process Evaluation of the Zakat Fund</i>. Amman: Talal Abu-Ghazaleh & Co. Consulting. Internal archives.</p>

4.3 Orphan Cash Assistance

Country	Jordan
Programme	Orphan Cash Assistance (NZF)
Previous programme name	
Start date	
Programme objectives	To support children living in orphanages (1)
Programme typology	Unconditional cash transfer
Programme components	
Child-sensitive design feature	Programme targets children
Conditionalities	
Targeting mechanisms	Categorical
Target areas	Nationwide
Target groups	Orphans (1)
Coverage	
Number of children covered (if available)	
Eligibility criteria	Jordanian nationality not required; orphans should not receive any other benefits (1)
Eligibility reassessment	
Type of benefits	Bank account set up to cover living expenses for 3–12 months (1)
Amount of benefits	
Payment/delivery frequency	Monthly, for a period of 3–12 months (1)
Benefit delivery mechanism	Delivery organised mostly through local zakat committees: 210 voluntary committees across Jordan (1)
Benefit recipient	
Minimum and maximum duration of benefits	
Programme expenditure	JOD10.4 million allocated in the 2013 budget (2)
Source of funding	Donating to the Zakat Fund is considered an Islamic obligation, and every Muslim is required to donate 2.5 per cent of his assets a year (1)
Agencies and institutions involved	Ministry of Awqaf Islamic Affairs; 210 voluntary committees throughout the country (1)
Legal framework	The first zakat collection law was issued in 1944; this law remained valid until the issuance of the Zakat Fund Law in 1978 and Law no. 8 of 1988, which gave the NZF financial and administrative independence; financial and administrative instructions of the programme that sponsors an orphan for the year (1997) (3).
Management information systems	
M&E mechanisms and frequency	
References/papers	<p>(1) Röth, H., Z. Nimeh, and J. Hagen-Zanker. 2017. <i>A mapping of social protection and humanitarian assistance programmes in Jordan. What support are refugees eligible for?</i> London: Overseas Development Institute. Accessed 28 July 2017. <https://www.odi.org/sites/odi.org.uk/files/resource-documents/11280.pdf>.</p> <p>(2) Zureiqat, G., and H. Abu Shama. 2015. <i>Social Protection and Safety Nets in Jordan</i>. Brighton: Institute of Development Studies. Accessed 28 July 2017. <https://www.ids.ac.uk/files/dmfile/SocialprotectionandsafetynetsinJordan.pdf>.</p> <p>(3) TAG Consultants. 2013. <i>Process Evaluation of the Zakat Fund</i>. Amman: Talal Abu-Ghazaleh & Co. Consulting. Internal archives.</p>

4.4 Rehabilitation Assistance

Country	Jordan
Programme	Rehabilitation Assistance (NZF)
Previous programme name	
Start date	
Programme objectives	To reintegrate unemployed individuals (1)
Programme typology	Unconditional in-kind benefit
Programme components	Small productive projects aimed at helping unemployed individuals living on an income below the national poverty line (2)
Child-sensitive design feature	
Conditionalities	
Targeting mechanisms	Means-tested; categorical
Target areas	Nationwide
Target groups	Poor individuals with some experience or skills who need support to reintegrate into the labour market (2)
Coverage	
Number of children covered (if available)	
Eligibility criteria	Jordanian nationality not required; individuals and households should not receive any other benefit (1)
Eligibility reassessment	
Type of benefits	In-kind: vouchers for food, clothing and school materials (1)
Amount of benefits	
Payment/delivery frequency	
Benefit delivery mechanism	Delivery organised mostly through local zakat committees: 210 voluntary committees across Jordan (1)
Benefit recipient	Unemployed individuals (2)
Minimum and maximum duration of benefits	
Programme expenditure	JOD10.25 million allocated in the 2013 budget (2)
Source of funding	Zakat donations
Agencies and institutions involved	Ministry of Awqaf Islamic Affairs; 210 voluntary committees throughout the country (2)
Legal framework	The first zakat collection law was issued in 1944; this law remained valid until the issuance of the Zakat Fund Law in 1978 and Law no. 8 of 1988, which gave the NZF financial and administrative independence (3)
Management information systems	
M&E mechanisms and frequency	
References/papers	<p>(1) Röth, H., Z. Nimeh, and J. Hagen-Zanker. 2017. <i>A mapping of social protection and humanitarian assistance programmes in Jordan. What support are refugees eligible for?</i> London: Overseas Development Institute. Accessed 28 July 2017. <https://www.odi.org/sites/odi.org.uk/files/resource-documents/11280.pdf>.</p> <p>(2) Zureiqat, G., and H. Abu Shama. 2015. <i>Social Protection and Safety Nets in Jordan</i>. Brighton: Institute of Development Studies. Accessed 28 July 2017. <https://www.ids.ac.uk/files/dmfile/SocialprotectionandsafetynetsinJordan.pdf>.</p> <p>(3) TAG Consultants. 2013. <i>Process Evaluation of the Zakat Fund</i>. Amman: Talal Abu-Ghazaleh & Co. Consulting. Internal archives.</p>

4.5 Emergency Cash Transfer

Country	Jordan
Programme	Emergency Cash Transfer (NZF)
Previous programme name	
Start date	
Programme objectives	To support poor households in case of emergency (1)
Programme typology	Unconditional cash transfer
Programme components	
Child-sensitive design feature	
Conditionalities	
Targeting mechanisms	Means-tested; categorical
Target areas	Nationwide
Target groups	Individuals and households living below the extreme poverty line (1)
Coverage	
Number of children covered (if available)	
Eligibility criteria	Households should not receive any other benefits (1)
Eligibility reassessment	
Type of benefits	Cash (1)
Amount of benefits	
Payment/delivery frequency	One-off: benefit level is determined by the type of emergency (1)
Benefit delivery mechanism	
Benefit recipient	
Minimum and maximum duration of benefits	One-time payment to beneficiaries; after receiving the aid, beneficiaries may only apply for another payment after three months (3)
Programme expenditure	JOD200,000 allocated in 2013 budget (2)
Source of funding	Zakat donations
Agencies and institutions involved	Ministry of Awqaf Islamic Affairs (1)
Legal framework	The first zakat collection law was issued in 1944; this law remained valid until the issuance of the Zakat Fund Law in 1978 and Law no. 8 of 1988, which gave the NZF financial and administrative independence (3)
Management information systems	
M&E mechanisms and frequency	
References/papers	<p>(1) Röth, H., Z. Nimeh, and J. Hagen-Zanker. 2017. <i>A mapping of social protection and humanitarian assistance programmes in Jordan. What support are refugees eligible for?</i> London: Overseas Development Institute. Accessed 28 July 2017. <https://www.odi.org/sites/odi.org.uk/files/resource-documents/11280.pdf>.</p> <p>(2) Zureiqat, G., and H. Abu Shama. 2015. <i>Social Protection and Safety Nets in Jordan</i>. Brighton: Institute of Development Studies. Accessed 28 July 2017. <https://www.ids.ac.uk/files/dmfile/SocialprotectionandsafetynetsinJordan.pdf>.</p> <p>(3) TAG Consultants. 2013. <i>Process Evaluation of the Zakat Fund</i>. Amman: Talal Abu-Ghazaleh & Co. Consulting. Internal archives.</p>

4.6 Medical Care Programmes

Country	Jordan
Programme	Medical Care Programmes (NZF)
Previous programme name	
Start date	
Programme objectives	To (partially) cover medical costs for those in need (1)
Programme typology	Health care benefits (1)
Programme components	
Child-sensitive design feature	
Conditionalities	
Targeting mechanisms	Means-tested
Target areas	Nationwide
Target groups	Poor individuals without or with limited access to free public health care (1)
Coverage	100,000 individuals in 2013 (2)
Number of children covered (if available)	
Eligibility criteria	Jordanian nationality not required; households should not receive any other benefits (1)
Eligibility reassessment	
Type of benefits	Check-up and medication (1)
Amount of benefits	
Payment/delivery frequency	<i>Ad hoc</i>
Benefit delivery mechanism	Delivery organised mostly through local zakat committees: 210 voluntary committees across Jordan (1)
Benefit recipient	
Minimum and maximum duration of benefits	
Programme expenditure	JOD1 million allocated in 2013 budget (2)
Source of funding	Private donations
Agencies and institutions involved	Ministry of Awqaf Islamic Affairs; 210 voluntary committees throughout the country (1)
Legal framework	The first zakat collection law was issued in 1944; this law remained valid until the issuance of the Zakat Fund Law in 1978 and Law no. 8 of 1988, which gave the NZF financial and administrative independence (3)
Management information systems	
M&E mechanisms and frequency	
References/papers	<p>(1) Röth, H., Z. Nimeh, and J. Hagen-Zanker. 2017. <i>A mapping of social protection and humanitarian assistance programmes in Jordan. What support are refugees eligible for?</i> London: Overseas Development Institute. Accessed 28 July 2017. <https://www.odi.org/sites/odi.org.uk/files/resource-documents/11280.pdf>.</p> <p>(2) Zureiqat, G., and H. Abu Shama. 2015. <i>Social Protection and Safety Nets in Jordan</i>. Brighton: Institute of Development Studies. Accessed 28 July 2017. <https://www.ids.ac.uk/files/dmfile/SocialprotectionandsafetynetsinJordan.pdf>.</p> <p>(3) TAG Consultants. 2013. <i>Process Evaluation of the Zakat Fund</i>. Amman: Talal Abu-Ghazaleh & Co. Consulting. Internal archives.</p>

4.7 Student Assistance

Country	Jordan
Programme	Student Assistance (NZF)
Previous programme name	
Start date	
Programme objectives	To improve access to education by covering tuition fees { 1 }
Programme typology	Educational fee waivers
Programme components	
Child-sensitive design feature	Support access to education for children; programme targets children
Conditionalities	School enrolment
Targeting mechanisms	Means-tested; categorical
Target areas	Nationwide
Target groups	Students from poor families { 1 }
Coverage	410 students in 2010 { 2 }
Number of children covered (if available)	
Eligibility criteria	Households that do not receive any other benefits are eligible { 1 }
Eligibility reassessment	
Type of benefits	Tuition fee assistance { 1 }
Amount of benefits	
Payment/delivery frequency	
Benefit delivery mechanism	
Benefit recipient	
Minimum and maximum duration of benefits	
Programme expenditure	JOD40,000 allocated in the 2013 budget { 2 }
Source of funding	Zakat donations
Agencies and institutions involved	Ministry of Awqaf Islamic Affairs; 210 voluntary committees throughout the country { 2 }
Legal framework	The first zakat collection law was issued in 1944; this law remained valid until the issuance of the Zakat Fund Law in 1978 and Law no. 8 of 1988, which gave the NZF financial and administrative independence; Administrative and financial instructions for the Student Assistance Programme and instructions for the rehabilitation of productive families { 2000 }; Instructions for the rehabilitation of productive families/Zakat Fund no. 4 for the Poor Students' Assistance Programme { 3 }
Management information systems	
M&E mechanisms and frequency	



References/papers

- [1] Röth, H., Z. Nimeh, and J. Hagen-Zanker. 2017. *A mapping of social protection and humanitarian assistance programmes in Jordan. What support are refugees eligible for?* London: Overseas Development Institute. Accessed 28 July 2017.
<<https://goo.gl/nr14X6>>.
- [2] Zureiqat, G., and H. Abu Shama. 2015. *Social Protection and Safety Nets in Jordan*. Brighton: Institute of Development Studies. Accessed 28 July 2017.
<<https://www.ids.ac.uk/files/dmfile/SocialprotectionandsafetynetsinJordan.pdf>>.
- [3] TAG Consultants. 2013. *Process Evaluation of the Zakat Fund*. Amman: Talal Abu-Ghazaleh & Co. Consulting. Internal archives.
-

5. National School Feeding Programme

Country	Jordan
Programme	National School Feeding Programme
Previous programme name	
Start date	
Programme objectives	
Programme typology	School feeding programme
Programme components	
Child-sensitive design feature	Supports children's access to education; programme targets children
Conditionalities	
Targeting mechanisms	Categorical
Target areas	
Target groups	Children between the age of 5 and 12 at public schools { 1 }
Coverage	350,000 in academic year 2014-2015 { 2 }
Number of children covered (if available)	350,000 in academic year 2014-2015 { 2 }
Eligibility criteria	
Eligibility reassessment	
Type of benefits	In-kind transfer
Amount of benefits	The World Food Programme (WFP) provides date bars fortified with vitamins and minerals for each student, three days a week; this complements the existing school feeding programme, which provides high-protein biscuits to students two days a week { 2 }
Payment/delivery frequency	
Benefit delivery mechanism	
Benefit recipient	
Minimum and maximum duration of benefits	
Programme expenditure	
Source of funding	Government { 2 }
Agencies and institutions involved	Ministry of Education; WFP { 3 }
Legal framework	
Management information systems	
M&E mechanisms and frequency	Monitoring system at directorate and school levels (in need of improvement) { 2 }
References/papers	<p>{ 1 } WFP. 2013. <i>State of School Feeding Worldwide</i>. Rome: World Food Programme. Accessed 28 July 2017. <https://www.wfp.org/content/state-school-feeding-worldwide-2013>.</p> <p>{ 2 } World Bank. 2016. <i>SABER Country Report 2016 Jordan School Feeding</i>. Washington, DC: World Bank. Accessed 28 July 2017. <https://openknowledge.worldbank.org/bitstream/handle/10986/26525/114318-WP-PUBLIC-SABER-SHSF-Jordan-2016-CR.pdf?sequence=1&isAllowed=y>.</p> <p>{ 3 } UNICEF Jordan. 2017. Personal communication.</p>

6. Subsidies

Country	Jordan
Programme	Subsidies on food and other commodities
Previous programme name	
Start date	
Programme objectives	
Programme typology	Subsidy
Programme components	Subsidies on bread, wheat flour, electricity, petroleum and water { 1 }
Child-sensitive design feature	
Conditionalities	
Targeting mechanisms	Universal
Target areas	Nationwide
Target groups	Universal
Coverage	Universal
Number of children covered (if available)	
Eligibility criteria	
Eligibility reassessment	
Type of benefits	Subsidy
Amount of benefits	
Payment/delivery frequency	
Benefit delivery mechanism	
Benefit recipient	
Minimum and maximum duration of benefits	
Programme expenditure	<p>Petroleum products: 2.8 per cent of GDP and 8.8 per cent of government expenditures in 2012 { 1 };</p> <p>Bread and wheat: JOD154 million in 2015 { 2 };</p> <p>Electricity: JOD1.321 billion in 2013 { 3 };</p> <p>Water: JOD345.2 million in 2013 { 3 };</p> <p>Energy subsidies 1.6 per cent of GDP in 2016 { 4 }</p>
Source of funding	Government
Agencies and institutions involved	Ministry of Finance; Ministry of Planning { 4 }
Legal framework	
Management information systems	
M&E mechanisms and frequency	



References/papers

- [1] Verme, P., and A. Abdelkrim. 2017. "The Quest for Subsidies Reforms in the Middle East and North Africa Region: A Microsimulation Approach to Policy Making." *Natural Resource Management and Policy*. Cham, Switzerland: Springer. Accessed 28 July 2017. <<https://openknowledge.worldbank.org/handle/10986/25783>>.
 - [2] Duwayri, M. 2015. "Rethinking Food Subsidy in Jordan." Arab Food and Nutrition Security blog. Accessed 28 July 2017. <<http://www.arabspatial.org/blog/blog/2016/01/27/rethinking-food-subsidy-in-jordan/>>.
 - [3] *The Jordan Times*. 2014. "Over JD2.2 billion spent on subsidies last year." *The Jordan Times* website. Accessed 28 July 2017. <<http://www.jordantimes.com/news/local/over-jd22-billion-spent-subsidies-last-year>>.
 - [4] IMF. 2017. *If Not Now, When? Energy Price Reform in Arab Countries. Annual Meeting of Arab Ministers of Finance. April 2017, Rabat, Morocco*. Washington, DC: International Monetary Fund. Accessed September 29, 2017. <<http://www.imf.org/en/Publications/Policy-Papers/Issues/2017/06/13/if-not-now-when-energy-price-reform-in-arab-countries>>.
-

7. Housing for the Poor

Please see 'Additional programmes' on page 336.

8. Food Security Programme

Please see 'Additional programmes' on page 336.

KUWAIT: COUNTRY PROFILE

Kuwait is an oil-rich country in the Middle East bordered by Iraq, Iran and Saudi Arabia. Its strategic location and substantial oil reserves make it one of the highest-income Gulf countries. In 2016 the country's population was estimated at 4,052,000, of whom 316,000 were under the age of 5 and 988,000 were under the age of 18 (World Bank 2017). About one third of the population are Kuwaiti nationals, while the other two thirds are expatriates and migrant workers. Poverty estimates for Kuwait are not publicly available, but with an HDI of 0.800 in 2015 (above the MENA region's average of 0.704), the country is considered to have 'very high' human development and is in 51st place out of 188 countries globally (UNDP 2016).

Much like other MENA countries, the Government of Kuwait allocates a large amount of its budget to **universal subsidies** of fuel, food, housing, electricity, water and telecommunications. Energy subsidies accounted for about 7 per cent of GDP in 2016 (IMF 2017). One of the oldest social protection programmes in Kuwait is the **housing welfare** programme, which started in 1954 and was amended in 1994. This programme includes housing allowance for families who want to build a house or who are still waiting for construction approval. Priority is given to families of martyrs, prisoners, orphaned minors and with household members with disabilities. In 2009 the programme covered around 40 per cent of Kuwaiti families (93,040 households), and the total value of disbursements on housing projects up to June 2010 was estimated at KWD2.3 billion (State of Kuwait n.d.).

A school feeding programme aims to incentivise school enrolment and improvements in children's nutritional status. It is estimated to have offered school meals to around 136,000 students in 2011 (State of Kuwait 2013). As for UCTs, the Public Authority of the Disabled offers **Physical Disability Grants** to those who have medical proof of suffering from a physical disability (State of Kuwait n.d). Additionally, the **General Assistance Programme** offers monthly cash benefits to single, widowed and abandoned women, families with children of school age, orphans, elderly people, families whose main breadwinner has a chronic illness, families of imprisoned household heads, and Kuwaiti women who are married to expatriates and cannot cover the costs of basic subsistence (State of Kuwait 2016).

A chief non-contributory social protection programme in Kuwait is the **Zakat Fund**, which is managed by the Zakat House. The programme offers UCTs and in-kind assistance to vulnerable groups, including divorced and widowed women, orphans, elderly people, indebted people, families whose main breadwinner suffers from a chronic illness, low-income families, and students at school, at university and studying abroad. It has multiple components, including interest-free loans, social assistance (cash and in-kind transfers such as food, clothes and medical devices), building mosques, schools, hospitals, houses for poor people and orphanages as well as an emergency relief component targeting Muslim countries suffering from conflict or natural disasters, such as Syria and Somalia (Zakat House Kuwait 2017). Overall, a number of social protection programmes in Kuwait specifically target children or have a child-sensitive design. However, lack of data limits the ability to evaluate the effectiveness of these programmes and their impact on children's well-being.

REFERENCES

IMF. 2017. *Kuwait: 2016 Article IV consultation—Press release and staff report*. Washington, DC: International Monetary Fund.

State of Kuwait. n.d. “Public Authority for Housing Welfare.” State of Kuwait website. Accessed 17 September 2017. <<http://www.housing.gov.kw/en/AboutPHW.aspx>>.

State of Kuwait. 2013. *Decree no. 23 of 2013, On the Entitlement and Linkage of Public Aid*. Kuwait City: State of Kuwait. In Arabic.

State of Kuwait. 2016. *Periodic Report on the Implementation of the International Convention on the Elimination of All Forms of Racial Discrimination*. Kuwait City: State of Kuwait.

UNDP. 2016. *Human Development Report 2016*. New York: United Nations Development Programme.

World Bank. 2017. “Health Nutrition and Population Statistics.” World Bank website. Accessed 28 October 2017. <<http://databank.worldbank.org/data/reports.aspx?source=health-nutrition-and-population-statistics>>.

Zakat House Kuwait. 2017. “About us.” Zakat House Kuwait website. Accessed 25 July 2017. <http://www.zakathouse.org.kw/zakateng_page.aspx?id=653>.

KUWAIT: PROGRAMME PROFILES

1. Fuel, Food, Electricity, Water and Telecommunications Subsidies

Country	Kuwait
Programme	Fuel, Food, Electricity, Water and Telecommunications Subsidies [1]
Previous programme name	
Start date	
Programme objectives	
Programme typology	Subsidy
Programme components	Fuel, food, electricity, water and telecommunications subsidies
Child-sensitive design feature	
Conditionalities	
Targeting mechanisms	Universal
Target areas	Nationwide
Target groups	Universal
Coverage	
Number of children covered (if available)	
Eligibility criteria	
Eligibility reassessment	
Type of benefits	Subsidised prices
Amount of benefits	
Payment/delivery frequency	
Benefit delivery mechanism	
Benefit recipients	
Minimum and maximum duration of benefits	
Programme expenditure	Energy subsidies accounted for 6.8 per cent of GDP in 2016 [2]
Source of funding	Government [2]
Agencies and institutions involved	
Legal framework	
Management information systems	
M&E mechanisms and frequency	
References/papers	<p>[1] Bertelsmann Stiftung. 2016. <i>BTI 2016—Kuwait Country Report</i>. Gütersloh: Bertelsmann Stiftung. Accessed 25 July 2017. <https://www.bti-project.org/fileadmin/files/BTI/Downloads/Reports/2016/pdf/BTI_2016_Kuwait.pdf>.</p> <p>[2] IMF. 2017. <i>If Not Now, When? Energy Price Reform in Arab Countries. Annual Meeting of Arab Ministers of Finance. April 2017, Rabat, Morocco</i>. Washington, DC: International Monetary Fund. Accessed 29 September 2017. <http://www.imf.org/en/Publications/Policy-Papers/Issues/2017/06/13/if-not-now-when-energy-price-reform-in-arab-countries>.</p>

2. General Assistance

Country	Kuwait
Programme	General Assistance
Previous programme name	
Start date	
Programme objectives	
Programme typology	Unconditional cash transfer; conditional cash transfer (student assistance); housing programme
Programme components	
Child-sensitive design feature	Benefit increases with the number of household members/children; programme targets children; supports children's access to education (1)
Conditionalities	
Targeting mechanisms	Categorical; means-tested
Target areas	
Target groups	Single and widowed women; orphans; elderly people; those who are chronically ill; students; people with disabilities; Kuwaiti women who are married to expatriates and cannot cover basic subsistence level; released prisoners; families of imprisoned household heads (4)
Coverage	
Number of children covered (if available)	
Eligibility criteria	For every Kuwaiti within the aforementioned groups who has no income or income less than the value of the assistance provided; if more than one of the conditions apply, only the highest assistance will be paid (4)
Eligibility reassessment	
Type of benefits	Cash
Amount of benefits	KWD559 for main beneficiary; KWD 21 for wife or sons; minimum KWD255 and maximum KWD1,200; KWD65 for students in general education (kindergartens, primary, secondary and equivalent) and for children under school age; rental fees are paid (or KWD150, whichever is less) (4)
Payment/delivery frequency	Monthly (3)
Benefit delivery mechanism	
Benefit recipients	Beneficiary or representative (3)
Minimum and maximum duration of benefits	
Programme expenditure	
Source of funding	Zakat Fund and others (2)
Agencies and institutions involved	
Legal framework	Decree no. 22 of 1978 (2); Law no. 11 of 2012 (1); Decree no. 23 of 2013 (4)
Management information systems	
M&E mechanisms and frequency	Social assessment review at least twice a year (3)



References/papers

- (1) State of Kuwait. n.d. "Rules and Regulations: The Ministry of Social Affairs Oversees the Following Laws." Ministry of Social Affairs website. Accessed 25 July 2017. <<https://www.mosal.gov.kw/index.php/rules/>>. In Arabic.
- (2) State of Kuwait. 2016. *Periodic Report on the Implementation of the International Convention on the Elimination of All Forms of Racial Discrimination*. Kuwait City: State of Kuwait. Accessed 25 July 2017. <http://webcache.googleusercontent.com/search?q=cache:L7NM7SR2owlJ:tbinternet.ohchr.org/Treaties/CERD/Shared%2520Documents/KWT/CERD_C_KWT_21-24_6518_A.docx+&cd=1&hl=en&ct=clnk&gl=eg>. In Arabic.
- (3) State of Kuwait. 1978. *Decree no. 22 of 1978, Concerning General Assistance*. Kuwait City: State of Kuwait. Accessed 25 July 2017. <<http://www.gcc-legal.org/LawAsPDF.aspx?opt&country=0&LawID=1052>>. In Arabic.
- (4) State of Kuwait. 2013. *Decree no. 23 of 2013, On the Entitlement and Linkage of Public Aid*. Kuwait City: State of Kuwait. Accessed 25 July 2017. <<http://www.gcc-legal.org/LawAsPDF.aspx?opt&country=1&LawID=4102>>. In Arabic.
-

3. Housing Welfare

Country	Kuwait
Programme	Housing Welfare [1]
Previous programme name	
Start date	1954 [1]; new phase in 1994 [2]
Programme objectives	Housing care for Kuwaiti families [2]
Programme typology	Housing benefits
Programme components	When families apply for special financial conditions to build a house, they receive a housing allowance while waiting for bureaucratic approval and construction [2] [3]
Child-sensitive design feature	
Conditionalities	
Targeting mechanisms	Categorical
Target areas	Nationwide [2]
Target groups	Special priority in residential care is given to families of martyrs, dependent families of prisoners, families of minor orphans and families of people with disabilities [2]
Coverage	93,040 Kuwaiti families/households: about 40 per cent of the total number of Kuwaiti families in 2009 [3]
Number of children covered (if available)	
Eligibility criteria	Every married citizen, family [2]
Eligibility reassessment	
Type of benefits	Housing; cash [2]
Amount of benefits	KWD150/month (USD500 approx.) while waiting for the decision on the application for residential care [3]
Payment/delivery frequency	Monthly [3]
Benefit delivery mechanism	
Benefit recipients	The father of the household; in exceptional cases women can be eligible [2]
Minimum and maximum duration of benefits	
Programme expenditure	The total value of the amounts disbursed on housing projects up to June 2010 was KWD2.3 billion [3]
Source of funding	
Agencies and institutions involved	Public Authority for Housing Welfare; Ministry of Housing [3]
Legal framework	Law no. 47 of 1993 Concerning Housing Welfare [47/1993] [2]
Management information systems	
M&E mechanisms and frequency	
References/papers	<p>[1] Timimi, A. 2014. "Recurring housing issues in Kuwait." <i>Al-Hayat</i> website. Accessed 18 September 2017. <http://www.alhayat.com/m/opinion/1225970>. In Arabic.</p> <p>[2] State of Kuwait. 1993. <i>Law no. 47 of 1993 Concerning Housing Welfare</i>. Kuwait City: Public Authority for Housing Welfare. Accessed 18 September 2017. <http://www.gcc-legal.org/LawAsPDF.aspx?opt&country=1&LawID=3664#Section_10091>. In Arabic.</p> <p>[3] State of Kuwait. 2017. "About Us." Public Authority for Housing Welfare website. Accessed 18 September 2017. <https://www.pahw.gov.kw/>.</p>

4. Zakat Fund

Country	Kuwait
Programme	Zakat Fund
Previous programme name	
Start date	
Programme objectives	
Programme typology	Unconditional cash transfer; unconditional in-kind assistance; educational fee waiver
Programme components	Cash and in-kind transfers (food, clothes and medical devices)
Child-sensitive design feature	Supporting children's access to education (student support); programme targets children (orphans)
Conditionalities	Student support: enrolment
Targeting mechanisms	Categorical; means-tested
Target areas	
Target groups	Divorced and widowed women; orphans; elderly people; indebted people; families whose main breadwinner suffers from a chronic illness; families with a low income; students at school, at university and studying abroad
Coverage	In-kind food during Ramadan (n.d.): 8,000 families; in-kind food and clothes (n.d.): 6,000–8,000 families
Number of children covered (if available)	
Eligibility criteria	
Eligibility reassessment	
Type of benefits	Monthly cash for financial assistance; in-kind medical devices; in-kind food during Ramadan and meat for Islamic holidays
Amount of benefits	School fees: KWD7,500
Payment/delivery frequency	In-kind clothes: around three times a year (in different seasons and for different occasions)
Benefit delivery mechanism	
Benefit recipients	
Minimum and maximum duration of benefits	
Programme expenditure	
Source of funding	Zakat
Agencies and institutions involved	
Legal framework	Act no. 5 of 1982
Management information systems	
M&E mechanisms and frequency	
Reference/paper	Zakat House Kuwait. 2017. "About us." Zakat House Kuwait website. Accessed 25 July 2017. < http://www.zakathouse.org.kw/zakateng_page.aspx?id=653 >.



5. School Feeding Programme

Please see [‘Additional programmes’](#) on page 336.

6. Physical Disability Grant

Please see [‘Additional programmes’](#) on page 336.

LEBANON: COUNTRY PROFILE

Lebanon is a middle-income country bordered by Syria and Israel, with an estimated population of 6 million people in 2016, of whom approximately 0.4 million are children under 5 years of age and 1.7 million are under 18 (World Bank 2017a). According to data from the 2011 Household Budgetary Survey, the national poverty rate in the country was 27 per cent, with remarkable regional disparities: 16 per cent in Beirut, but as high as 38 per cent in Bekaa and 36 per cent in North Lebanon (CAS and World Bank 2015).⁶³

The country has a long history of hosting refugees from Palestine (UNRWA 2014) but has been particularly affected by the Syrian refugee crisis. In 2017 there were more than 1 million registered Syrian refugees living in the country, 55 per cent of them being children under 18 (UNHCR 2017). The refugee influx has increased the demand for education and health care (UN Lebanon 2015). In this context, the Government of Lebanon has authorised Syrian refugee families to access public services, including health and child care (World Bank 2013). However, most of the assistance provided to refugees is led by international organisations and funded by donors. In October 2016 the World Food Programme (WFP) operated e-cards and cash transfers, reaching approximately 650,000 Syrian refugees and 15,000 Palestinian refugees from Syria living in Lebanon (WFP 2016).

The Government of Lebanon's overall expenditure on social safety nets was 0.6 per cent of GDP in 2008, the lowest when comparing 11 countries in the MENA region (Silva et al. 2013). The Ministry of Social Affairs (MoSA) is in charge of coordinating the provision of social assistance in Lebanon (MoSA 2011) and has adopted a decentralised development strategy, with an increased focus on the community level through Social Development Centres (SDCs).

SDCs are also the first entry point for the **National Poverty Targeting Programme (NPTP)**, a programme piloted in 2008 and rolled out nationally in 2011 which offers health and education fee waivers to poor households based on a PMT. In addition, the poorest beneficiaries receive e-card food vouchers (which replaced in-kind transfers), providing them with a monthly allowance of USD27 per person, capped at six individuals per household. By the end of 2016 over 108,000 households (456,819 individuals) received the *Halla* card and were eligible for health care and education benefits. However, take-up of NPTP-related services is still low: as of January 2017 only 10,008 households had received e-card food vouchers (World Bank 2017b). In October 2016, 19,457 students benefited from fee waivers, and 11,730 hospital admissions were covered by the programme (World Bank 2016).

The Government of Lebanon provides subsidised education and health care services for the entire population, covering 70 per cent and 85 per cent, respectively, of the fees. The *Halla* card provides access to public hospitals, usually funding the remaining 15 per cent of health fees with co-payments by users. Basic education services are universal, and both enrolment fees and school materials are provided free of charge to students at the basic education level in public schools. For all secondary students, a contribution of 30 per cent of fees is required. Children from NPTP beneficiary families pursuing secondary education are exempt from these fees (World Bank 2014). The programme is financed by the Lebanese government and supported by international donors, including the World Bank and the German government (World Bank 2016).

The need for a national cross-sectoral social development strategy was recognised in the Lebanese National Social Development Strategy, issued by MoSA, an Inter-Ministerial Committee on Social Issues and the UNDP in 2011 (MoSA 2011). The National Strategy puts forward five general objectives, including the expansion of social protection. When it comes to child-sensitive social protection, the strategy prioritises expanding health care coverage for vulnerable children and programmes for orphans deprived of family care or those at risk of abuse or neglect.

63. UNDP has conducted a recent survey that is not publicly available.

The MoSA and the Ministry of Public Health also provide other forms of social assistance, such as the **Disability Card**, enabling access to education, health and employment services. About 13,000 children with disabilities have benefited from the programme, and an additional 3,000 have received a temporary Learning Disability Card, which makes them eligible for special education in MoSA-contracted NGOs (UNICEF 2016). In addition, the Lebanese government provides **food, fuel and electricity subsidies**. In 2013 it spent USD3.1 billion on fuel subsidies (7 per cent of GDP), representing 94 per cent of all government subsidies (Ministry of Environment and UNDP 2015). In 2016, energy price subsidies accounted for 6.7 per cent of GDP (IMF 2017). The **Fund for Displaced**, created in 1993 to support victims of internal conflicts, is also available.

Despite several initiatives, Lebanon's main non-contributory social protection programme remains limited in scope and coverage, reaching less than 10 per cent of the population (World Bank 2016). Regarding the situation of children, low take-up rates of the school fee exemption indicates that there are barriers for accessing education other than the fees themselves, in which a broader flagship programme could play an enabling role. Indeed, the government has led efforts to institutionalise and scale up the NPT, which should prove to be a unique opportunity to review its operational challenges and improve its child-sensitive features.

REFERENCES

- IMF. 2017. *If Not Now, When? Energy Price Reform in Arab Countries. Annual Meeting of Arab Ministers of Finance. April 2017, Rabat, Morocco*. Washington, DC: International Monetary Fund.
- Ministry of Environment and UNDP. 2015. *Fossil Fuel Subsidies in Lebanon: Fiscal, Equity, Economic and Environmental Impacts*. Beirut: Ministry of Environment and United Nations Development Programme.
- MoSA. 2011. *National Social Development Strategy of Lebanon*. Beirut: Ministry of Social Affairs.
- Silva, J., V. Levin, and M. Morgandi. 2013. *Inclusion and Resilience. The way forward for Social Safety Nets in the Middle East and North Africa. MENA Development Report*. Washington, DC: World Bank.
- UNHCR. 2017. "Syria Regional Refugee Response." United Nations High Commissioner for Refugees website. Accessed 3 August 2017. <<http://data.unhcr.org/syrianrefugees/country.php?id=122>>.
- UNICEF. 2016. "Social Safety Net Mechanisms Used by Children with Disabilities and Their Families in Lebanon." Unpublished report. New York: United Nations Children's Fund. Internal archives.
- UN Lebanon. 2015. *Lebanese Crisis Response Plan 2015–2016*. Beirut: United Nations Lebanon.
- UNRWA. 2014. "Where we work." United Nations Relief and Works Agency website. Accessed 4 August 2017. <<https://www.unrwa.org/where-we-work/lebanon>>.
- WFP. 2016. *WFP Lebanon Country Brief*. Rome: World Food Programme.
- World Bank. 2013. *Economic and social impact assessment of the Syrian conflict. Report no. 81098-LB*. Washington, DC: World Bank.
- World Bank 2014. *Project appraisal document on a proposed grant in the amount of US\$ 8.2 million to the Lebanese Republic for an Emergency National Poverty Targeting Program Project. Report No: PAD1030*. Washington, DC: World Bank.
- World Bank. 2015. *Measuring poverty in Lebanon using 2011 HBS. Technical Report*. Washington, DC: World Bank.
- World Bank. 2016. "The National Poverty Targeting Program (NPTP) Briefing Note." Unpublished report. Washington, DC: World Bank. Internal archives.
- World Bank. 2017a. "Health Nutrition and Population Statistics." World Bank website. Accessed 28 October 2017. <<http://databank.worldbank.org/data/reports.aspx?source=health-nutrition-and-population-statistics>>.
- World Bank. 2017b. *Emergency National Poverty Targeting Project (P149242). Implementation Status & Results Report*. Washington, DC: World Bank.

LEBANON: PROGRAMME PROFILES

1. (Emergency) National Poverty Targeting Programme (E-NPTP)

Country	Lebanon
Programme	(Emergency) National Poverty Targeting Programme (E-NPTP)
Previous programme name	National Poverty Targeting Programme (NPTP)
Start date	NPTP started as a pilot in 2007 and was scaled up nationally in 2011; the E-NPTP was introduced in 2014 with support from the Lebanon Trust Fund (1)
Programme objectives	To provide social assistance to the poorest and most vulnerable Lebanese households, including health care, education and nutritional support (1)
Programme typology	Health care benefits; unconditional in-kind transfers (e-card food vouchers); educational fee waivers (1)
Programme components	i. payment of the beneficiary portion of health bills in public and private hospitals (by waiving 10–15 per cent for hospitalisation fees; ii. coverage of prescriptions for chronic disease medications through Ministry of Public Health centres; iii. registration fee waivers and free books for students in secondary public schools; iv. discounts on electricity bills submitted to Electricité du Liban (Electricity of Lebanon) and food baskets for unemployed elderly people with small household sizes; v. food assistance through e-card vouchers (2) (3)
Child-sensitive design feature	School fee waivers support children's access to education; programme targets children
Conditionalities	
Targeting mechanisms	Proxy means test (PMT): the initial PMT formula was developed in 2011 based on Lebanon's 2004-2005 Household Budget Survey, and the NPTP databases are based on this formula; in 2016 the World Bank (in partnership with the Lebanese government) updated the PMT formula, and it will be gradually used for the recertification of all beneficiaries (1)
Target areas	No geographical targeting; however, most extremely poor Lebanese households are located in North Lebanon and Bekaa governorates, where 95 per cent of e-card food vouchers beneficiaries live; five governorates (Caza) account for 90 per cent of the amount redeemed, namely Aakkar, Tripoli, Minyeh-Donneyeh, Baalbeck and Hermel (4)
Target groups	Extremely poor households based on the national lower poverty line; children (1)
Coverage	108,012 beneficiary households (456,819 individuals) eligible to receive health and education benefits as of October 2016; e-card food vouchers: 10,008 households (42,883 individuals) as of October 2016 (2); 19,457 students benefited from fee waivers in the 2015-2016 school year, and 11,730 people benefited from subsidised hospital admissions in 2016 (1)
Number of children covered (if available)	
Eligibility criteria	Lebanese households interested in joining the programme are required to contact the nearest SDC and ask to be registered. Applicants are expected to produce necessary documents and agree to be visited by a Social Inspector (SI). The SI then visits the household to gather information to assess its poverty level based on a PMT formula. The test includes questions to assess the applicant's standard of living, such as their employment status, level of education, marital status, physical ability, housing condition, assets owned and their geographical location. If the score is under a determined threshold that corresponds to the lower poverty line, the household is registered as a beneficiary. The poorest NPTP beneficiaries are eligible for food vouchers (2) (5)



Eligibility reassessment	According to the MoSA, once the ranking is established, the database can be used to target different types of social assistance to the neediest and most venerable households, and both household welfare and the PMT formula are periodically reassessed; however, there is currently no case management system in place to keep track of the programme's impact on beneficiaries; recertification is taking place, and around 40,000 (out of 105,000) households have already been reassessed based on the revised PMT (1) (3)
Type of benefits	Health care benefits; school fee waivers; food vouchers (1)
Amount of benefits	Food voucher (e-card): USD27 capped at six individuals per household (the voucher's value decreased from USD30 to USD27 in August 2016) (6)
Payment/delivery frequency	E-card food voucher: monthly; households can redeem e-cards at around 450 shops contracted by the WFP throughout Lebanon (4) (6)
Benefit delivery mechanism	i) <i>Halla</i> cards can be used to access education and health benefits at the local level through SDCs, local clinics and the Ministry of Education and Higher Education (through payment exemptions); ii) e-card food voucher (1) (5)
Benefit recipients	Head of household or applicant (5)
Minimum and maximum duration of benefits	
Programme expenditure	Total initial project cost for the ENPT for 2014–2017: USD213.93 million, of which USD84.9 million from the Government of Lebanon, USD8.2 million from the World Bank (through the Trust Fund for Lebanon Grant); E-card financing for November 2014 to May 2017: total USD21.9 million, of which USD10.8 million from the World Bank, USD7.3 million from the German government, USD3.2 million from UNHCR and USD735,000 from the UN Central Emergency Response Fund (1) (7)
Source of funding	World Bank; Lebanese government; German government (2)
Agencies and institutions involved	MoSA and Ministry of Public Health; SDCs; Presidency of the Council of Ministers—Central Management Unit; World Bank; UNHCR; WFP (1)
Legal framework	The NPT has been officially established as an 'Emanating Project' by Ministerial decree, which legislates the NPT as an official unit within the MoSA (3)
Management information systems	A national database of the beneficiaries of NPT is organised by the MoSA; household information is collected by Social Inspectors working at SDCs during the initial household visits and through PMT questionnaires (1)



References/papers

- [1] World Bank. 2016. "The National Poverty Targeting Program (NPT) Briefing Note." Unpublished report. Washington, DC: World Bank. Internal archives.
- [2] World Bank. 2017. *Emergency National Poverty Targeting Project (P149242). Implementation Status & Results Report*. Washington, DC: World Bank. Accessed 26 July 2017. <<http://documents.worldbank.org/curated/en/687291483982228556/pdf/ISR-Disclosable-P149242-01-09-2017-1483982216388.pdf>>.
- [3] UNICEF Lebanon. 2017. Personal communication.
- [4] Republic of Lebanon. 2015. *Emergency National Poverty Targeting Program: Temporary E-Card Food Voucher November 2014–February 2015*. Beirut: Presidency of the Council of Ministers, Central Management Unit. Accessed 27 July 2017. <http://nptp.pcm.gov.lb/Cultures/ar-LB/publications/docs/Documents/Redeemed%20Amounts%20and%20Transactions%20Nov_14%20-%20Feb_15.pdf>.
- [5] Kukrety, N., Oxfam and Issam Fares Institute of American University Beirut. 2016. *Poverty, Inequality and Social Protection in Lebanon*. Beirut: Institute of American University Beirut. Accessed 26 July 2017. <https://www.oxfam.org/sites/www.oxfam.org/files/file_attachments/rr-poverty-inequality-social-protection-lebanon-200116-en_0.pdf>.
- [6] Government of Lebanese Republic. 2017. *Food Security Indicators and Redeemed Amounts of the E-Card Food Voucher Beneficiary Households May – September 2016*. Presidency of the Council of Ministers. Accessed 27 July 2017. <http://nptp.pcm.gov.lb/Cultures/ar-LB/publications/docs/Documents/Food_Security_Indicators_September2016.pdf>.
- [7] World Bank. 2014. *Project Appraisal Document on a Proposed Grant in the amount of 8.2 million USD to the Lebanese Republic for an Emergency National Poverty Targeting Program Project*. Report No: PAD1030. Washington, DC: World Bank. Accessed 26 July 2017. <<https://goo.gl/bSrCym>>.

2. Disability Card

Country	Lebanon
Programme	Personal Disability Card (1)
Previous programme name	
Start date	1995 (2)
Programme objectives	To provide welfare, education, health and employment services to people with disabilities, and fulfil their rights to an accessible environment etc. (3)
Programme typology	Health care benefits
Programme components	Subsidies for public medical services; specialised equipment; and taxation (3)
Child-sensitive design feature	Programme targets children; supports children's access to education (Learning Disability Card)
Conditionalities	
Targeting mechanisms	Categorical
Target areas	Nationwide
Target groups	People with disabilities, children with disabilities
Coverage	
Number of children covered (if available)	13,082 children with disabilities (aged 0–17); in addition, around 3,000 children received a Temporary Learning Disability card which makes them eligible for special education at MoSA-contracted NGOs (2)
Eligibility criteria	A person with a disability is defined as a person who experiences a decrease or even a disappearance of his/her capacity to: practise one or more important activity(ies) or to provide him/herself with the basics of livelihood alone; or a person who has lost the capacity to take part in social activities equally with others or to guarantee a normal personal or social life according to the common criteria of the society s/he lives in because of the lack in one of his/her functions—be it corporal, sensorial or mental, permanently or temporarily because of a defect by birth or acquired with time or because of an illness; the recognised types are motor, intellectual (mental), autism, visual and hearing (1)
Eligibility reassessment	The card is given for a maximum of five years; it needs to be reviewed after the expiry date shown on the card (4)
Type of benefits	Health care benefits and technical aids; access to specialised institutions providing a package of care, education, health, therapy and other services, including residential care (1); fiscal exemptions and tax benefits; employment quotas by law (3 per cent of public-sector jobs); and unemployment benefits are stipulated by law but not paid (2)
Amount of benefits	
Payment/delivery frequency	
Benefit delivery mechanism	
Benefit recipients	
Minimum and maximum duration of benefits	
Programme expenditure	
Source of funding	Governmental (MoSA)
Agencies and institutions involved	MoSA; Ministry of Public Health (3)
Legal framework	Law on the Right of Persons with Disability (220/2000) (3) (1)



Management information systems	Each cardholder has a complete file with detailed demographic, medical, physical, educational, intellectual, social and economic data saved in a database at the Rights & Access Programme at the MoSA's Hadath centre; data are updated regularly or upon renewal of the card [4]
M&E mechanisms and frequency	
References/papers	<p>[1] Government of Lebanese Republic. 2000. <i>Law 200/2000 on the Rights of Persons with Disabilities</i>. Beirut: Government of Lebanese Republic. Internal archives.</p> <p>[2] UNICEF. 2016. "Social Safety Net Mechanisms Used by Children with Disabilities and Their Families in Lebanon." Unpublished report. New York: United Nations Children's Fund. Internal archives.</p> <p>[3] Ministry of Education and Higher Education of Lebanon. 2016. <i>Reaching All Children with Education: RACE II (2017–2021)</i>. Beirut: Ministry of Education and Higher Education of Lebanon. Accessed 26 July 2017. <http://www.mehe.gov.lb/uploads/file/2016/Oct/RACE%20II_FINAL%20Narrative_29AUG2016.pdf>.</p> <p>[4] UNICEF Lebanon. 2017. Personal communication.</p>

3. Food, Fuel and Energy Subsidies

Country	Lebanon
Programme	Food, Fuel and Energy Subsidies
Previous programme name	
Start date	Different start dates for different subsidies: wheat farming subsidy 1993; bread subsidies 1997
Programme objectives	Price subsidies for diesel, bread, domestic production of tobacco, and subsidies to <i>Electricité du Liban</i> (1)
Programme typology	Subsidies
Programme components	
Child-sensitive design feature	
Conditionalities	
Targeting mechanisms	Universal
Target areas	Nationwide
Target groups	Universal
Coverage	
Number of children covered (if available)	
Eligibility criteria	
Eligibility reassessment	
Type of benefits	Subsidised prices
Amount of benefits	Excise rates in Lebanon were reduced from LBP10,000/20 litres to LBP5,000/20 litres in March 2011; it is assumed that the optimal excise rate is set at USD0.334/ litre, and the gasoline subsidy (i.e. forgone revenues) is calculated accordingly (2)
Payment/delivery frequency	
Benefit delivery mechanism	Direct subsidies given to oil products for final consumption (as in reduced excise rates or VAT exemption, for instance) or in the form of indirect subsidies, such as treasury transfers to <i>Electricité du Liban</i> , through which consumers only pay one third of the recovery rate (2)
Benefit recipients	
Minimum and maximum duration of benefits	
Programme expenditure	Energy subsidies accounted for 6.7 per cent of GDP in 2016 (3); in 2013 the government spent USD3.1 billion on fuel subsidies (7 per cent of GDP), representing 94 per cent of all government subsidies (2)
Source of funding	Government (1)
Agencies and institutions involved	Ministry of Finance; Ministry of Energy; Ministry of Agriculture; Ministry of Economy and Trade
Legal framework	Subsidises on cereals: Legislative Decree 143 of 12 June 1959 (amended by Decree no. 2896 of 28 December 1973 (4)
Management information systems	
M&E mechanisms and frequency	



References/papers

- [1] Karam, A., G. Zureiqat, and N. Rammal. 2015. *Social Protection and Safety Nets in Lebanon*. Brighton: Institute of Development Studies. Accessed 26 July 2017. <<http://www.ids.ac.uk/files/dmfile/SocialprotectionandsafetynetsinLebanon.pdf>>.
 - [2] Ministry of Environment and UNDP. 2015. *Fossil Fuel Subsidies in Lebanon: Fiscal, Equity, Economic and Environmental Impacts*. Beirut: Ministry of Environment and United Nations Development Programme. Accessed 27 July 2017. <http://www.lb.undp.org/content/lebanon/en/home/library/environment_energy/Fossil-Fuel-Subsidies-in-Lebanon.html>.
 - [3] IMF. 2017. *If Not Now, When? Energy Price Reform in Arab Countries. Annual Meeting of Arab Ministers of Finance. April 2017, Rabat, Morocco*. Washington, DC: International Monetary Fund. Accessed 29 September 2017. <<http://www.imf.org/en/Publications/Policy-Papers/Issues/2017/06/13/if-not-now-when-energy-price-reform-in-arab-countries>>.
 - [4] UNICEF Lebanon. 2017. Personal communication.
-

4. Fund for the Displaced

Please see 'Additional programmes' on page 336.

LIBYA: COUNTRY PROFILE

Libya neighbours Tunisia, Algeria, Niger, Chad, Sudan and Egypt, and is bordered by the Mediterranean Sea to the north. In 2016 the country had a population of over 6 million people, of whom 33 per cent were under 18 and 10 per cent were under 5 years old (World Bank 2017a). Libya used to be one of the most developed non-Gulf Cooperation Council economies in the region, with gross national income (GNI) of USD12,440 per capita in 2010 (World Bank 2017b). Due to the ongoing conflict, oil production—the country's leading source of income—has decreased significantly, causing GDP to drop by half compared to pre-2011 levels and GNI to fall to USD4,730 in 2011 (World Bank 2017b; 2017c). Between 2010 and 2015, Libya's HDI fell from 0.756 to 0.716, placing it 102nd out of 188 countries (UNDP 2016). Given the lack of recent official statistics, Libya's poverty rate is uncertain. Using the 2003 national poverty line, the World Bank estimated it at 14.4 per cent in 2015 (Araar et al. 2015).

The ongoing dispute among rival groups has caused high levels of violence and political instability, severely impairing the provision of essential public services and the protection of human rights. So far, the conflict has left 1.3 million people in need of humanitarian assistance, including 439,000 children (OCHA 2016). Moreover, Libya plays a significant role as a transit and destination country for migrants and refugees, who often live in conditions of extreme vulnerability, as they are exposed to arbitrary arrest, exploitation by criminal networks and limited access to legal and social protection. It is estimated that between 700,000 and 1 million migrants reside in Libya (IOM 2016). As of July 2017, 217,000 Libyans were identified as internally displaced, 56 per cent of whom were children (IOM 2017). Further, about 315,000 children—including refugees and migrants—require educational support (OCHA 2016).

In principle, health care and education services are provided free of charge. The Ministry of Education implements several school-based health programmes, which include the provision of psychological support to children. Over recent decades Libya has made substantial improvements regarding health indicators: between 1990 and 2015, under-5 mortality rates fell from 42 to 13 deaths per 1,000 live births (UNICEF 2017). In the same period, maternal mortality rates decreased from 39 to 9 per 100,000 live births (WHO 2015). Nevertheless, malnutrition remains a concern, with approximately 21 per cent of children being stunted (UNICEF 2017).

Little information is available about the current status and coverage rates of contributory or non-contributory social protection schemes in the country. Prior to the conflict, Libya was moving from a more State-regulated economy with an extensive social infrastructure towards a market-based economy (World Bank 2006). Spending on social protection was estimated at 4.4 per cent of GDP in 2010 (ILO 2015). In comparison to other countries in the region, the formal social security system is very comprehensive, reaching coverage rates of up to 87 per cent (Jawad 2014). Benefits are paid on a contributory basis in the event of old age, disability, sickness, unemployment, injury or pregnancy (SSA 2015).

Food, fuel and energy subsidies were adopted in the 1970s. A process of subsidy reforms took place between 2005 and 2010. Yet with the outbreak of the revolution, these reforms were rolled back almost entirely (Araar et al. 2015). In 2015, however, a lack of funds led to a *de facto* removal of food subsidies, resulting in food shortages and a substantial increase in food prices. Despite the removal of food subsidies, spending on fuel and energy subsidies remains high, estimated at 12.5 per cent of GDP in 2016 (World Bank 2017c).

The Libyan Social Security Fund of the Ministry of Social Affairs provides families considered 'fragile' with **financial and social support**. Law no. 20 of 1998 on the Social Security Fund states that large families in need (among other categories) are provided with assistance, as well as housing and education (DCAF 2014). More detailed information on this programme is limited.

According to Law no. 27 of 2013, a **family allowance** of LYD100 per month should be paid by the Ministry of Social Affairs to all children under 18 and to single women who have no salary or wage (ILO 2014; SSA 2015). This makes Libya the only country in the region with a universal child allowance. The same law also stipulates that a monthly allowance of LYD150 should be paid to married Libyan women who do not earn any salary or wage (ILO 2014).

Humanitarian assistance programmes currently play a crucial role in providing essential goods and services. While most services are provided as temporary benefits to alleviate the impacts of the current crisis, a few initiatives foresee a transition to national authorities once conditions allow for it: The World Food Programme (WFP), for example, delivers **food baskets** to food-insecure individuals as identified in the 2015 Libya Multi-Sectoral Needs Assessment. The WFP is considering the possibility of transforming it into a cash and voucher scheme and to include it in the national social safety net, once it is operational again (WFP 2015). However, this has not happened yet due to security risks, limited data on food availability and fluctuating prices in local markets (WFP 2016).

The lack of recent data represents a challenge in assessing Libya's social protection system and the extent to which it reaches children. Due to the current security situation and political instability, many national service provision systems have become dysfunctional, emphasising the importance of humanitarian programmes. In the medium term, it will be important to integrate these humanitarian programmes into the national social protection system, such as the food baskets provided by the WFP. Moreover, given the severe consequences of the conflict on children's well-being, it will be important to focus on introducing more child-sensitive social protection programmes in the future.

REFERENCES

- Araar, A., N. Choueiri, and P. Verme. 2015. "The Quest for Subsidy Reforms in Libya." *Policy Research Working Paper 7225*. Washington, DC: World Bank.
- DCAF. 2014. "Libyan Security Sector Legislation. Law no. 20 of 1998 concerning the Social Welfare Fund." Democratic Control of Armed Forces website. Accessed 4 October 2017. <<http://security-legislation.ly/ar/node/33335>>. In Arabic.
- ILO. 2014. "Libya (150)." NATLEX website. Accessed 24 September 2017. <http://ilo.org/dyn/natlex/natlex4.detail?p_lang=en&p_isn=96436&p_country=LBY&p_count=150>.
- ILO. 2015. *World Social Protection Report 2014/15*. Geneva: International Labour Organization.
- IOM. 2016. "Libya." International Organization for Migration website. Accessed 25 September 2017. <<https://www.iom.int/countries/libya>>.
- IOM. 2017. *Libya IDP and Returnee Report Round 12 June–July 2017. Displacement Tracking Matrix*. Geneva: International Organization for Migration.
- Jawad, R. 2014. "Social Protection in the Arab Region: Emerging Trends and Recommendations for Future Social Policy." *Arab Human Development Report Research Paper Series*. New York: United Nations Development Programme Regional Bureau for Arab States.
- OCHA. 2016. *Libya Humanitarian Response Plan 2017*. New York: United Nations Office for the Coordination of Humanitarian Affairs.
- SSA. 2015. "Libya." Social Security Administration website. Accessed 25 September 2017. <<https://www.ssa.gov/policy/docs/progdesc/ssptw/2014-2015/africa/libya.html>>.
- UNDP. 2016. *Human Development Report 2016*. New York: United Nations Development Programme.
- UNICEF. 2017. *Progress for children with equity in the Middle East*. Amman: United Nations Children's Fund Regional Office for the Middle East and North Africa.
- WFP. 2015. *Assistance to People Affected by the Crisis in Libya—Operation Document*. Rome: World Food Programme.
- WFP. 2016. *Assistance to people affected by the crisis in Libya. Standard Project Report 2016*. Rome: World Food Programme.
- WHO. 2015. *Trends in Maternal Mortality: 1990 to 2015*. Geneva: World Health Organization.
- World Bank. 2006. *Socialist People's Libyan Arab Jamahiriya Country Economic Report. Report no. 30295-LY*. Washington, DC: World Bank.
- World Bank. 2017a. "Health Nutrition and Population Statistics." World Bank website. Accessed 28 October 2017. <<http://databank.worldbank.org/data/reports.aspx?source=health-nutrition-and-population-statistics>>.
- World Bank. 2017b. "World Development Indicators." World Bank website. Accessed 16 August 2017. <<http://databank.worldbank.org/data/reports.aspx?source=world-development-indicators>>.
- World Bank. 2017c. *Libya's Economic Outlook—April 2017*. Washington, DC: World Bank.

LIBYA: PROGRAMME PROFILES

1. Family Allowance

Country	Libya
Programme	Family Allowance
Previous programme name	
Start date	1998 [1]
Programme objectives	To provide financial support to Libyan families (especially those with children) and unmarried females [1]
Programme typology	Unconditional cash transfer [1]
Programme components	
Child-sensitive design feature	Benefit increases with the number of household members/children; programme targets children
Conditionalities	
Targeting mechanisms	Categorical; means-tested (for unmarried females) [1]
Target areas	Nationwide
Target groups	Children; women and girls [1]
Coverage	
Number of children covered (if available)	
Eligibility criteria	Children must be younger than 18 (no limit for unmarried females with no source of income); Libyan children living abroad for more than three months are ineligible [1]; married women who do not have any salary or wage [2]
Eligibility reassessment	
Type of benefits	Cash [1]
Amount of benefits	LYD100/month is paid for each child; LYD150/month for wives [2]
Payment/delivery frequency	Monthly [1]
Benefit delivery mechanism	
Benefit recipients	Head of household in a continuing relationship, and the caregiver in case of separation [3]
Minimum and maximum duration of benefits	
Programme expenditure	
Source of funding	
Agencies and institutions involved	Ministry of Social Affairs [1]
Legal framework	Law no. 27 of 2013 on Allowances for Children and Wives [2]
Management information systems	
M&E mechanisms and frequency	
References/papers	[1] SSA. 2015. "Libya." Social Security Administration website. Accessed 24 September 2017. < https://www.ssa.gov/policy/docs/progdesc/ssptw/2014-2015/africa/libya.html >. [2] ILO. 2014. "Libya [150]." NATLEX website. Accessed 24 September 2017. < http://ilo.org/dyn/natlex/natlex4.detail?p_lang=en&p_isn=96436&p_country=LB&p_count=150 >. [3] Ministry of Social Affairs. <i>Law no. 27 of 2013</i> . Tripoli: Ministry of Social Affairs. Accessed 4 October 2017. < https://goo.gl/QyGHCd >. In Arabic.

2. Financial and social support provided by the Social Security Fund

Country	Libya
Programme	Financial and social support provided by the Social Security Fund
Previous programme name	
Start date	1998
Programme objectives	
Programme typology	Unconditional cash transfer; health care benefits; housing
Programme components	Health care, education, housing and social services; assistance in accordance with legally defined restrictions; subsidies and disbursement of compensation in cases of disasters; basic pension
Child-sensitive design feature	
Conditionalities	
Targeting mechanisms	Categorical (further information on how beneficiaries are selected has not been found)
Target areas	Nationwide
Target groups	Those who have no guardian from the community; basic retirement pensioners; people with disabilities; large families in need; those without enough pension; victims of disasters and natural disasters
Coverage	
Number of children covered (if available)	
Eligibility criteria	Libyan citizens within the target group
Eligibility reassessment	
Type of benefits	Cash; housing; health care benefits; social services
Amount of benefits	
Payment/delivery frequency	
Benefit delivery mechanism	
Benefit recipients	Head of household in a continuing relationship, the caregiver in case of separation, and guardians depending on cases
Minimum and maximum duration of benefits	
Programme expenditure	
Source of funding	A contribution of 1 per cent is deducted from the total entry of all employees, whether in public or private bodies, as well as from self-employed workers; contributions determined under the laws in force or by the General People's Committee; donations; zakat income
Agencies and institutions involved	Ministry of Social Affairs; Social Security Fund
Legal framework	Law no. 20 of 1998 on the Social Security Fund
Management information systems	
M&E mechanisms and frequency	
Reference/paper	DCAF. 2014. "Libyan Security Sector Legislation. Law no. 20 of 1998 concerning the Social Welfare Fund." Democratic Control of Armed Forces website. Accessed 4 October 2017. < https://security-legislation.ly/ar/node/32196 >. In Arabic.

3. Food Baskets

Country	Libya
Programme	Food Baskets
Previous programme name	
Start date	January 2016 (1)
Programme objectives	To provide food assistance to people who are food-insecure as a result of the conflict in Libya (1)
Programme typology	In-kind assistance (1)
Programme components	
Child-sensitive design feature	
Conditionalities	
Targeting mechanisms	Categorical; means-tested (2)
Target areas	Eastern and western Libya (1)
Target groups	Food-insecure population (210,000 people according to the 2015 Libya Multi-Sectoral Needs Assessment (MSNA), including IDPs, host communities and refugees/asylum-seekers) (2)
Coverage	113,485 beneficiaries in 2016 (1)
Number of children covered (if available)	26,807 children under 5 years and 30,921 aged 5–17 years in 2016 (1)
Eligibility criteria	Those identified as most food-insecure according to the MSNA; priority is given to: IDP households that have recently been displaced; IDP households that have been displaced more than once during the year; female-headed families of IDPs without regular or stable income; large families of IDPs without regular or stable income, including families that have individuals with special needs or a long illness; refugees and asylum-seekers (due to limited/no access to assistance); vulnerable host communities, and non-displaced population with acute food needs (2)
Eligibility reassessment	
Type of benefits	In-kind in the form of food (1)
Amount of benefits	Two parcels per month, enough to feed five people for one month, provide 75 per cent (1,560 kcal) of daily energy requirements per person per day of enriched pasta, rice, chickpeas, tomato paste, fortified vegetable oil and sugar (1)
Payment/delivery frequency	Two parcels monthly (1)
Benefit delivery mechanism	Food is purchased in Turkey; transportation, loading, unloading, storage, handling, inspection and dispatch are ensured by locally based companies under the supervision of the WFP (1)
Benefit recipients	
Minimum and maximum duration of benefits	
Programme expenditure	Budget for the project in 2016-2017: USD54,737,031 (of which USD47,582,133 is for food and related costs) (1)
Source of funding	
Agencies and institutions involved	WFP; should all parties agree to the proposed Libyan Political Accord and form a unity government, the WFP will explore the possibility of a transition from general food distribution into a cash and voucher scheme for the most vulnerable households, which would eventually be integrated into a revived national social safety net and Public Distribution System (2)
Legal framework	
Management information systems	



M&E mechanisms and frequency	A third-party monitor verifies the targeting and distribution processes; a hotline is in place for beneficiaries to provide feedback; post-distribution monitoring is also conducted to analyse beneficiaries' food consumption [2]
References/papers	<p>[1] WFP. 2016 <i>Assistance to people affected by the crisis in Libya. Standard Project Report 2016</i>. Rome: World Food Programme. Accessed 24 September 2017. <https://docs.wfp.org/api/documents/140cca0823df4acc9fccc3677f383da9/download/>.</p> <p>[2] WFP. 2015. <i>Assistance to People Affected by the Crisis in Libya. Operation Document</i>. Rome: World Food Programme. Accessed 13 September 2017. <http://documents.wfp.org/stellent/groups/internal/documents/projects/wfp280663.pdf?_ga=2.179795876.1830937796.1505312013-1085628042.1505312013>.</p>

4. Food, Fuel and Energy Subsidies

Country	Libya
Programme	Food, Fuel and Energy Subsidies
Previous programme name	
Start date	1971 [1]
Programme objectives	
Programme typology	Subsidy
Programme components	Food, fuel and electricity subsidies; in 2015 a lack of funds led to a <i>de facto</i> removal of food subsidies) [1]
Child-sensitive design feature	
Conditionalities	
Targeting mechanisms	Universal
Target areas	Nationwide
Target groups	Universal
Coverage	
Number of children covered (if available)	
Eligibility criteria	
Eligibility reassessment	
Type of benefits	Subsidised prices
Amount of benefits	
Payment/delivery frequency	
Benefit delivery mechanism	Subsidised food products are made available in fixed per capita quantities at cooperatives throughout the country, except for subsidised flour used to bake bread, which is distributed to bakeries directly [1]
Benefit recipients	
Minimum and maximum duration of benefits	
Programme expenditure	12.5 per cent of GDP (without food subsidies) in 2016 [2]
Source of funding	
Agencies and institutions involved	Ministry of Economy; National Oil Corporation, under the authority of the Ministry of Oil [1]
Legal framework	
Management information systems	
M&E mechanisms and frequency	
References/papers	<p>[1] Araar, A., N. Choueiri, and P. Verme. 2015. "The Quest for Subsidy Reforms in Libya." <i>Policy Research Working Paper</i> 7225. Washington, DC: World Bank. Accessed 25 September 2017. <http://documents.worldbank.org/curated/en/344571467980552949/pdf/WPS7225.pdf>.</p> <p>[2] World Bank. 2017. <i>Libya's Economic Outlook—April 2017</i>. Washington, DC: World Bank. Accessed 25 September 2017. <http://www.worldbank.org/en/country/libya/publication/economic-outlook-april-2017>.</p>

MOROCCO: COUNTRY PROFILE

Morocco is a lower-middle-income country in North Africa. In 2016 its population was estimated at 35.27 million, of whom 10 per cent (3.5 million) are under the age of 5 and 32 per cent (11.4 million) are under the age of 18 (World Bank 2017a). Although its poverty rate fell from 15.3 per cent in 2001 to 4.8 per cent in 2014, regional disparities remain a cause for concern, since 74 per cent of the poorest population are concentrated in only 5 of the 12 regions⁶⁴ (Haut-Commissariat au Plan 2016). Morocco's HDI was 0.647 in 2015, which is above the average for countries in the medium human development group (UNDP 2016).

Moroccan children are disproportionately affected by poverty. The National Observatory of Human Development (*Observatoire Nationale du Développement Humain*—ONDH) estimates that 4.4 per cent of children were living in households with a consumption level below the national poverty line in 2015. An additional 14.4 per cent were living in households just above this threshold but below the national vulnerability line, meaning that they face a high risk of falling into poverty in the event of a shock (ONDH et al. 2017). Moreover, almost 40 per cent suffer from multidimensional poverty (69 per cent in rural areas, compared to 17 per cent in urban areas) (ibid.).

The country adopted a new Constitution in 2011, which launched a series of structural reforms, including in the domain of public finance, governance, public administration, regionalisation and social protection.

Despite recent efforts to improve the efficiency of social spending and shift from fuel subsidies to more targeted social protection schemes, energy subsidies still represented approximately 75 per cent of public expenditures on social safety net programmes in 2016, which corresponds to 1.4 per cent of GDP, down from 4.6 per cent in 2013 (World Bank 2017b).

The Moroccan social protection system can be divided into three parts: i. contributory services (e.g. *Caisse Nationale de Sécurité Sociale*, *Caisse Marocaine des Retraites* and the *Régime Collectif d'Allocation de Retraite*), which are mainly available for formal-sector workers; ii. partially contributory (**Regime d'Assistance Médicale—RAMED**); and iii. non-contributory schemes, which are the focus of this study. In addition, the National Initiative for Human Development (*Initiative Nationale pour le Développement Humain*—INDH) is worth noting: a social investment mechanism implemented by the government to co-finance projects and activities aiming to reduce poverty and inequality (ADB 2016).

In the health sector, the National Health Insurance Agency (*Agence Nationale d'Assurance Maladie*—ANAM) is responsible for both regulating the contributory health insurance scheme (*Assurance Maladie Obligatoire*—AMO) and managing the public resources allocated to RAMED. RAMED health care services are provided for those who are not entitled to benefits from the contributory system. In 2016 the scheme reached 6.3 million users with active cards (ANAM 2016). In fact, RAMED was an important step towards the universalisation of health care in Morocco, reaching both urban and rural areas. The programme is non-contributory for households classified as poor. A yearly contribution is required of those classified as vulnerable (maximum of MAD600 per household). According to the Moroccan Ministry of Economy and Finance, the rate of card renewal is relatively low, especially among vulnerable families. In November 2016, 4 million registered beneficiaries had inactive cards (out of 10 million registries) (Ministère de l'Economie et des Finances 2017a). In addition, the government subsidises and reimburses the cost of drugs, as provided in Decree no. 2-13-852 of 2013 (Ministère de la Santé 2013).

Over the last 10 years the Government of Morocco has been improving its focus on mothers and children through both unconditional and conditional cash transfers. The country's flagship programme, *Tayssir*, is a geographically targeted CCT which reached 716,350 students in the 2016-2017 school year (Ministère de l'Economie et des Finances 2017b).

64. Draa-Tafilalet (14.6 per cent), Béni-Mellal-Khénifra (9.3 per cent), Marrakech-Safi (5.4 per cent), Oriental (5.3 per cent), Fès-Meknès (5.2 per cent) and Souss-Massa (5.1 per cent).

All children in targeted areas are eligible, and each beneficiary family is entitled to claim the benefit for up to three children, while the level of the benefit increases according to the child's school grade. In the 2013-2014 school year, government expenditure on the programme was MAD713 million (World Bank 2015).

The Direct Assistance to Widows (**Programme d'Aide Directe aux Veuves en Situation de Précarité**) and the Mutual Family Support Fund (**Fond d'Entraide Familiale**) are both unconditional transfers targeted at female-headed households to support families whose father is absent. Although the coverage of these programmes is relatively low (approximately 72,662 households in 2015 and 3,600 in 2014), they were designed to improve children's well-being and should be considered a basis for the development of more comprehensive programmes reaching all vulnerable children in the country (Ministère de l'Economie et des Finances 2017b, Ministère Délégué auprès du Chef du Gouvernement Chargé des Affaires Générales et de la Gouvernance and UNICEF 2016).

Two other initiatives with a focus on school-age children are worth mentioning: the **Initiative 1 Million de Cartables**, a national programme supporting children's access to education by providing vulnerable children with school materials and supplies, reached 4 million children in 2016-2017, while the school feeding programme **Cantines Scolaires** reached 1.25 million students at the beginning of the school year 2017/2018 (Ministère de l'Economie et des Finances 2017a).

As shown by a national mapping conducted in 2016 (Ministère Délégué auprès du Chef du Gouvernement Chargé des Affaires Générales et de la Gouvernance and UNICEF 2016), Morocco's social protection system is characterised by fragmentation and weak coherence in terms of targeting. This results in little coverage of vulnerable categories of children, including those out of school and of pre-school age. Overall, several programmes exist in Morocco which focus on children or are at least child-sensitive in their design. However, the coverage of cash transfer programmes in particular needs to be increased to include the most vulnerable children in the country.

REFERENCES

ADB. 2016. *Morocco Social Protection Governance Support Programme*. Abidjan: African Development Bank.

ANAM. 2016. *Rapport d'activités de l'Agence Nationale de l'Assurance Maladie*. Rabat: Agence Nationale de l'Assurance Maladie.

Haut Commissariat au Plan. 2016. *Inégalités sociales et territoriales à la lumière des résultats de l'enquête nationale sur la consommation et les dépenses des ménages 2014*. Rabat: Haut Commissariat au Plan, Royaume du Maroc.

Ministère de la Santé. 2013. *Note de presentation du décret no. 2-13-852 relatif aux conditions et aux modalités de fixation du prix public de vente des médicaments fabriqués localement ou importés*. Rabat: Ministère de la Santé, Royaume du Maroc.

Ministère de l'Economie et des Finances. 2017a. *Projet de Loi de Finances pour l'année budgétaire 2017. Rapport Economique et Financier*. Rabat: Ministère de l'Economie et des Finances, Royaume du Maroc.

Ministère de l'Economie et des Finances. 2017b. *Projet de Loi de Finances pour l'année budgétaire 2018. Note de Presentation*. Rabat: Ministère de l'Economie et des Finances, Royaume du Maroc.

Ministère Délégué auprès du Chef du Gouvernement Chargé des Affaires Générales et de la Gouvernance and UNICEF. 2016. "Vision Intégrée de la Protection Sociale au Maroc. Partie 1: Mapping de la Protection Sociale au Maroc." Draft unpublished report. Rabat: Ministère Délégué auprès du Chef du Gouvernement Chargé des Affaires Générales et de la Gouvernance and United Nations Children's Fund. Internal archives.

ONDH, Ministère de la Famille, de la Solidarité, de l'Egalité et du Développement Social, and UNICEF. 2017. *Profil de la pauvreté des enfants au Maroc*. Rabat: Observatoire National du Développement Humain, Ministère de la Famille, de la Solidarité, de l'Egalité et du Développement Social, and United Nations Children's Fund.

UNDP. 2016. *Human Development Report 2016*. New York: United Nations Development Programme.

World Bank. 2015. "Morocco Social Protection and Labor: Diagnostic." Draft unpublished report. Washington, DC: World Bank. Internal archives.

World Bank. 2017a. "Health Nutrition and Population Statistics." World Bank website. Accessed 28 October 2017. <<http://databank.worldbank.org/data/reports.aspx?source=health-nutrition-and-population-statistics>>.

World Bank. 2017b. *Project Appraisal Document On A Proposed Loan In The Amount Of US\$100 Million To The Kingdom Of Morocco For An Identity And Targeting For Social Protection Project*. Report no: PAD1611. Washington, DC: World Bank.

MOROCCO: PROGRAMMES PROFILES

1. *Cantines Scolaires* (School Feeding Programme)

Country	Morocco
Programme	<i>Cantines Scolaires</i> (School Feeding Programme)
Previous programme name	
Start date	<i>Cantines Scolaires</i> started in the 1950s, and the government became accountable for its management and financing in 1997 (1)
Programme objectives	To support education and strengthen the demand for educational services and reduce the socio-economic and educational constraints encouraging the retention of children and adolescents, especially girls (1)
Programme typology	School feeding programme (1)
Programme components	
Child-sensitive design feature	Supporting children's access to education and nutrition; programme targets children
Conditionalities	School attendance (1) (2)
Targeting mechanisms	Categorical; geographical (2)
Target areas	Rural areas (2)
Target groups	Children of school age (6–15 years for primary and secondary schools, and up to 18 years in boarding schools) from poor families in rural areas (2)
Coverage	
Number of children covered (if available)	Primary and secondary schools (one meal per day during 180 days of the year): 1,212,628 students aged 6–12 and 54,481 students aged 13–15 (almost equal numbers of girls and boys) in 2013-2014; Boarding schools (three meals a day): 71,011 students aged 6–15 (including 28,432 girls aged 13–15) and 61,333 aged 16–18 (including 24,049 girls) in 2013-2014 (2); 1.25 million students in 2017-2018 (3)
Eligibility criteria	School enrolment (1) (2)
Eligibility reassessment	
Type of benefits	In-kind (food) (2)
Amount of benefits	One meal a day in primary and secondary schools; three meals in boarding schools (2)
Payment/delivery frequency	180 days per year (2)
Benefit delivery mechanism	Meal is delivered in schools (2)
Benefit recipients	Students
Minimum and maximum duration of benefits	
Programme expenditure	Total: MAD941 million in 2013-2014 (2) MAD1.4 per child per day (USD0.16) for primary schools and MAD7–14 (USD0.80–1.6) per child per day in secondary and boarding schools (1); MAD1.2 billion in 2017-2018, covering canteens as well as boarding schools (3)
Source of funding	Government (2)
Agencies and institutions involved	Ministry of National Education and Professional Training; Ministry of Interior (2)
Legal framework	Part of the National Initiative for Human Development (INDH) (1)
Management information systems	Database at school level (1)
M&E mechanisms and frequency	The WFP undertook a review in 2013 (1)



References/papers

- [1] WFP. 2013. "Operations: Capacity Development and Support for the National School Feeding Programme." World Food Programme website. Accessed 28 July 2017. <<http://www.wfp.org/operations/200494-capacity-development-and-support-national-school-feeding-programme>>.
- [2] Ministère Délégué auprès du Chef du Gouvernement Chargé des Affaires Générales et de la Gouvernance and UNICEF. 2016. "Vision Intégrée de la Protection Sociale au Maroc. Partie 1: Mapping de la Protection Sociale au Maroc." Draft unpublished report. Rabat: Ministère Délégué auprès du Chef du Gouvernement Chargé des Affaires Générales et de la Gouvernance and United Nations Children's Fund. Internal archives.
- [3] Ministère de l'Economie et des Finances. 2017. *Projet de Loi de Finances pour l'année budgétaire 2018. Note de Présentation*. Rabat: Ministère de l'Economie et des Finances. Accessed 8 November 2017. <https://www.finances.gov.ma/Docs/DB/2017/np_fr2018.pdf>.
-

2. Fond d'Entraide Familiale (Mutual Family Support Fund)

Country	Morocco
Programme	Fond d'Entraide Familiale (Mutual Family Support Fund)
Previous programme name	
Start date	2011 [1]
Programme objectives	To provide support to divorced mothers and their children, where the father is absent or untraceable [1]
Programme typology	Unconditional cash transfer [1]
Programme components	
Child-sensitive design feature	Benefit increases with the number of household members/children; programme targets children
Conditionalities	
Targeting mechanisms	Categorical, PMT and community targeting (same as RAMED); in areas where RAMED is not operating, a <i>certificat d'indigence</i> is issued by local authorities (such as the <i>wali</i> , the governor or substitutes) [4]
Target areas	Nationwide
Target groups	Divorced poor mothers and their children, whose father is absent or untraceable and does not pay child support alimonies [1]
Coverage	3,640 divorced women in 2014 [1]
Number of children covered (if available)	
Eligibility criteria	Presentation of a <i>certificat d'indigence</i> , in the form of: i. a RAMED medical assistance card, when available; ii. in areas where RAMED is not operating, local authorities (such as the <i>wali</i> , the governor or substitutes) can issue the certificate [4]; mothers must be divorced; father is absent or untraceable and not paying child support alimonies [1]
Eligibility reassessment	
Type of benefits	Cash [1]
Amount of benefits	The transfer is MAD350 per child per month, with a cap of three children (maximum receivable is MAD1050 per month); the cash support should be refunded by the father as soon as possible [1] [2]
Payment/delivery frequency	Monthly [1]
Benefit delivery mechanism	Monthly mandate to the divorced mothers, payable at the agency AL BARID (Morocco Post) [2]
Benefit recipients	Mother
Minimum and maximum duration of benefits	For as long as eligibility criteria are fulfilled [2]
Programme expenditure	MAD150 million in 2017 [3]
Source of funding	Government [1]
Agencies and institutions involved	Ministry of Justice and Liberties [1]
Legal framework	Law no. 41-10, Official Bulletin no. 5904 bis 24 Moharrem 1432 (30 December 2010), p. 2232; Dahir no. 1-10-191, 7 Moharrem 1432 (13 December 2010) [4]
Management information systems	
M&E mechanisms and frequency	The Ministry of Justice and Liberties ensures regular monitoring [2]



References/papers

- [1] Ministère Délégué auprès du Chef du Gouvernement Chargé des Affaires Générales et de la Gouvernance and UNICEF. 2016. "Vision Intégrée de la Protection Sociale au Maroc. Partie 1: Mapping de la Protection Sociale au Maroc." Draft unpublished report. Rabat: Ministère Délégué auprès du Chef du Gouvernement Chargé des Affaires Générales et de la Gouvernance and United Nations Children's Fund. Internal archives.
- [2] UNICEF Morocco. 2017. Personal communication.
- [3] Ministère de l'Economie et des Finances. 2017. *Projet de Loi de Finances pour l'année budgétaire 2018. Note de Présentation*. Rabat: Ministère de l'Economie et des Finances. Accessed 8 November 2017. <https://www.finances.gov.ma/Docs/DB/2017/np_fr2018.pdf>.
- [4] Kingdom of Morocco. 2010. "Dahir no. 1-10-191 du 7 Moharrem 1432 (13 Décembre 2010) Portant Promulgation de la Loi no. 41-10 Fixant Les Conditions et Procédures pour Bénéficiaire des Prestations du Fonds d'Entraide Familiale." *Bulletin Officiel* 5904. Rabat: Royaume du Maroc. Accessed 28 July 2017. <<http://adala.justice.gov.ma/production/legislation/fr/Nouveautes/Fonds%20entraide%20familiale.pdf>>.
-

3. Food and Energy Subsidies Programme

Country	Morocco
Programme	Food and Energy Programme
Previous programme name	
Start date	1941 (1)
Programme objectives	To ensure price stability, support the basic consumption of the population and protect poor people from price shocks (2)
Programme typology	Food and fuel subsidies
Programme components	Liquid petroleum gas (LPG), gasoline, diesel, electricity, sugar and flour subsidies (3)
Child-sensitive design feature	
Conditionalities	
Targeting mechanisms	Universal
Target areas	Nationwide
Target groups	Universal
Coverage	
Number of children covered (if available)	
Eligibility criteria	
Eligibility reassessment	
Type of benefits	Subsidised prices
Amount of benefits	
Payment/delivery frequency	
Benefit delivery mechanism	
Benefit recipients	All citizens
Minimum and maximum duration of benefits	
Programme expenditure	MAD23 billion (USD2.35 billion) in 2015, including supporting purchasing power by allocating a budget of nearly MAD21 billion (USD2.14 billion) for the support of consumer prices, and a budget of MAD2 billion (USD204,000) for the deployment of accompanying measures (2); energy subsidies accounted for 0.2 per cent of GDP in 2016 (4)
Source of funding	Government (1)
Agencies and institutions involved	Ministry of General Affairs and Governance (2)
Legal framework	
Management information systems	
M&E mechanisms and frequency	The compensation fund and the Ministry of General Affairs and Governance carry out regular monitoring (2)



References/papers

- [1] Verme, P, and K. El-Massnaoui. 2015. "An evaluation of the 2014 subsidy reforms in Morocco and a simulation of further reforms." *World Bank Policy Research Working Paper 7224*. Washington, DC: World Bank. Accessed 28 July 2017. <<http://documents.worldbank.org/curated/en/978761467980552302/pdf/WPS7224.pdf>>.
 - [2] Social Protection Organization. 2017. "Food and butane gas subsidies programme." Social Protection Organization website. Accessed 28 July 2017. <<http://socialprotection.org/programme/food-and-butane-gas-subsidies-programme>>.
 - [3] Verme, P., and A. Araar. 2017. "The quest for subsidies reforms in the Middle East and North Africa Region: a microsimulation approach to policy making." Author-accepted manuscript. Washington, DC: World Bank. Accessed 2 October 2017. <<http://documents.worldbank.org/curated/en/965011495167833904/The-quest-for-subsidies-reforms-in-the-Middle-East-and-North-Africa-Region-a-microsimulation-approach-to-policy-making>>.
 - [4] IMF. 2017. *If Not Now, When? Energy Price Reform in Arab Countries. Annual Meeting of Arab Ministers of Finance. April 2017, Rabat, Morocco*. Washington, DC: International Monetary Fund. Accessed 29 September 2017. <<http://www.imf.org/en/Publications/Policy-Papers/Issues/2017/06/13/if-not-now-when-energy-price-reform-in-arab-countries>>.
-

4. Initiative Royale 1 Million de Cartables (One Million School Bags Royal Initiative)

Country	Morocco
Programme	Initiative Royale 1 Million de Cartables (One Million School Bags Royal Initiative)
Previous programme name	
Start date	2008 [1]
Programme objectives	To lower school drop-out rates and reinforce mandatory schooling for children [1]
Programme typology	Conditional in-kind transfers
Programme components	Distribution of school materials for children, such as school bags, books, notebooks and school supplies [1]
Child-sensitive design feature	Supporting children's access to education; programme targets children
Conditionalities	School enrolment
Targeting mechanisms	Categorical and geographical [1]
Target areas	
Target groups	Primary-school students from both urban and rural areas, and secondary-school students from rural areas only [1]
Coverage	
Number of children covered (if available)	4.02 million students in school year 2016-2017 and 4.26 million students in school year 2017-2018 [2]
Eligibility criteria	
Eligibility reassessment	
Type of benefits	In-kind
Amount of benefits	
Payment/delivery frequency	
Benefit delivery mechanism	
Benefit recipients	
Minimum and maximum duration of benefits	
Programme expenditure	MAD400 million in 2013-2014 [1]
Source of funding	Ministry of Interior (<i>Ministère de l'Intérieur</i>) through the National Initiative for Human Development (INDH) and the Social Cohesion Fund (<i>Fond de Cohésion Sociale</i>) [1]
Agencies and institutions involved	Ministry of Education, Vocational Training, Higher Education and Scientific Research (<i>Ministère de l'Education Nationale et de la Formation Professionnelle</i>); Ministry of Economy and Finance (<i>Ministère de l'Economie et des Finances</i>) [1]
Legal framework	
Management information systems	
M&E mechanisms and frequency	
References/papers	<p>[1] Ministère de l'Economie et des Finances. 2017. <i>Projet de Loi de Finances pour l'année budgétaire 2017. Rapport Economique et Financier</i>. Rabat: Ministère de l'Economie et des Finances. Accessed 29 June 2017. <https://www.finances.gov.ma/Docs/DB/2017/ref_fr.pdf>.</p> <p>[2] Ministère de l'Economie et des Finances. 2017. <i>Projet de Loi de Finances pour l'année budgétaire 2018. Note de Présentation</i>. Rabat: Ministère de l'Economie et des Finances. Accessed 8 November 2017. <https://www.finances.gov.ma/Docs/DB/2017/np_fr2018.pdf>.</p>

5. *L'Appui Direct aux Femmes Veuves* (Direct Assistance to Widows)

Country	Morocco
Programme	<i>L'Appui Direct aux Femmes Veuves</i> (Direct Assistance to Widows)
Previous programme name	
Start date	2015 (1)
Programme objectives	To improve the living conditions of children and their widowed mothers living in precarious situations (1)
Programme typology	Conditional cash transfers; unconditional cash transfers (2)
Programme components	
Child-sensitive design feature	Supporting children's access to education; benefit increases with the number of household members/children; programme targets children
Conditionalities	Children must attend school or vocational training; in the case of children with disabilities, no conditionalities or age limits apply (2)
Targeting mechanisms	Categorical targeting, same as RAMED (PMT and community targeting)
Target areas	Nationwide
Target groups	Widows; children; children with disabilities (2)
Coverage	In October 2015, 17,453 widows and 30,000 beneficiary children had received their first payments, out of a total of 45,000 applicants and 300,000 eligible women (1); 72,662 widows as of 2017 (3)
Number of children covered (if available)	30,000 children in 2015 (1)
Eligibility criteria	Widows in a precarious situation with dependent children (up to 21 years old) or children with disabilities; must benefit from the RAMED health assistance programme; the final decision is taken by a committee of eight ministries, which is chaired by the Ministry of Family, Solidarity, Equality and Social Development; beneficiaries cannot receive any other form of social assistance (1) (2)
Eligibility reassessment	As long as the woman meets the eligibility criteria; regular monitoring is ensured by the Ministry of Family, Solidarity, Equality and Social Development (3)
Type of benefits	Cash (2)
Amount of benefits	The transfer ranges from MAD350 to MAD1,050 per child per month, up to a maximum of three beneficiary children per household (2)
Payment/delivery frequency	Monthly or quarterly (1)
Benefit delivery mechanism	The National Pension and Insurance Fund (CNRA) sends a first mandate to the widow, payable at the agency AL BARID (Morocco Post) (1)
Benefit recipients	Mothers
Minimum and maximum duration of benefits	For as long as eligibility criteria are met (4)
Programme expenditure	MAD815.3 million since launch, as of 2017 (3)
Source of funding	Government; funds saved from subsidy reform (<i>Fond d'Appui à la Cohésion Sociale</i>) (4)
Agencies and institutions involved	Ministry of Solidarity, Women, Family and Social Development; Ministry of Interior; Ministry of Economics and Finance (2)
Legal framework	Decree no. 2.14.791 of 11 Safar 1436 (4 December 2014) determining the conditions and criteria of eligibility, Official Bulletin no. 6318 (18 December 2014)
Management information systems	Database of Widows in Precarious Situations (4)
M&E mechanisms and frequency	The Ministry of Family, Solidarity, Equality and Social Development is in charge of the programme's regular monitoring (2)



References/papers

- [1] Social Protection Organization. 2017. "Direct assistance to widows in a precarious situation with dependent children (cash transfer programme)." Social Protection Organization website. Accessed 28 July 2017. <<https://goo.gl/GcAaQo>>.
- [2] Ministère de la Famille, de la Solidarité, de l'Égalité et du Développement Social. 2017. "L'Appui direct aux femmes veuves." Ministère de la Solidarité, de la Femme, de la Famille et du Développement Social website. Accessed 28 July 2017. <<http://socialprotection.org/programme/direct-assistance-widows-precarious-situation-dependent-children-cash-transfer-programme>>.
- [3] Ministère de l'Economie et des Finances. 2017. *Projet de Loi de Finances pour l'année budgétaire 2018. Rapport Economique et Financier*. Rabat: Ministère de l'Economie et des Finances. Accessed 8 November 2017. <https://www.finances.gov.ma/Docs/DB/2017/np_fr2018.pdf>.
- [4] UNICEF Morocco. 2017. Personal communication.
-

6. *Tayssir* (Cash Transfer Programme for Children)

Country	Morocco
Programme	<i>Tayssir</i> (Cash Transfer Programme for Children)
Previous programme name	
Start date	2008 (started as a pilot in the five poorest regions) (1)
Programme objectives	To increase rural primary and secondary school participation and completion rates (2)
Programme typology	Conditional cash transfers (1)
Programme components	
Child-sensitive design feature	Supporting children's access to education; benefit increases with the number of household members/children; programme targets children
Conditionalities	Maximum limit of school absences set at four per month for primary students and six for secondary students (1)
Targeting mechanisms	Geographical and categorical (1): geographical targeting of the poorest rural communes (poverty rate above 30 per cent) and a primary-school drop-out rate above 5 per cent (3)
Target areas	Rural areas with a poverty rate higher than 30 per cent and a primary-school drop-out rate higher than 5 per cent (3)
Target groups	Families with children aged 6–15 enrolled in school (3)
Coverage	
Number of children covered (if available)	828,000 children in school year 2015-2016 (4); 716,350 students in school year 2016-2017; 736,380 students in school year 2017-2018 (7)
Eligibility criteria	For children: aged 6–15 and enrolled in the targeted schools; the maximum number of beneficiary students per household is three; For families: residence in poor rural areas covered by the programme; parents older than 16 years (5)
Eligibility reassessment	All students living in targeted geographical areas remain in the programme as long as they are in school and fulfil the conditionality (6)
Type of benefits	Cash (3)
Amount of benefits	Monthly benefits paid for 10 months per school year: MAD60 per child in the first and second years of primary school; MAD80 per child in the third and fourth years of primary school; MAD100 for those in the fifth and sixth years; MAD140 per child in secondary school (1)
Payment/delivery frequency	Bi-monthly (1)
Benefit delivery mechanism	Beneficiaries living less than one hour away from the nearest postal agency: in-person collection; Beneficiaries living more than one hour away from the nearest post office: postal agent delivers the benefit to the targeted school (5)
Benefit recipients	Father (2)
Minimum and maximum duration of benefits	Linked to the student's attendance at primary and secondary school (6)
Programme expenditure	MAD713 million in 2013-2014 (3)
Source of funding	Government (Ministry of Education) (1)
Agencies and institutions involved	Social Affairs Directorate (<i>Direction de l'Appui Social</i>) of the Ministry of National Education and Professional Training (1) (3)
Legal framework	
Management information systems	An identity register that covers only about 6 per cent of households in Morocco; the government is working on the integration of the <i>Tayssir</i> registry with the main registry of all students (MASSAR) (3)



M&E mechanisms and frequency	The programme has been evaluated twice and it is monitored annually by the Social Affairs Directorate of the Ministry of National Education and Professional Training [6]
References/papers	<p>[1] Ministère d'Education Nationale et de la Formation Professionnelle. 2014. <i>Évaluation du programme Tayssir: Transferts monétaires conditionnels</i>. Rabat: Ministère d'Education Nationale et de la Formation Professionnelle. Accessed 28 July 2017. <http://www.ondh.ma/sites/default/files/1_tayssir_morocco_2014.pdf>.</p> <p>[2] Benhassine, N., F. Devoto, E. Duflo, P. Dupas, and V. Pouliquen. 2015. "Turning a shove into a nudge? A 'labeled cash transfer' for education." <i>American Economic Journal: Economic Policy</i> 7 (3): 86–125. Accessed 28 July 2017. <https://web.stanford.edu/~pdupas/Morocco_Tayssir_LCT.pdf>.</p> <p>[3] Angel-Urdinola, D., F. El-Kadiri, and M. Pallares-Miralles. 2015. <i>Morocco: Social protection and labour diagnostic</i> (draft). Washington, DC: World Bank. Accessed 28 July 2017. <https://openknowledge.worldbank.org/bitstream/handle/10986/23817/Morocco000Soci0d0labor000diagnostic.pdf?sequence=1&isAllowed=y>.</p> <p>[4] Ministère de l'Economie et des Finances. 2017. <i>Projet de Loi de Finances pour l'année budgétaire 2017. Rapport Economique et Financier</i>. Rabat: Ministère de l'Economie et des Finances. Accessed 29 June 2017. <https://www.finances.gov.ma/Docs/DB/2017/ref_fr.pdf>.</p> <p>[5] Mission Permanente du Royaume du Maroc. 2009. <i>Note: A/S des programmes de transferts financiers mis en œuvre au Maroc</i>. Geneva: Office of the United Nations High Commissioner for Human Rights. Accessed 29 July 2017. <http://www.ohchr.org/Documents/Issues/EPoverty/casher/Morocco.pdf>.</p> <p>[6] UNICEF Morocco. 2017. Personal communication.</p> <p>[7] Ministère de l'Economie et des Finances. 2017. <i>Projet de Loi de Finances pour l'année budgétaire 2018. Note de Présentation</i>. Rabat: Ministère de l'Économie et des Finances. Accessed 8 November 2017. <https://www.finances.gov.ma/Docs/DB/2017/np_fr2018.pdf>.</p>

7. Travaux Public à Haute Intensité de Main d'Oeuvre (Intensive Public Work Programme)

Country	Morocco
Programme	Travaux Public à Haute Intensité de Main d'Oeuvre (Intensive Public Work Programme)
Previous programme name	
Start date	1961 [1]
Programme objectives	To provide temporary employment for underemployed and unemployed people, mostly in rural areas [2]
Programme typology	Cash-for-work [2]
Programme components	The communities programme, the equipment programme, the development of Saharan provinces programme, the employment promotion in the South provinces programme, and the social proximity actions programme [1]
Child-sensitive design feature	
Conditionalities	
Targeting mechanisms	Self-targeting; geographical [2]
Target areas	Originally rural areas but increasingly also urban areas [2]
Target groups	Unemployed or underemployed people [2]
Coverage	50,000 beneficiaries in 2009 [2]
Number of children covered (if available)	
Eligibility criteria	Recruitment is done randomly in rural areas by selecting national ID cards; in urban areas, the Ministry of the Interior (Promotion Nationale) decides to recruit on the basis of needs expressed by certain public establishments (care centres, hospitals, communities etc.) [1]
Eligibility reassessment	
Type of benefits	Cash (remuneration for the work) [1]
Amount of benefits	Non-specialised labour: MAD41/day; semi-qualified labour: MAD48.75/day; qualified labour: MAD53.75/day; the level of remuneration is indexed to the guaranteed agricultural minimum wage (SMAG) and to the guaranteed inter-professional minimum wage (SMIG) (2002) [3]
Payment/delivery frequency	Every 15 days [1]
Benefit delivery mechanism	
Benefit recipients	
Minimum and maximum duration of benefits	
Programme expenditure	MAD1 billion in 2009 [2]
Source of funding	Government
Agencies and institutions involved	Ministry of the Interior (Promotion Nationale); Armed Forces [1]
Legal framework	
Management information systems	
M&E mechanisms and frequency	
References/papers	<p>[1] Jalal, H. 2007. "Promotion nationale: Forty-five years of experience of public works in Morocco." <i>Working Paper</i> 524. Annandale-on-Hudson, NY: Levy Economics Institute, Bard College. Accessed 28 July 2017. <http://www.levy.org/pubs/wp_524.pdf>.</p> <p>[2] Angel-Urdinola, D., F. El-Kadiri, and M. Pallares-Mirallas. 2015. <i>Morocco: Social protection and labour diagnostic</i> (draft). Washington, DC: World Bank. Accessed 28 July 2017. <https://goo.gl/UZ6XGa>.</p> <p>[3] World Bank. 2002. <i>Royaume du Maroc: Note sur la protection sociale. Report No 22486-MOR</i>. Washington, DC: World Bank. Accessed 28 July 2017. <http://documents.worldbank.org/curated/pt/569321468062106652/pdf/224860FRENCH0SocialProtectionFr.pdf>.</p>

8. *Régime d'Assistance Médicale aux Economiquement Démunis* (RAMED—Regime for Medical Assistance to the Most Deprived)

Country	Morocco
Programme	<i>Régime d'Assistance Médicale aux Economiquement Démunis</i> (RAMED—Regime for Medical Assistance to the Most Deprived)
Previous programme name	
Start date	2008: pilot; 2012: programme generalisation (1)
Programme objectives	To provide health insurance coverage to poor and vulnerable people
Programme typology	Non-contributory health insurance (1)
Programme components	The programme is non-contributory for those classified as poor; for those classified as vulnerable, a yearly contribution of MAD120 per person in the household (up to MAD600 per household) is required to cover the cost of the insurance card (2) (3)
Child-sensitive design feature	Programme targets children (orphans) and supports children's access to basic health care
Conditionalities	
Targeting mechanisms	Proxy means test and community targeting (1)
Target areas	Nationwide (1)
Target groups	Poor and vulnerable families which are not entitled to <i>Assurance Maladie Obligatoire</i> (AMO), a contributory scheme for workers in formal employment (1), and other beneficiaries: residents of charitable institutions, orphanages, hospices, rehabilitation institutions and any non-profit institutions housing abandoned children or adults without family, residents of penal institutions and homeless persons (3)
Coverage	In total, around 11.46 million individuals (of which 52 per cent are female) living in 4.6 million households are registered as RAMED beneficiaries (as of 2017) (4), and 6.3 million individuals have an active card; 88 per cent of these beneficiaries are considered poor; 48 per cent of beneficiaries live in rural areas; women account for 53 per cent of total beneficiaries (as of November 2016) (5)
Number of children covered (if available)	
Eligibility criteria	Individuals must certify that they receive no other health insurance and comply with the following criteria: For residents of urban areas: annual income lower than MAD5,650 per person, assessed after weighing the reported income, including transfers, by household socio-economic variables; socio-economic conditions score lower than or equal to 11, based on variables related to the living conditions of the household; For residents of rural areas: wealth score (<i>score patrimonial</i>) lower than or equal to 70; socio-economic conditions score lower than or equal to 6 (2); To be classified as vulnerable: earning MAD3,767–5,650 per person per year in urban areas or, in rural areas, with a <i>score patrimonial</i> between 28 and 70 (6); Eligible dependents include spouse(s) and dependent children younger than age 21 (age 26 if in higher education, and no limit for people with disabilities) (7)
Eligibility reassessment	Every three years for the beneficiaries considered poor, and every year for those considered vulnerable, an annual renewal of the card is required (8)
Type of benefits	Free health care and services available in public hospitals, health centres and within state health care services, both in emergencies or during hospitalisation (9)
Amount of benefits	
Payment/delivery frequency	
Benefit delivery mechanism	Beneficiaries are granted a card to access health services (8)



Benefit recipients	Individual person or a head of household
Minimum and maximum duration of benefits	
Programme expenditure	MAD4.9 billion in 2013 (10)
Source of funding	The programme is funded primarily by the government (MAD4.6 billion, or USD469,387,755) and local authorities (MAD193 million, or USD19.7 million) and through contributions by beneficiaries (annual contribution of people in a vulnerable situation: MAD44 million, or USD4.5 million) (2013) (10); in 2014 the Ministry of Health received an additional MAD1.2 billion to finance the <i>Fonds d'Appui à la Cohésion Sociale</i> (Fund to support Social Cohesion) to extend coverage of RAMED; in 2015 the Ministry of Health received an additional MAD1.34 billion towards the budget for the <i>Fonds Spécial de la Pharmacie Centrale</i> (Special Fund for the Central Pharmacy) and that of university hospitals and the National Health Insurance Agency (ANAM); the latter received an additional MAD1.02 billion in 2016 (4)
Agencies and institutions involved	Ministry of Health; ANAM; Ministry of the Interior (11)
Legal framework	2002 Law on Basic Health Coverage, Law no. 65-00, of Dahir no. 1-02-296 (3 October 2002); Decree no. 2-08-177 (September 2008) and Decree no. 32-11-199 (September 2011), relating to the medical assistance scheme; Joint Decree no. 836-08 (September 2008) from the Ministry of the Interior, the Ministry of Economy and Finances and the Ministry of Agriculture on calculating RAMED's score; Joint Decree no. 5911 (January 2011) from the Ministry of the Interior, the Ministry of Economy and Finances and the Ministry of Health on RAMED expansion (12)
Management information systems	The Ministry of the Interior regularly updates a database of beneficiaries
M&E mechanisms and frequency	Annual monitoring is ensured by the Ministry of Health and the Ministry of Interior; one evaluation was conducted for the pilot programme (10)



References/papers

- [1] Angel-Urdinola, D., F. El-Kadiri, and M. Pallares-Mirallas. 2015. *Morocco: Social protection and labour diagnostic* [draft]. Washington, DC: World Bank. Accessed 28 July 2017. <<https://openknowledge.worldbank.org/bitstream/handle/10986/23817/Morocco000Soci0d0labor000diagnostic.pdf?sequence=1&isAllowed=y>>.
 - [2] Kingdom of Morocco. 2017. "Régime d'assistance médicale (RAMED): Conditions d'éligibilité au RAMED." Régime d'Assistance Médicale website. Accessed 28 July 2017. <<https://www.ramed.ma/{S{prjzvimxghwcm13gjqhrtnw}}/fr/SInformer/ConditionsAdhesion.aspx>>.
 - [3] Kingdom of Morocco. 2017. "Régime d'assistance médicale (RAMED): Comment postuler au RAMED?" Régime d'Assistance Médicale website. Accessed 28 July 2017. <<https://www.ramed.ma/fr/SInformer/CommentPostuler.aspx>>.
 - [4] Ministère de l'Economie et des Finances. 2017. *Projet de Loi de Finances pour l'année budgétaire 2018. Note de Présentation*. Rabat: Ministère de l'Economie et des Finances. Accessed 8 November 2017. <https://www.finances.gov.ma/Docs/DB/2017/np_fr2018.pdf>.
 - [5] Agence Nationale de l'Assurance Maladie. 2016. *Rapport d'activités de l'Agence Nationale de l'Assurance Maladie (ANAM)*. Rabat: Agence Nationale de l'Assurance Maladie. Accessed 28 July 2017. <<http://www.anam.ma/wp-content/uploads/2015/06/Rapport-ANAM.pdf>>.
 - [6] Kingdom of Morocco. *Décret no. 2-08-177 du 29 septembre 2008*. Rabat: Royaume du Maroc. Accessed 19 September 2017. <https://www.ramed.ma/fr/SInformer/DocTelecharger/Decret_2-08-177.pdf>.
 - [7] SSA. 2017. "Social Security Programs Throughout the World: Africa, 2017—Morocco." Social Security Administration website. Accessed 29 September 2017. <<https://www.ssa.gov/policy/docs/progdesc/ssptw/2016-2017/africa/morocco.html>>.
 - [8] Kingdom of Morocco. 2017. "Régime d'assistance médicale (RAMED): FAQ." Régime d'Assistance Médicale website. Accessed 28 July 2017. <<https://www.ramed.ma/{S{p2phjcek10hgk0xl2y3ely42}}/fr/InfosPratiques/FAQ.aspx>>.
 - [9] Kingdom of Morocco. 2017. "Régime d'assistance médicale (RAMED): Panier de soins couverts." Régime d'Assistance Médicale website. Accessed 28 July 2017. <<https://www.ramed.ma/{S{p2phjcek10hgk0xl2y3ely42}}/fr/SInformer/PanierSoins.aspx>>.
 - [10] Social Protection Organization. 2017. "Regime for medical assistance to the most deprived (RAMED)." Social Protection Organization website. Accessed 28 July 2017. <<http://socialprotection.org/programme/regime-medical-assistance-most-deprived-ramed>>.
 - [11] Kingdom of Morocco. 2002. "Dahir no. 1-02-296 du 25 rejev 1423 [3 octobre 2002] portant promulgation de la loi no. 65-00 portant code de la couverture médicale de base." *Bulletin Officiel* 5058. Accessed 28 July 2017. <<https://www.ramed.ma/fr/SInformer/DocTelecharger/BOLoi65-00-FR.pdf>>.
 - [12] UNICEF Morocco. 2017. Personal communication.
-

9. Reimbursement and Subsidy of Drug Costs

Please see 'Additional programmes' on page 336.

OMAN: COUNTRY PROFILE

Oman is located on the south-eastern edge of the Arabian Peninsula, bordering Saudi Arabia, the UAE and Yemen. The country is part of the six high-income Gulf nations and has a population of approximately 4.5 million, of which 1.1 million (25 per cent) are under the age of 18 and 0.4 million (9 per cent) are under the age of 5 (World Bank 2017a). Fertility rates declined from 7.2 in 1990 to 2.7 in 2015 (World Bank 2017b). Due to a high volume of immigration, only slightly more than 50 per cent of the total population are Omani nationals (National Centre for Statistics and Information 2017).

Poverty estimates for Oman are not publicly available. However, its HDI of 0.796 classifies it as a high human development country. Oman's HDI lies above the MENA region's average of 0.704, placing the country 52nd out of 188 countries in 2015 (UNDP 2016).

Oman provides (almost) free universal medical care to its citizens⁶⁵ (COMCEC 2016). Total health expenditure accounted for 3.6 per cent of GDP in 2014, which is lower than the MENA average of 5.3 per cent. Stunting occurs in 14.1 per cent of children under the age of 5, and 9.7 per cent of all children under the age of 5 are underweight (National Centre for Statistics and Information 2015).

The country provides free education up to the end of secondary school, and about 13 per cent of government expenditure was made available to the Ministry of Education in 2015 (COMCEC 2016), compared to an average in the MENA region of 14.2 per cent in 2008 (World Bank 2017b). Although school is compulsory up to a basic level, net primary-school enrolment rates declined from 96.6 per cent in 2012 to 94.3 per cent in 2015 (COMCEC 2016). While there is no significant gender disparity in primary-school enrolment, fewer boys than girls are enrolled in secondary education (90.2 per cent vs. 98.9 per cent). Overall, 68.3 per cent of school-age children are developmentally on track in at least three of the following four domains: literacy-numeracy, physical, social-emotional and learning (World Bank 2017b).

Oman's 9th Five-Year Plan (2016–2020) focuses on economic diversification, development of the private sector and enhancement of welfare and social benefits. It is the last of the series of five-year plans developed within Vision 2020, which aimed to improve the population's living standards and to achieve equality between individuals and between the country's different regions (Oman Arab Bank n.d.; UN ESCWA 2015). After the 2011 protests in the region, public spending on social services increased, notably on allowances for university students and job seekers (COMCEC 2016).

Oman's social insurance system is administered by the Public Authority for Social Insurance and includes private-sector pensions for elderly people, those with chronic injuries and disabilities and orphans, as well as marriage and death grants (SSA 2017). Although short-term benefits exist for temporary migrant workers, most benefits target Omani nationals (COMCEC 2016). In addition to the social insurance system, the Government of Oman provides several non-contributory benefits.

As in many other countries in the region, **subsidies** account for a high proportion of government expenditure, allowing the population to purchase food, electricity and fuel at subsidised prices. In 2013 the government spent a total of USD833.5 million on energy and USD72.5 million on food subsidies (UN ESCWA 2015). The subsidies for several food items were reduced by 48 per cent in 2015 following a slump in oil prices (COMCEC 2016). Given the high cost of subsidies and the decline in crude oil production, the International Monetary Fund (IMF) recommended the introduction of subsidy reforms to finance more targeted programmes for poor households (Sdralevich et al. 2014).

65. A small fee was introduced in 1996 to decrease the burden on the government budget (COMCEC 2016).

The Ministry of Development is in charge of providing social welfare, family development, supervision of community associations and support services. It also offers unconditional cash benefits (**social security benefits**) to several vulnerable groups, including orphans, elderly people, those with disabilities, and abandoned families with no male family member. In 2013, expenditures on these programmes amounted to USD337 million (UN ESCWA 2015). These benefits reached 84,644 individuals in 2015 (Government of Oman 2016). A mixture of means-testing and categorical targeting is used, and the benefit level depends on the size of the family.

The Ministry also provides **social aid services and emergency assistance** to support poor families in the event of natural disasters, fire or special medical needs. Benefits are provided in cash or in-kind and include housing benefits and educational scholarships. The decision to grant assistance is determined on a case-by-case basis (Government of Oman n.d.). In 2015, 2,215 individuals benefited from this programme (Government of Oman 2016).

Despite positive human development indicators, limited data availability makes it difficult to evaluate Oman's social protection system and the extent to which it reaches the most vulnerable children. There have been recent improvements in legislation such as the adoption of the Child Law in 2014, the Social Housing Law in 2010, the Comprehensive Social Insurance Law in 2013 and the Labour Protection Law in 2011 (UN ESCWA 2015). Also, non-contributory benefits offered by the Ministry of Social Development represent a step towards greater coverage by targeting families in need and increasing benefits according to household size. However, it is an increasing cause for concern that almost half the population are non-Omani, with limited access to social protection schemes.

REFERENCES

COMCEC. 2016. *Accessibility of Vulnerable Groups to Social Protection Programmes in the OIC Member Countries*. Ankara: Standing Committee for Economic and Commercial Cooperation of the Organization of Islamic Cooperation.

Government of Oman. n.d. "Social Services: Social Cases." Official Oman e-government services portal. Accessed 24 July 2017. <<https://goo.gl/pr23Ec>>. In Arabic.

Government of Oman. 2016. "Social Indicators." Ministry of Social Development website. Accessed 24 July 2017. <<https://goo.gl/92DAHx>>. In Arabic.

National Centre for Statistics and Information. 2015. *Multiple Indicator Cluster Survey 2014, Key Findings*. Muscat: National Centre for Statistics and Information.

National Centre for Statistics and Information. 2017. "Data Portal." National Centre for Statistics and Information website. Accessed 25 July 2017. <<https://data.gov.om/OMPOP2016/population?region=1000000-oman&indicator=1000130-general-census-of-population&nationality=1000020-expatriate-non-omani>>.

Oman Arab Bank. n.d. "Oman's Ninth Five-Year Development Plan (2016)." Markets Today website. Accessed 25 July 2017. <http://www.marketstoday.net/includes/download.php?file=rr_18012016114554.pdf&lang=en&s=4464&m=research>.

Sdravovich, C., R. Sab, Y. Zouhar, and G. Albertin. 2014. *Subsidy Reform in the Middle East and North Africa Recent Progress and Challenges Ahead*. Washington, DC: International Monetary Fund.

SSA. 2017. "Oman." US Social Security Administration website. Accessed 28 October 2017. <<https://www.ssa.gov/policy/docs/progdesc/ssptw/2016-2017/asia/oman.html>>.

UNDP. 2016. *Human Development Report 2016*. New York: United Nations Development Programme.

UN ESCWA. 2015. *Social protection and development: national social protection and insurance programs in Oman*. Beirut: United Nations Economic and Social Commission for Western Asia. In Arabic.

World Bank. 2017a. "Health Nutrition and Population Statistics." World Bank website. Accessed 28 October 2017. <<http://databank.worldbank.org/data/reports.aspx?source=health-nutrition-and-population-statistics>>.

World Bank. 2017b. "World Development Indicators." World Bank website. Accessed 25 July 2017. <<http://databank.worldbank.org/data/reports.aspx?source=world-development-indicators>>.

OMAN: PROGRAMMES PROFILES

1. Food and Energy Subsidies

Country	Oman
Programme	Food and Energy Subsidies
Previous programme name	
Start date	
Programme objectives	
Programme typology	Subsidy
Programme components	Food and energy subsidies
Child-sensitive design feature	
Conditionalities	
Targeting mechanisms	Universal
Target areas	Nationwide
Target groups	
Coverage	
Number of children covered (if available)	
Eligibility criteria	
Eligibility reassessment	
Type of benefits	Subsidised prices
Amount of benefits	
Payment/delivery frequency	
Benefit delivery mechanism	
Benefit recipients	
Minimum and maximum duration of benefits	
Programme expenditure	Food subsidies: USD72.5 million in 2013 {1}; oil products subsidies: USD2.9 million in 2013 {1}; fuel subsidies: USD2.2 billion in 2011 {1}; energy subsidies: USD833.5 million in 2013 {1}; around 3 per cent of GDP in 2016 {2}
Source of funding	
Agencies and institutions involved	
Legal framework	
Management information systems	
M&E mechanisms and frequency	
References/papers	{1} UN ESCWA. 2015. <i>Social protection and development: national social protection and insurance programs in Oman</i> . Beirut: United Nations Economic and Social Commission for Western Asia. Accessed 24 July 2017. < https://www.unescwa.org/publications/oman-social-protection-country-profile >. In Arabic. {2} IMF. 2017. <i>If Not Now, When? Energy Price Reform in Arab Countries. Annual Meeting of Arab Ministers of Finance. April 2017, Rabat, Morocco</i> . Washington, DC: International Monetary Fund. Accessed 29 September 2017. < http://www.imf.org/en/Publications/Policy-Papers/Issues/2017/06/13/if-not-now-when-energy-price-reform-in-arab-countries >.

2. Social Aid Services and Emergency Assistance

Country	Oman
Programme	Social Aid Services and Emergency Assistance
Previous programme name	
Start date	
Programme objectives	To support poor families by providing financial and in-kind support in the event of a natural disaster or special medical situation; all benefits are determined on a case-by-case basis [1]
Programme typology	Unconditional cash transfer; conditional cash transfer (educational scholarship); unconditional in-kind transfer; housing benefit
Programme components	Exemption from fees of: registration of residential land plots, electricity and/or water, medical treatment, renewal of passport and ID card, and border fees; one-time coverage of <i>Haj</i> expenses; educational scholarship for any of the private universities or colleges in the Sultanate; school necessities (pens, pencils, copybooks) issued at the beginning of each school year; monthly financial aid to individuals suffering from chronic medical conditions in need of special continuous medicines and medical care; transportation allowance for medical patients; a travel ticket to country of origin every three years to non-Omani spouses in case of emergency [1]
Child-sensitive design feature	Supporting children's access to education; programme targets children
Conditionalities	
Targeting mechanisms	Categorical; means-tested; all aid is determined on a case-by-case basis [1]
Target areas	
Target groups	Poor households; children; chronically ill individuals [1] [2]
Coverage	2,215 individuals in 2015 [4]
Number of children covered (if available)	
Eligibility criteria	Individuals or families that were exposed to a sudden economic and/or social shock and cannot receive a pension through formal social security [1]; total monthly income should not exceed ODR80 for a household or ODR30 for an individual [2]
Eligibility reassessment	
Type of benefits	Cash and in-kind: monetary and/or material aid in the event of a natural disaster or special medical situation
Amount of benefits	Affected individuals or families receive a cash transfer of ODR100–300 and material aid [1] [2]; temporary rent assistance for homelessness or in case of house being affected by fire/natural disaster: ODR200 for one person and ODR400 for a family of four to six people and ODR600 for a family of seven and more people [2]; to establish a new house: ODR1,000 for one person and ODR2000 for the family in addition to in-kind housing furniture [2]; chronic medical illness: ODR20–100 [2]; the salary of a nurse supporting the ill person can be covered up to ODR100/month; educational support: ODR5,000 fees and ODR90/month aid for university students [2]; for families with adopted children: ODR100–150 [2]; in case of the death of a family member due to a natural disaster or fire: ODR1,500 in case of the death of a husband or wife, ODR1,000 in case of a child's death [2]; in case of the loss of the only source of income: ODR3,000 [2]
Payment/delivery frequency	One-time or multiple payments according to the social assessment done for each case [2]
Benefit delivery mechanism	
Benefit recipients	
Minimum and maximum duration of benefits	



Programme expenditure	
Source of funding	Government
Agencies and institutions involved	Ministry of Social Development; Social Aids and Helps Department; Directorate-General of Social Development [1]
Legal framework	<i>Ministerial Decree 72/2014</i> [2]; Royal Decree 84/87 Issuing the Social Security Law, from 1984 [3]
Management information systems	
M&E mechanisms and frequency	
References/papers	<p>[1] Government of Oman. n.d. "Social Services: Social Cases." Official Oman e-government services portal. Accessed 24 July 2017. <https://goo.gl/oS1r76>. In Arabic.</p> <p>[2] Government of Oman. 2014. <i>Ministry of Social Development, Ministerial Decree 72/2014, Social Assistance Regulations</i>. Muscat: Government of Oman. In Arabic.</p> <p>[3] Government of Oman. 1984. <i>Royal Decree 1984/87, Issuing the Social Security Law</i>. Muscat: Government of Oman. Accessed 24 July 2017. <https://goo.gl/jpHGEc>. In Arabic.</p> <p>[4] Government of Oman. 2016. <i>Social Indicators</i>. Muscat: Ministry of Social Development. Accessed 24 July 2017. <https://goo.gl/h4pYBg>. In Arabic.</p>

3. Social Security Benefits (Monthly Cash Assistance Programme)

Country	Oman
Programme	Social Security Benefits (Monthly Cash Assistance Programme)
Previous programme name	
Start date	1984 (2)
Programme objectives	
Programme typology	Unconditional cash transfer (1)
Programme components	
Child-sensitive design feature	Benefit increases with the number of household members/children; programme targets children
Conditionalities	
Targeting mechanisms	Means-tested; categorical (4)
Target areas	Nationwide (1)
Target groups	Orphans; elderly people; widows; people with disabilities; divorced women; unmarried girls; prisoners' families; abandoned families with no immediate family member (father/son/brother) to provide support (2); if the husband has more than one wife, each of them is entitled to a widow's pension (3)
Coverage	84,644 individuals in 2015: 39.3 per cent elderly people; 31.3 per cent individuals with disabilities; 14.4 per cent divorced; 3.4 per cent orphans; 7.8 per cent widowed; 2.7 per cent unmarried girls; 0.3 per cent prisoners' families; 0.3 per cent abandoned women (5)
Number of children covered (if available)	
Eligibility criteria	
Eligibility reassessment	Social assessment at least once a year (2)
Type of benefits	Cash (1)
Amount of benefits	Benefits vary according to the number of household members, ranging from OMR80 for one person to OMR264 for a household with 10 people (2)
Payment/delivery frequency	Monthly (2)
Benefit delivery mechanism	
Benefit recipients	Beneficiary or a representative (2)
Minimum and maximum duration of benefits	
Programme expenditure	USD337 million in 2013 (3)
Source of funding	Government
Agencies and institutions involved	Ministry of Social Development
Legal framework	Royal Decree 84/87 Issuing the Social Security Law (1984) (2)
Management information systems	
M&E mechanisms and frequency	



References/papers

- [1] Government of Oman. n.d. "Social Services: Social Cases." Official Oman e-government services portal. Accessed 24 July 2017. ><https://goo.gl/AH9LL4>>. In Arabic.
 - [2] Government of Oman. 1984. *Royal Decree 1984/87, Issuing the Social Security Law*. Muscat: Government of Oman. Accessed 24 July 2017. <<https://goo.gl/y2ZrDE>>. In Arabic.
 - [3] UN ESCWA. 2015. *Social protection and development: national social protection and insurance programs in Oman*. Beirut: United Nations Economic and Social Commission for Western Asia. Accessed 24 July 2017. <<https://www.unescwa.org/sites/www.unescwa.org/files/publications/files/oman-social-protection-country-profile-arabic.pdf>>. In Arabic.
 - [4] ILO. 2013. *Social Security Department (SESOC)—Social Welfare: Oman*. Geneva: International Labour Organization. Accessed 27 July 2017. <http://www.ilo.org/dyn/ilossi/ssimain.viewScheme?p_lang=en&p_scheme_id=2701&p_geoaid=512>.
 - [5] Government of Oman. 2016. *Social Indicators*. Muscat: Ministry of Social Development. Accessed 24 July 2017. <<https://goo.gl/h4pYBg>>. In Arabic.
-

QATAR: COUNTRY PROFILE

The State of Qatar has the highest per capita income in the Persian Gulf. Its territory is a peninsula in the east of Arabia, bordering Saudi Arabia to the south and the Gulf Sea to the east. The country has the highest HDI in the MENA region, at 0.856 (UNDP 2016). During the last decade Qatar experienced rapid and unprecedented population growth, doubling its population from 1.2 million people in 2007 to 2.5 million in 2016 (World Bank 2017). This growth is mostly due to the constant inflow of foreign workers, mostly male and lesser-skilled professionals attracted by employment opportunities in the infrastructure sector. In 2014, non-Qataris accounted for 88 per cent of the country's population (State of Qatar and UNDP 2015). The proportion of children in the country's population is one of the smallest in the region: only 5 per cent of the population are under 5 years old, and 16 per cent are under 18 (World Bank 2017).

Qatar's National Development Strategy 2011–2016 paved the way for establishing the country's first national relative poverty line (State of Qatar 2011). According to the 2012-2013 Household Expenditure and Income Survey (HEIS), 6.4 per cent of Qatari households are considered to have a low income (relatively poor). Families headed by divorced women and women with several children (five or more) are more likely to be among low-income Qatari households (12.1 and 16.2 per cent, respectively) (State of Qatar 2015). In 2012-2013, 15 per cent of Qatari children lived in relatively poor households. Limited data are available for the non-Qatari population. According to official estimates, non-Qatari households receive, on average, a quarter of the monthly income of Qatari households (State of Qatar and UNDP 2015).

Qatar's social protection system offers different types of universal **subsidies for food, energy and water** for Qatari nationals. Ration Cards include food products (cooking oil, milk, sugar etc.) as well as energy and water subsidies (State of Qatar 2011). Much like other oil exporters in the Gulf region, the country has taken important steps towards reforming its subsidies system. Qatar Vision 2030 (State of Qatar 2011) revealed the government's plans to reduce water, energy and fuel subsidies and redirect resources to the social sector, mainly education and health care. Since 2011, fuel prices have been readjusted, and energy price subsidies dropped from 5.1 per cent of GDP in 2013 to 3.8 per cent in 2016 (IMF 2017).

The social protection system also comprises a social insurance system that offers pensions to Qatari citizens working in the public sector and to some categories in the private sector, and a set of non-contributory programmes is provided by the Ministry of Labour and Social Affairs under the 1995 Social Insurance Law. For instance, **social insurance benefits** are provided to families in need without sufficient income and certain vulnerable groups, especially widows, divorcees, people with disabilities, elderly people, orphans, families of prisoners and abandoned wives. For some categories, the benefit increases according to the number of household members, which is a positive child-sensitive feature. In 2014, benefit levels were readjusted, including higher benefits for orphans and children. Both non-contributory and contributory systems exclude non-Qatari families. Moreover, coverage levels are low, reaching only 4 per cent of Qatari families for pensions and 1 per cent for other social protection schemes (State of Qatar 2015). Primary health care centres offer services free of charge to all children and mothers, and a health card is issued to every newborn baby (State of Qatar and UNDP 2015).

Another key component of social protection in Qatar is the **Zakat Fund** contributions that started in 1994. The Fund is managed by Qatar's public authorities through the Ministry of Endowments and Islamic Affairs and supports low-income families with cash and in-kind transfers. Additionally, part of the Fund's contributions is directed to Official Development Assistance (ODA) through civil society organisations providing aid to African and Asian countries (State of Qatar and UNDP 2015). A **school feeding programme** is also available under the National Nutrition Programme, reaching 57,000 children in 2011 (WFP 2013).

Social protection is at the core of Qatar Vision 2030. While social service provision is considered a crucial mechanism to promote human development, challenges remain to increase the effectiveness and sustainability of Qatar's social

assistance system, and a reliance on *ad hoc* programmes compromises the development of longer-term plans to reduce poverty (Evans 2009). Children in low-income households remain at risk of suffering more from poverty and deprivation, especially those belonging to larger families (State of Qatar 2015). The situation of non-Qatari low-skilled workers and their families should be a matter of primary attention, as these segments of the population are deprived of access to Qatar's social security and social assistance systems and are, therefore, more prone to vulnerability at different stages of their lives.

REFERENCES

Evans, M., P. Chung, P. Powell-Davis, S. Bassem, and A. Al-Khalaqi. 2009. *Promoting QNV 2030's Vision of a Good Society. Towards a Social Policy for Qatar*. Doha: General Secretariat for Development Planning, Department of Social Development.

IMF. 2017. *If Not Now, When? Energy Price Reform in Arab Countries. Annual Meeting of Arab Ministers of Finance. April 2017, Rabat, Morocco*. Washington, DC: International Monetary Fund.

State of Qatar. 2011. *Qatar National Development Strategy 2011–2016: towards Qatar National Vision 2030*. Doha: General Secretariat for Development Planning.

State of Qatar. 2015. *Measuring the standard of living in Qatar: Households Expenditure and Income Survey 2012/2013*. Doha: Ministry of Development Planning and Statistics.

State of Qatar and UNDP. 2015. *Qatar's Fourth National Human Development Report. Realising Qatar National Vision 2030—The Right to Development*. Doha: Ministry of Development Planning and Statistics and United Nations Development Programme.

UNDP. 2016. *Human Development Report 2016*. New York: United Nations Development Programme.

WFP. 2013. *State of school feeding worldwide 2013*. Rome: World Food Programme.

World Bank. 2017. "Health Nutrition and Population Statistics." World Bank website. Accessed 28 October 2017. <<http://databank.worldbank.org/data/reports.aspx?source=health-nutrition-and-population-statistics>>.

QATAR: PROGRAMME PROFILES

1. Food, Fuel and Housing Subsidies

Country	Qatar
Programme	Food, Fuel and Housing Subsidies
Previous programme name	
Start date	
Programme objectives	To protect the Qatari population's consumption levels { 1 }
Programme typology	Subsidies; housing
Programme components	Food subsidies are provided for various food items, including bread and other foods; in addition, Qatari citizens have access to ration cards for cooking oil, milk and sugar { 1 }; fuel subsidies cover petroleum products (gasoline and diesel) { 2 }; subsidies for housing, electricity { 2 } and water { 3 } are also provided by the government
Child-sensitive design feature	
Conditionalities	
Targeting mechanisms	Universal
Target areas	Nationwide
Target groups	Universal
Coverage	
Number of children covered (if available)	
Eligibility criteria	
Eligibility reassessment	
Type of benefits	Subsidised prices (for both food and fuel items); ration cards (for Qatari nationals only) { 1 }; housing subsidies: interest-free loans (maximum QAR600,000) and free land plots { 1 }
Amount of benefits	
Payment/delivery frequency	
Benefit delivery mechanism	
Benefit recipients	
Minimum and maximum duration of benefits	
Programme expenditure	Fuel subsidies: USD2.1 billion for petroleum products in 2011 { 2 }; subsidies for electricity consumption: USD2 billion in 2011 { 2 }; energy subsidies represented 3.8 per cent of GDP in 2016 { 4 }
Source of funding	Government of Qatar { 1 }
Agencies and institutions involved	Ministry of Social Affairs { 1 }
Legal framework	
Management information systems	
M&E mechanisms and frequency	



References/papers

- (1) Evans, M., T.P. Chung, P. Powell-Davis, B. Serhan, and A. Al-Khalaqi. 2009. *Promoting QNV 2030's Vision of a Good Society: Towards a Social Policy for Qatar*. Doha: General Secretariat for Development Planning. Accessed 26 July 2017. <http://www.mdps.gov.qa/en/knowledge/Doc/Studies/Promoting_QNV2030_Vision_of_a_Good_Society_Towards_a_Social_Policy_for_Qatar_2009_EN.pdf>.
 - (2) Charles, C., T. Moerenhout, and R. Bridle. 2014. *The Context of Fossil-Fuel Subsidies in the GCC Region and Their Impact on Renewable Energy Development*. Manitoba: International Institute for Sustainable Development. Accessed 26 July 2017. <http://www.iisd.org/gsi/sites/default/files/ffs_gcc_context.pdf>.
 - (3) Government of Qatar. 2011. *Qatar National Development Strategy*. Doha: General Secretariat for Development Planning. Accessed 26 July 2017. <http://www.mdps.gov.qa/en/knowledge/HomePagePublications/Qatar_NDS_reprint_complete_lowres_16May.pdf>.
 - (4) IMF. 2017. *If Not Now, When? Energy Price Reform in Arab Countries*. *Annual Meeting of Arab Ministers of Finance*. April 2017, Rabat, Morocco. Washington, DC: International Monetary Fund. Accessed 29 September 2017. <<http://www.imf.org/en/Publications/Policy-Papers/Issues/2017/06/13/if-not-now-when-energy-price-reform-in-arab-countries>>.
-

2. Social Insurance Benefits (Qatar's Law no. 38 of 1995)

Country	Qatar
Programme	Social Insurance Benefits (Qatar's Law no. 38 of 1995)
Previous programme name	
Start date	1995 (3)
Programme objectives	The benefit aims to diminish families' exposure to risks and enhance their capacity to manage economic and social risks in case the family breadwinner is declared missing (1)
Programme typology	Unconditional cash transfer (1)
Programme components	Social insurance for divorcees Social insurance payment for families Social insurance for families of missing persons Social insurance for abandoned wives Social insurance for widows Special needs allowance Incapacity benefit Orphans benefit Old-age and incapacity benefit (1)
Child-sensitive design feature	Benefit increases with the number of household members/children Benefit increases with the number of household members/children Benefit increases with the number of household members/children Benefit increases with the number of household members/children; programme targets children Benefit increases with the number of household members/children (1)
Conditionalities	
Targeting mechanisms	Categorical; means-tested (2)
Target areas	Nationwide
Target groups	Women who have been divorced, have not remarried and have insufficient income Families in need without sufficient income Families without a breadwinner, without sufficient income Abandoned wives without sufficient income Widows without sufficient income Individuals with a disability Citizens aged 18–60 years who are prevented from taking up employment due to a chronic illness Orphans and children of unknown parenthood under the age of 18 and without sufficient income Elderly citizens above the age of 60 and without sufficient income (1)
Coverage	1,695 households in 2009 1,037 in 2009 2,503 in 2009 817 in 2009 (2)
Number of children covered (if available)	



Eligibility criteria	<p>Women must produce proof of being divorced</p> <p>Households must produce proof of not having sufficient income</p> <p>Head of household must be declared missing</p> <p>Women must be declared by a court of law to have been abandoned by their husbands</p> <p>Women must produce proof of widowhood</p> <p>Individuals must produce proof of suffering from a disability</p> <p>Individuals must produce proof of suffering from a chronic illness</p> <p>Individuals must produce proof of being orphaned</p> <p>Individuals must produce proof of being over 60 years of age</p> <p>{ 1 }</p>
Eligibility reassessment	Social assessment review at least once a year { 3 }
Type of benefits	Cash { 1 }
Amount of benefits	<p>QAR6,000</p> <p>QAR6,000; additional benefits: QAR2,000 per wife, QAR1,000 per child</p> <p>QAR6,000; additional benefits: QAR1,000 per child</p> <p>QAR6,000</p> <p>QAR6,000</p> <p>QAR6,000; additional benefits: QAR2,000 per wife, QAR1,000 per child; special allowance of QAR1,500 to employ domestic workers if they do not receive state care</p> <p>QAR4,000; special allowance of QAR1,500 to employ domestic workers if they do not receive state care</p> <p>QAR3,000 each for orphans under the age of 17;</p> <p>QAR6,000 each for orphans above the age of 17</p> <p>QAR6,000 per husband, QAR2,000 per wife, QAR1,000 per child { 1 }</p>
Payment/delivery frequency	Monthly { 1 }
Benefit delivery mechanism	
Benefit recipients	Main beneficiary or representative { 3 }
Minimum and maximum duration of benefits	
Programme expenditure	
Source of funding	Government of Qatar { 1 }
Agencies and institutions involved	Ministry of Administrative Development, Labour and Social Affairs { 1 }
Legal framework	Social Insurance Law no. 38 { 1995 } { 3 }
Management information systems	
M&E mechanisms and frequency	
References/papers	<p>{ 1 } Government of Qatar. 2017. "Social Assistance." Hukoomi-Qatar e-government portal. Accessed 27 July 2017. <https://goo.gl/8Vxy2Q>.</p> <p>{ 2 } Evans, M., T.P. Chung, P. Powell-Davis, B. Serhan, and A. Al-Khalaqi. 2009. <i>Promoting QNV 2030's Vision of a Good Society: Towards a Social Policy for Qatar</i>. Doha: General Secretariat for Development Planning. Accessed 26 July 2017. <http://www.mdps.gov.qa/en/knowledge/Doc/Studies/Promoting_QNV2030_Vision_of_a_Good_Society_Towards_a_Social_Policy_for_Qatar_2009_EN.pdf>.</p> <p>{ 3 } Government of Qatar. 1995. <i>Decree no. 38 of 1995, Law on Social Security</i>. Doha: Government of Qatar. Accessed 27 July 2017. <http://www.gcc-legal.org/LawAsPDF.aspx?opt&country=3&LawID=2708>. In Arabic.</p>

3. Zakat Fund

Country	Qatar
Programme	Zakat Fund
Previous programme name	
Start date	1994 [1]
Programme objectives	To assist families in need through zakat contributions [1]
Programme typology	Unconditional cash transfers; unconditional in-kind transfers; conditional cash transfer (student grants)
Programme components	Assistance to families in need; student grants through a financial support scheme to students at all stages of education [1]
Child-sensitive design feature	Supporting children's access to education; programme targets children
Conditionalities	
Targeting mechanisms	Means-tested: Fund distributes aid to the beneficiaries after conducting social and field research during which the real need of aid seekers is assessed [3]; categorical (for students)
Target areas	Nationwide
Target groups	Low-income individuals; children [2]
Coverage	
Number of children covered (if available)	28,464 families and 29,424 students (student support scheme) between 2001 and 2006 [2]
Eligibility criteria	
Eligibility reassessment	
Type of benefits	Cash; in-kind [1] [2]
Amount of benefits	
Payment/delivery frequency	
Benefit delivery mechanism	
Benefit recipients	
Minimum and maximum duration of benefits	
Programme expenditure	
Source of funding	
Agencies and institutions involved	Ministry of Endowments and Islamic Affairs [2]
Legal framework	Act. no. 8 of 1992 [1]
Management information systems	
M&E mechanisms and frequency	
References/papers	[1] Evans, M., T.P. Chung, P. Powell-Davis, B. Serhan, and A. Al-Khalaqi. 2009. <i>Promoting QNV 2030's Vision of a Good Society: Towards a Social Policy for Qatar</i> . Doha: General Secretariat for Development Planning. Accessed 26 July 2017. < https://goo.gl/eitx3F >. [2] Government of Qatar. 2017. "Zakat Fund." Hukoomi-Qatar e-government portal. Accessed 27 July 2017. < http://www.hukoomi.qa/wps/portal/topics/Religion+and+Community/Religion/zakatfund >.

4. School Feeding Programme

Please see 'Additional programmes' on page 336.

SAUDI ARABIA: COUNTRY PROFILE

The Kingdom of Saudi Arabia is the largest Arab State in the Persian Gulf region. Along with other Member States of the Gulf Cooperation Council, Saudi Arabia's rapid economic growth contributed to significant social advancements. The country achieved most of the Millennium Development Goals and a very high HDI of 0.847—the second highest in the region after Qatar (UNDP 2016). Despite considerable progress, regional and gender disparities are important social concerns that have yet to be addressed. Saudi Arabia's total population stands at 32.2 million, of whom 9.6 million (29.8 per cent) are under 18 and 2.9 million (9.2 per cent) are under the age of 5, according to estimates for 2016 (World Bank 2017a). In 2016, migrant workers and their families, as well as Syrian and Yemeni refugee communities, accounted for a third of the country's population (11.7 million people) (GAS 2017).

The recent drop in revenues from oil sales in the aftermath of the global financial crisis pushed Saudi Arabia towards a series of reforms. Saudi Vision 2030 introduced a set of plans to increase economic opportunities and improve social protection, aiming to alleviate the impact of energy subsidy reforms (Kingdom of Saudi Arabia 2016a). However, limited data availability on poverty in Saudi Arabia is still a major barrier to developing schemes that respond to the needs of the population: the country has no official poverty line, which is crucial for the monitoring and evaluation of the pro-poor policies outlined in Saudi Vision 2030. Female migrant domestic workers and other immigrants are most likely to be among the most vulnerable groups in Saudi Arabia's society, yet they are rarely considered in government interventions (OHCHR 2017).

Saudi Arabia has a well-established social security system comprising two national insurance funds available to public- and private-sector employees (Fadaak 2010). School education and health care are provided free of charge, although recent assessments showed that non-Saudi children or children without a residence permit have been facing challenges when it comes to access to free health care or education at public schools (OHCHR 2017). For women, especially adolescents and young adults, challenges persist: low employment rates render access to social security more difficult, and youth unemployment rates are significantly higher among women (at 58 per cent) than among men (22 per cent) (ILO estimates in World Bank 2017b). As the government aims to accelerate the phasing-out of energy and water subsidies, public authorities have identified the need to provide a more comprehensive social support system for Saudi low-income households (Kingdom of Saudi Arabia 2016a).

In 2016 the Ministries of Labour and of Social Affairs were merged, and the newly established entity is the leading actor when it comes to social assistance in the country. Earlier, in 2006, a Social Security Law introduced the **Supplementary Support Programme (SSP)**, a financial assistance programme for impoverished households as well as orphans, people with disabilities, elderly people (if not entitled to a retirement pension) and unsupported families. Only Saudi citizens with permanent residence in the country are eligible, and benefit levels are calculated based on household composition (wives and children). Benefit transfers are capped at SAR5,000 for a family with 15 members. Further, low-income households are also eligible for a one-time payment limited to SAR30,000. The cash transfers for both components of the programme currently benefit 877,000 Saudi households, reaching 2.4 million people in the country (OHCHR 2017). According to the 2013 Household and Expenditure Household Survey, average monthly expenditure in the Riyadh administrative region amounts to SAR18,470 for a family of 6.9 members (Kingdom of Saudi Arabia 2013). Although data are not disaggregated by income, contrasting SSP benefit levels with the average expenditure levels in Riyadh suggests that SSP benefits might be insufficient to fulfil families' basic needs.

Saudi Vision 2030 aims to integrate Saudi Arabia's social assistance system into the **Citizen's Account Programme**, the country's new strategic approach to addressing poverty and vulnerability. In addition to the overall target of improving coordination between the health care, housing, education, social security and social development systems, the government announced the introduction of a **Household Allowance** to compensate for reductions in the universal energy and water subsidies planned for 2017–2020 (Kingdom of Saudi Arabia 2016a). All SSP beneficiaries are automatically eligible for the new allowance, while new members will be assessed according to household composition and income. The programme will be launched before price adjustments are made (Kingdom of Saudi Arabia 2016b).

In 2009 the government established *Hafiz*, a monthly cash assistance programme to support job-seeking Saudi citizens aged 20–34. The support is provided for up to one year, conditional upon participating in training sessions and attending job interviews (Taqat n.d.). In 2012 more than 1 million Saudis benefited from *Hafiz*, more than 80 per cent of whom were women (McDowall 2012). The **National School Feeding Programme** benefits children at public schools and reached 2.1 million pupils in 2011 (WFP 2013). Charity organisations supported by both public and private donations are also relevant providers of social assistance, covering both nationals and immigrants (Fadaak 2010). In 2016 the Saudi government provided SAR500 million to non-governmental and religious institutions (OHCHR 2017).

As outlined above, Saudi Vision 2030 proposes measures that, if implemented effectively, can improve the well-being of the most vulnerable members of society, including children. However, existing social protection and anti-poverty mechanisms face important challenges, such as limited data availability and in-depth knowledge about poverty rates, limiting the targeting efficiency of programmes. Lastly, fragmentation of different government initiatives, limited M&E instruments and restricted service provision for non-nationals are prominent issues that need to be addressed.

REFERENCES

Fadaak, T. 2010. "Poverty in the Kingdom of Saudi Arabia: an explanatory study of poverty and female-headed households in Jeddah City." *Social Policy & Administration* 44(6), October: 689–707.

GAS. 2017. "Statistical Book of 2016—Chapter 02: Population." General Authority for Statistics of the Kingdom of Saudi Arabia website. Accessed 18 September 2017. <<https://www.stats.gov.sa/en/866-0>>.

Kingdom of Saudi Arabia. 2013. *Household Expenditure and Income Survey 1434 H. (2013)*. Riyadh: Kingdom of Saudi Arabia.

Kingdom of Saudi Arabia. 2016a. *Vision 2030: Strategic Objectives and Vision Realization Programs. Institutional Presentation*. Riyadh: Kingdom of Saudi Arabia.

Kingdom of Saudi Arabia. 2016b. *Fiscal Balance Programme: Balanced Budget 2020*. Riyadh: Kingdom of Saudi Arabia.

McDowall, A. 2012. "More than 1 million Saudis on unemployment benefit." Reuters website. Accessed 28 March 2012. <<http://www.reuters.com/article/us-saudi-unemployment-subsidy/more-than-1-million-saudis-on-unemployment-benefit-idUSBRE82R0L320120328>>.

OHCHR. 2017. *Report of the Special Rapporteur on extreme poverty and human rights on his mission to Saudi Arabia*. Geneva: Office of the United Nations High Commissioner for Human Rights.

Taqat. n.d. "Hafiz, Searching for Employment." Taqat National Labour Gateway website. Accessed 19 September 2017. <<https://www.taqat.sa/en/web/guest/hafiz-searching-for-employment>>.

UNDP. 2016. *Human Development Report 2016*. New York: United Nations Development Programme.

WFP. 2013. *State of school feeding worldwide 2013*. Rome: World Food Programme.

World Bank. 2017a. "Health Nutrition and Population Statistics." World Bank website. Accessed 28 October 2017. <<http://databank.worldbank.org/data/reports.aspx?source=health-nutrition-and-population-statistics>>.

World Bank. 2017b. "World Development Indicators 2017." World Bank website. Accessed 18 September 2017. <<https://openknowledge.worldbank.org/handle/10986/26447>>.

SAUDI ARABIA: PROGRAMME PROFILES

1. *Hafiz* (Searching for Employment Programme)

Country	Saudi Arabia
Programme	<i>Hafiz</i> (Searching for Employment Programme)
Previous programme name	
Start date	2009
Programme objectives	To support and enable job search for Saudi nationals aged 20–34
Programme typology	Conditional cash transfer
Programme components	Financial support; educational and training offerings; job centres and career services to support job search; access to TAQAT, the official National Labour Gateway (online job placement platform)
Child-sensitive design feature	
Conditionalities	Signing in on the TAQAT online portal periodically; attending online and classroom-based training; attending assigned job interviews; accepting a suitable job offer
Targeting mechanisms	Categorical; means-tested
Target areas	Nationwide
Target groups	Saudi citizens (male and female) aged 20–34
Coverage	1 million people in 2012 (2)
Number of children covered (if available)	
Eligibility criteria	Saudi nationality or having a Saudi mother; residence in Saudi Arabia for at least 10 months, when benefiting from the programme; age restrictions: between 20 and 34 years old; eligibility to work and no current employment; currently not receiving training at an academic or professional institution; not have received a salary above SAR2,000 in the previous 12 months; not being a pension beneficiary; not having obtained a degree/training in the past six months; and having no commercial activities
Eligibility reassessment	
Type of benefits	Cash and in-kind transfers
Amount of benefits	Maximum SAR2,000
Payment/delivery frequency	Monthly
Benefit delivery mechanism	
Benefit recipients	Direct beneficiaries (job seekers)
Minimum and maximum duration of benefits	Maximum of one year
Programme expenditure	
Source of funding	Government: Kingdom of Saudi Arabia Human Resource Development Fund
Agencies and institutions involved	
Legal framework	
Management information systems	
M&E mechanisms and frequency	



References/papers

- [1] Taqat. n.d. "Hafiz, Searching for Employment." Taqat National Labour Gateway website. Accessed 19 September 2017. <<https://www.taqat.sa/en/web/guest/hafiz-searching-for-employment>>.
- [2] McDowall, A. 2012. "More than 1 million Saudis on unemployment benefit." Reuters website. Accessed 28 March 2017. <<https://goo.gl/VrQegZ>>.
-

2. Household Allowance Programme (Citizen's Account Programme)

Country	Saudi Arabia
Programme	Household Allowance (Citizen's Account Programme)
Previous programme name	The programme will replace the Supplementary Support Programme, regulated under Royal Decree no. M/45 of 2006 (1)
Start date	The Citizen's Account registry was opened for household registration in February 2017 (2)
Programme objectives	To mitigate the impact of the ongoing fiscal and subsidy reforms on the living costs of low- and middle-income households (3)
Programme typology	Unconditional cash transfer
Programme components	Cash transfers
Child-sensitive design feature	Benefit increases with the number of household members/children; programme targets children (orphans)
Conditionalities	
Targeting mechanisms	All beneficiaries of the cash transfer system under Royal Decree no. M/45 of 2006 (Supplementary Support Programme) will be automatically enrolled in the programme; for new registrations, eligibility verifications will be gradually developed by the government, considering factors such as household size, composition and income (1) (3)
Target areas	Nationwide
Target groups	Low- and middle-income Saudi households; single people who are not living with their family; non-Saudi households are not eligible; all beneficiaries of the Supplementary Support Programme (1)
Coverage	Since its inception in February 2017, the number of households registered has reached about 3.5 million, with more than 12 million registered individuals, representing more than half of the Saudi population
Number of children covered (if available)	
Eligibility criteria	Saudi nationality; proof of residence in the Kingdom; all household members must be first-degree relatives (3)
Eligibility reassessment	Beneficiary status must be updated quarterly
Type of benefits	
Amount of benefits	Amounts are calculated based on household size (number of members) and economic well-being (income level); all eligible households will receive the first payment before the government implements the new energy price reforms (3)
Payment/delivery frequency	
Benefit delivery mechanism	
Benefit recipients	
Minimum and maximum duration of benefits	
Programme expenditure	Planned expenditure: SAR60–70 billion per year (1)
Source of funding	Government: redirecting part of budget allocations after implementing subsidy reforms
Agencies and institutions involved	Ministry of Labour and Social Development (1)
Legal framework	
Management information systems	Citizen's Account registry system: the Saudi government opened an online registration portal, and participants input and update their information directly (self-declared information); for profile validation, supporting documents may be required (2)
M&E mechanisms and frequency	



References/papers

- [1] OHCHR. 2017. *Report of the Special Rapporteur on extreme poverty and human rights on his mission to Saudi Arabia*. Geneva: The Office of the United Nations High Commissioner for Human Rights. Accessed 19 September 2017. <http://www.ohchr.org/EN/HRBodies/HRC/RegularSessions/Session35/Documents/A_HRC_35_CRP_1_E.docx>.
- [2] Saeed Elsayyad, A. 2017. *The Social Dimensions of Saudi Vision 2030: A Paradigm Shift*. Brasília: International Policy Centre for Inclusive Growth. Accessed 19 September 2017. <http://www.ipc-undp.org/pub/eng/OP361_The_social_dimensions_of_Saudi_Vision_2030_a_paradigm_shift.pdf>.
- [3] Kingdom of Saudi Arabia. 2016. *Fiscal Balance Programme: Balanced Budget 2020*. Riyadh: Kingdom of Saudi Arabia. Accessed 19 September 2017. <http://vision2030.gov.sa/sites/default/files/attachments/BB2020_EN.pdf>.
-

3. Subsidies

Country	Saudi Arabia
Programme	Subsidies
Previous programme name	
Start date	
Programme objectives	
Programme typology	Subsidies
Programme components	Food, water, electricity and fuel subsidies (1)
Child-sensitive design feature	
Conditionalities	
Targeting mechanisms	
Target areas	Nationwide
Target groups	Universal
Coverage	
Number of children covered (if available)	
Eligibility criteria	
Eligibility reassessment	
Type of benefits	Subsidies
Amount of benefits	
Payment/delivery frequency	
Benefit delivery mechanism	
Benefit recipients	
Minimum and maximum duration of benefits	
Programme expenditure	In 2013, total pre-tax energy subsidies, including petroleum, electricity and natural gas subsidies accounted for approximately 10 per cent of GDP (2); in 2016 the total expenditure on energy subsidies was 4.4 per cent of GDP (3)
Source of funding	
Agencies and institutions involved	
Legal framework	
Management information systems	
M&E mechanisms and frequency	
References/papers	<p>(1) Saeed Elsayyad, A., and A.-H. Nawar. 2017. <i>The Social Dimensions of Saudi Vision 2030: a paradigm shift</i>. Brasília: International Policy Centre for Inclusive Growth. Accessed 19 September 2017. <http://www.ipc-undp.org/pub/eng/OP361_The_social_dimensions_of_Saudi_Vision_2030_a_paradigm_shift.pdf>.</p> <p>(2) IMF. 2014. <i>Subsidy Reform in the Middle East and North Africa: Recent Progress and Challenges Ahead</i>. Washington, DC: International Monetary Fund. Accessed 19 September 2017. <https://www.imf.org/external/pubs/ft/dp/2014/1403mcd.pdf>.</p> <p>(3) IMF. 2017. <i>If Not Now, When? Energy Price Reform in Arab Countries. Annual Meeting of Arab Ministers of Finance. April 2017, Rabat, Morocco</i>. Washington, DC: International Monetary Fund. Accessed 29 September 2017. <http://www.imf.org/en/Publications/Policy-Papers/Issues/2017/06/13/if-not-now-when-energy-price-reform-in-arab-countries>.</p>

4. Supplementary Support Programme

Country	Saudi Arabia
Programme	Supplementary Support Programme
Previous programme name	
Start date	2006 [1]
Programme objectives	To provide social assistance to the poorest segments of Saudi Arabia [1]
Programme typology	Unconditional cash transfer
Programme components	Monthly cash transfers (a one-time transfer modality is also available); regular assistance for divorced/widowed women
Child-sensitive design feature	Benefit increases with the number of household members/children; programme targets children (orphans)
Conditionalities	
Targeting mechanisms	Categorical; means-tested [2]
Target areas	
Target groups	Orphans (under the age of 18); people with disabilities; unsupported women; unsupported families (in case of death, divorce, absence, imprisonment or desertion of the breadwinner); elderly citizens over the age of 60 not entitled to retirement pensions; divorced and widowed women; all categories of beneficiary must report the absence of a financially capable supporter or sufficient means for living [1] [2]
Coverage	877,000 households: approximately 2.4 million individuals [1]
Number of children covered (if available)	
Eligibility criteria	Saudi citizens permanently residing in the country who are part of the specified targeted groups; an application must be submitted to the social security office in the jurisdiction where the applicant resides [2]; non-Saudi households are not eligible for the programme; however, non-Saudi women married to Saudi citizens, widows of Saudi citizens with children and widows from non-Saudi husbands are eligible [2]
Eligibility reassessment	According to Royal Decree no. M/45 of 2006 (Article 12), the Ministry of Social Affairs is responsible for periodical assessment of eligibility [2]
Type of benefits	Cash
Amount of benefits	The amount of the benefit varies according to the number of family members: SAR 5,000 is the maximum monthly amount, for a family of 15 individuals; SAR30,000 is the maximum one-time payment
Payment/delivery frequency	Monthly [2]
Benefit delivery mechanism	
Benefit recipients	
Minimum and maximum duration of benefits	
Programme expenditure	
Source of funding	Government resources, including zakat (levied taxes according to government rules) and returns on investments in social security funds [2]
Agencies and institutions involved	Ministry of Social Affairs; Ministry of Labour and Social Development
Legal framework	Royal Decree no. M/45 of 2006 issuing the Social Security Law [2]
Management information systems	
M&E mechanisms and frequency	



References/papers	<p>[1] OHCHR. 2017. <i>Report of the Special Rapporteur on extreme poverty and human rights on his mission to Saudi Arabia</i>. Geneva: The Office of the United Nations High Commissioner for Human Rights. Accessed 19 September 2017. <http://www.ohchr.org/EN/HRBodies/HRC/RegularSessions/Session35/Documents/A_HRC_35_CRP_1_E.docx>.</p> <p>[2] Kingdom of Saudi Arabia. 2006. <i>Royal Decree no. M/45 issuing the Social Security Law</i>. Riyadh: Kingdom of Saudi Arabia. Accessed 19 September 2017. <https://www.boe.gov.sa/ViewSystemDetails.aspx?lang=en&SystemID=187&VersionID=202>. In Arabic.</p>
-------------------	--

5. School Feeding Programme

Please see 'Additional programmes' on page 336.

STATE OF PALESTINE: COUNTRY PROFILE

The State of Palestine (SOP) is situated in the Near East Region and has a fragmented territory, divided into two main areas: the Gaza strip, on the Mediterranean coast, and the West Bank, on the border with Jordan. The SOP has a total population of 4.5 million people, of whom 2.2 million (49 per cent) are under the age of 18 and 700,000 (15 per cent) are younger than 5 (World Bank 2017a). The SOP has the highest fertility rates in the MENA region: 4.11 births per woman (World Bank 2017b). It has a medium level of human development: its HDI was 0.684 in 2015, compared to an average of 0.704 in the region (UNDP 2016). In 2011, 25.8 per cent of the Palestinian population was reported to live under the national poverty line, an income of ILS2,293 (USD637) per month for an average household (two adults and three children) (UNDP 2014). The situation in Gaza is particularly worrisome, with a poverty rate of 39 per cent, compared to 16 per cent in the West Bank in 2015 (World Bank 2015).

Children are disproportionally affected by poverty; almost 40 per cent of children in Gaza were estimated to live below the national poverty line in 2010 (PCBS 2013). Children living in poverty often have limited access to health care services and education, and may be subject to child labour and abuse (Pereznieto et al. 2014). According to the Palestinian Central Bureau of Statistics (PCBS) and UNICEF (2017), 66 per cent of children under the age of 3 are deprived of proper nutrition, and 63 per cent of those aged 5–14 lack access to education.

The conflict-ridden environment in which the SOP is embedded contributes to deteriorating living conditions, leading to high numbers of refugees and internally displaced persons (Ameta 2015; Jones and Shaheen 2012). The impact of mobility and trade restrictions imposed by Israel have substantially affected the Palestinian economy and labour market, with youth unemployment reaching 58 per cent in Gaza in 2017 (World Bank 2017c). These limitations have also negatively affected access to consumer goods, and food insecurity remains a vital issue, as 27 per cent of all Palestinian households and 47 per cent of households in Gaza are considered food-insecure (FSS and PCBS 2016).

Social assistance is crucial for the subsistence of the country's most vulnerable population (UN ESCWA 2015). The Socio-Economic and Food Security Survey 2014 showed that 40 per cent of all Palestinian households receive some form of social assistance, with a considerable difference between Gaza (84.2 per cent) and the West Bank (16.5 per cent) (FSS and PCBS 2016).

Social protection in the SOP is administered by a range of governmental and non-governmental institutions. Within the government, the Ministry of Social Development (MoSD) is the main implementing actor. It recently launched the Social Development Sector Strategy (2017–2022), which aims to mitigate monetary poverty, food insecurity and non-monetary dimensions of poverty in alignment with the National Policy Agenda (2017–2022) (World Bank 2017d).

The largest social protection initiative is the **Palestinian National Cash Transfer Programme (PNCTP)**. It is managed by the MoSD, and beneficiaries are selected based on a PMT formula. Close to 115,000 poor households are supported with quarterly payments at an annual programme cost of USD110 million (ibid.). In addition to UCTs, beneficiaries are also entitled to other schemes, such as health insurance, school fee waivers and cash grants for emergency needs. It is estimated that the programme reached 287,794 children in 2013 (Pereznieto et al. 2014).

A **Food Assistance Programme** is run by the MoSD in partnership with the WFP, providing in-kind transfers and electronic vouchers to 503,221 food-insecure households in 2016. The same PMT formula used for the PNCTP is used to select beneficiaries (WFP 2016). In addition, the **Protection, care and rehabilitation of marginalised and vulnerable groups** programme offers in-kind transfers and vocational services to people with disabilities, orphans, female victims of violence and elderly people. In 2014, 5,760 children under the age of 18 received assistance through the programme (State of Palestine 2014, as cited by Ameta 2015).

Educational fee waivers are offered by the Ministry of Education for children of imprisoned parents, people living beyond the separation wall, disadvantaged students and beneficiaries of the PNCTP (UN ESCWA 2015; Pereznieto et al. 2014). The **Deprived Families Economic Empowerment Programme (DEEP)**, supported by UNDP, offers microfinance, start-up grants and capacity development to households affected by illness, disability, poverty and unemployment. To date, DEEP has supported 215,000 people, 60 per cent of whom are children (UNDP n.d.).

An important non-governmental source of funding for social assistance are the zakat committees. Under the supervision of the **Zakat Fund** of the Ministry of Awqaf and Religious Affairs,⁶⁶ the zakat committees grant in-kind and cash transfers to cover costs of education and health care for orphans or children who have lost their fathers. This assistance benefited approximately 20,505 orphans per year across the West Bank between 2007 and 2011. The zakat committees also offer financial assistance to poor and vulnerable families, one-time emergency cash and in-kind transfers, such as food, clothing and school supplies (UN ESCWA 2015).

Social protection programmes are indispensable for a large proportion of the Palestinian population to meet their basic needs. The PNCTP especially—which the World Bank referred to as “one of the best performing cash assistance programs in the MENA region” (World Bank 2017d, 8)—is noteworthy here. The MoSD has increasingly striven to integrate the targeting tools of existing programmes. However, given the large number of children suffering from violence at household and community levels, it remains essential to ensure that there is stronger coordination between social assistance and social protection, and other social services for children at risk of violence, abuse and exploitation.

66. Zakat in Gaza and East Jerusalem falls under a different system (UN ESCWA 2015). Information provided here refers to the West Bank only.

REFERENCES

- Ameta, D. 2015. *Social Protection and Safety Nets in Palestine*. Brighton: Institute of Development Studies.
- FSS and PCBS. 2016. *Socio-Economic & Food Security Survey 2014 State of Palestine*. State of Palestine: Food Security Sector and Palestinian Central Bureau of Statistics.
- Jones, N., and M. Shaheen. 2012. *Transforming Cash Transfers: Beneficiary and community perspectives on the Palestinian National Cash Transfer Programme—Part 2: The case of the West Bank*. London: Overseas Development Institute.
- PCBS. 2013. “Annual Report. Palestinian Children: Issues and Statistics.” *Child Statistics Series*, no. 16. Ramallah: Palestinian Central Bureau of Statistics.
- PCBS and UNICEF. 2017. “Multidimensional Poverty Measurement: State of Palestine.” Presentation at the ‘Child Poverty in the Middle East and North Africa: From Measurement to Policy Action’ conference, Rabat, Morocco, 15–17 May 2017.
- Perezniето, P., N. Jones, B.A. Hamad, M. Shaheen, and E. Alcala. 2014. *Effects of the Palestinian National Cash Transfer Programme on Children and Adolescents: A Mixed Methods Analysis*. London: Overseas Development Institute and United Nations Children’s Fund.
- UNDP. n.d. “Deprived Families Economic Empowerment Programme (DEEP).” United Nations Development programme website. Accessed 18 August 2017. <http://www.ps.undp.org/content/papp/en/home/operations/projects/poverty_reduction/deprived-families-economic-empowerment-programme.html>.
- UNDP. 2014. *The 2014 Palestine Human Development Report: Development for Empowerment*. New York: United Nations Development Programme, Programme of Assistance to the Palestinian People.
- UNDP. 2016. *Human Development Report 2016*. New York: United Nations Development Programme.
- UN ESCWA. 2015. *Social Protection in the Occupied Palestinian Territory: The Role of Zakat*. Beirut: United Nations Economic and Social Commission for Western Asia.
- UNICEF. 2017. *Progress for Children with Equity in the Middle East and North Africa*. Amman: United Nations Children’s Fund Regional Office for the Middle East & North Africa.
- WFP. 2016. *Food Assistance for the Food-Insecure Populations in the West Bank and Gaza Strip Standard Project Report 2016*. Rome: World Food Programme.
- World Bank. 2015. *Economic Monitoring Report to the Ad Hoc Liaison Committee*. Washington, DC: World Bank.
- World Bank. 2017a. “Health Nutrition and Population Statistics.” World Bank website. Accessed 28 October 2017. <<http://databank.worldbank.org/data/reports.aspx?source=health-nutrition-and-population-statistics>>.
- World Bank. 2017b. “World Development Indicators 2017.” World Bank website. Accessed 7 August 2017. <<https://openknowledge.worldbank.org/handle/10986/26447>>.
- World Bank. 2017c. “The World Bank in West Bank and Gaza.” World Bank website. Accessed 12 September 2017. <<http://www.worldbank.org/en/country/westbankandgaza/overview#1>>.
- World Bank. 2017d. *Social protection Enhancement Project (P160674). Project Information Document/Integrated Safeguards Data Sheet (PID/ISDS). Report No: PIDISDSC19913*. Washington, DC: World Bank

STATE OF PALESTINE: PROGRAMME PROFILES

1. Deprived Families Economic Empowerment Programme (DEEP)

Country	State of Palestine
Programme	Deprived Families Economic Empowerment Programme (DEEP)
Previous programme name	
Start date	2006 [1]
Programme objectives	To improve the living conditions of economically deprived and socially marginalised Palestinian families by supporting self-employment and micro-enterprise development [1]
Programme typology	Start-up grants (unconditional cash transfers)
Programme components	Micro-grants, microfinance and capacity development [1]
Child-sensitive design feature	Targets families with orphans
Conditionalities	
Targeting mechanisms	Categorical; means-tested
Target areas	East Jerusalem, West Bank and Gaza Strip [1]
Target groups	Households lacking assets and income-earning potential; households reliant on humanitarian assistance; households without an able-bodied breadwinner (including female-headed households, those with a member with a chronic illness or disability, orphans and elderly people); poor farmers and unemployed daily wage earners [2]
Coverage	215,000 individuals, of which 60 per cent are children [3]; 8,332 households received start-up grants; 5,581 small and micro-enterprises received microfinancing [1]
Number of children covered (if available)	129,000 children [3]
Eligibility criteria	Families below the national poverty line [5]
Eligibility reassessment	
Type of benefits	Grants (cash); microfinance scheme [1]
Amount of benefits	Single grants of USD4,000–8,000 [4]; USD5,330 is the average grant size for households [5]
Payment/delivery frequency	One-time payment [4]
Benefit delivery mechanism	
Benefit recipients	
Minimum and maximum duration of benefits	
Programme expenditure	USD121 million [6]
Source of funding	Islamic Development Bank; the governments of Japan, New Zealand and Sweden; International Fund for Agricultural Development; Arab Fund for Economic and Social Development [1]
Agencies and institutions involved	Palestinian National Authority; Islamic Development Bank; UNDP; Ministry of Planning and Administrative Development; Ministry of Social Development; Ministry of Labour; national NGOs and Monetary Financial Institutions [3]
Legal framework	
Management information systems	
M&E mechanisms and frequency	DEEP has its own M&E system, run via a web-based database [4]; SLA is used as an analysis and evaluation framework [5]



References/papers

- [1] UNDP. n.d. "Programme of assistance to the Palestinian People." United Nations Development Programme website. Accessed 28 July 2017. <<http://www.undp.org/content/dam/papp/docs/Operations/Projects/Factsheets/UNDP-papp-operations-projects-51843.pdf>>.
 - [2] UNDP. 2006. *Project Document: Deprived Families Empowerment Programme*. New York: United Nations Development Programme, Programme of Assistance to the Palestinian People. Accessed 6 September 2017. <<http://www.ps.undp.org/content/dam/papp/docs/Operations/Projects/Projectdocs/UNDP-papp-operations-projects-51843.pdf>>.
 - [3] UNDP. n.d. "Deprived Families Economic Empowerment Programme (DEEP)". United Nations Development Programme website. Accessed 28 July 2017. <http://www.ps.undp.org/content/papp/en/home/operations/projects/poverty_reduction/deprived-families-economic-empowerment-programme.html>.
 - [4] El-madhoun, R., I. Sourani, V. Farr, H. Nakhleh, and D. Darwish. 2009. "DEEP: A new approach to poverty reduction." Humanitarian Practice Network website. Accessed 28 July 2017. <<http://odihpn.org/magazine/deep-a-new-approach-to-poverty-reduction/>>.
 - [5] Ameta, D. 2015. *Social Protection and Safety Nets in Palestine*. Brighton: Institute of Development Studies. Accessed 28 July 2017. <<https://www.ids.ac.uk/publication/social-protection-and-safety-nets-in-palestine>>.
 - [6] UNDP. 2013. "Press release: providing opportunities for the poor." United Nations Information System on the Question of Palestine website. Accessed 28 July 2017. <<https://unispal.un.org/DPA/DPR/unispal.nsf/85255db800470aa485255d8b004e349a/aae0825ab864332585257b63004d0537?OpenDocument>>.
-

2. Educational Fee Waivers

Country	State of Palestine
Programme	Educational Fee Waivers
Previous programme name	
Start date	
Programme objectives	
Programme typology	Educational fee waivers
Programme components	Waivers/reduction of school fees (NIS60 off tuition fees, NIS50 off uniforms, NIS4-8 off 10th and 11th grade books and NIS150 off for final exams) [1]; waivers/reduction of university tuition fees [2]
Child-sensitive design feature	Supporting children's access to education; programme targets children
Conditionalities	
Targeting mechanisms	Categorical; proxy means-testing (those benefiting from the PNCTP)
Target areas	
Target groups	Children of imprisoned parents; people living beyond the separation wall; students defined by schools as disadvantaged [1]; beneficiaries of the PNCTP [2]
Coverage	
Number of children covered (if available)	
Eligibility criteria	
Eligibility reassessment	
Type of benefits	Educational fee waiver [1]
Amount of benefits	
Payment/delivery frequency	
Benefit delivery mechanism	
Benefit recipients	
Minimum and maximum duration of benefits	
Programme expenditure	
Source of Funding	
Agencies and institutions involved	Ministry of Social Development; Ministry of Education [1]
Legal framework	
Management information systems	
M&E mechanisms and frequency	
References/papers	<p>[1] UN ESCWA. 2015. <i>Social protection in the occupied Palestinian territory: The role of Zakat</i>. Beirut: United Nations Economic and Social Commission for Western Asia. Accessed 28 July 2017. <https://www.unescwa.org/sites/www.unescwa.org/files/publications/files/social-protection-occupied-palestinian-territory-zakat-english.pdf>.</p> <p>[2] Pereznieto, P., N. Jones, B. Abu Hamad, and M. Shaheen. 2014. <i>Effects of the Palestinian national cash transfer program on children and adolescents: A mixed method analysis</i>. London: Overseas Development Institute and United Nations Children's Fund. Accessed 28 July 2017. <https://www.unicef.org/oPt/ODI_and_UNICEF_Palestinian_Cash_Transfer_Study.pdf>.</p>

3. Food Assistance Programme (in-kind and e-vouchers)

Country	State of Palestine
Programme	Food Assistance Programme (in-kind and e-vouchers)
Previous programme name	
Start date	2015 [1]; the food voucher programme pilot started in 2009 for Palestinian non-refugee families [2]; in 2013 a combined food/voucher programme was launched in the Gaza Strip, and in 2014 it was scaled up nationally [4]
Programme objectives	To meet urgent food needs and enhance the food consumption and dietary diversity of the most vulnerable non-refugee population [3]
Programme typology	Unconditional in-kind transfers
Programme components	In-kind transfers and electronic food vouchers; the WFP prioritises buying from local suppliers, also contributing to strengthen the local economy; in addition, nutrition sessions are offered for beneficiaries who receive vouchers [3]
Child-sensitive design feature	Supports children's access to nutrition (nutrition sessions)
Conditionalities	
Targeting mechanisms	Proxy means test [3]
Target areas	Gaza and West Bank [1]
Target groups	Food-insecure non-refugee households [3]
Coverage	503,221 beneficiaries in 2016: 313,606 for food assistance and 189,615 for vouchers; 3,500 voucher recipients participated in nutrition sessions [3]
Number of children covered (if available)	
Eligibility criteria	All non-refugee households living below the national poverty line [3]
Eligibility reassessment	
Type of benefits	In-kind: food, e-vouchers, nutrition sessions [3]
Amount of benefits	
Payment/delivery frequency	Voucher: weekly deposits on a debit card [3]
Benefit delivery mechanism	In-kind and e-vouchers [3]
Benefit recipients	
Minimum and maximum duration of benefits	
Programme expenditure	
Source of funding	
Agencies and institutions involved	WFP; Ministry of Social Development (MoSD); Ard El Insan, a local NGO; Global Communities [3]
Legal framework	
Management information systems	
M&E mechanisms and frequency	The WFP has an M&E system for all interventions in Palestine, measuring appropriateness and effectiveness at three levels: process (following up on the procedures and partners involved in food distribution), outputs (monitoring consumption patterns, dietary diversity and eligibility of beneficiaries) and outcomes (measuring impacts of food assistance and cash-based transfers) [2]



References/papers

- [1] WFP. 2017. "Food Assistance for the Food-Insecure Population in the West Bank and Gaza Strip." World Food Programme website. Accessed 28 July 2017. <<http://www1.wfp.org/operations/200709-food-assistance-food-insecure-population-west-bank-and-gaza-strip>>.
- [2] WFP. 2014. *Protracted Relief and Recovery Operations: State of Palestine 2007–2009*. WFP/EB.2/2014/8-B/1. Rome: World Food Programme. Accessed 11 September 2017. <<https://goo.gl/hYqpT1>>.
- [3] WFP. 2016. *Food Assistance for the Food-Insecure Populations in the West Bank and Gaza Strip. Standard Project Report 2016*. Rome: World Food Programme. Accessed 11 September 2017. <<https://goo.gl/TgtY7f>>.
- [4] Ameta, D. 2015. *Social Protection and Safety Nets in Palestine*. Brighton: Institute of Development Studies. Accessed 28 July 2017. <<http://www.ids.ac.uk/files/dmfile/SocialprotectionandsafetynetsinPalestine.pdf>>.
-

4. Palestinian National Cash Transfer Programme (PNCTP)

Country	State of Palestine
Programme	Palestinian National Cash Transfer Programme (PNCTP)
Previous programme name	This programme is the result of a merger of the Social Hardship Cases Programme (SHCP), funded by the European Union, and the World Bank-funded Social Safety Net Reform Project (SSNRP) (1)
Start date	2010 (1)
Programme objectives	To bridge 50 per cent of the household poverty gap (1)
Programme typology	Unconditional cash transfer
Programme components	In addition to the cash transfer, beneficiaries are also entitled to other State-provided assistance, including health insurance, food support, school fee waivers, and cash grants to address emergency needs (1)
Child-sensitive design feature	
Conditionalities	None (2)
Targeting mechanisms	Proxy means test (1)
Target areas	West Bank and Gaza (1)
Target groups	Poorest households in Gaza and the West Bank (1)
Coverage	115,000 poor households (633,000 individuals); about one third of the beneficiaries reside in the West Bank, and two thirds in the Gaza Strip; 48 per cent live in cities, 19 per cent in refugee camps, and 33 per cent in rural areas; 53 per cent have refugee status; 40 per cent are female-headed households (2017) (4)
Number of children covered (if available)	287,794 in 2013 (estimated) (1)
Eligibility criteria	Eligibility is determined by a PMT formula, developed in 2010 with technical support from the World Bank (2)
Eligibility reassessment	A requalification process is in place (2)
Type of benefits	Cash (1)
Amount of benefits	Between NIS750 and NIS1,800 (USD195–468) per quarter in 2014; the precise cash amount is calculated to bridge 50 per cent of the household poverty gap (1)
Payment/delivery frequency	Quarterly (1)
Benefit delivery mechanism	Bank transfer (2)
Benefit recipients	Head of household (2)
Minimum and maximum duration of benefits	There is a requalification process, and recipient households continue to receive benefits as long as they meet the PMT criteria (2)
Programme expenditure	About USD110 million a year (4)
Source of funding	Palestinian Authority; European Union; World Bank (4)
Agencies and institutions involved	Ministry of Social Development (MoSD) (2)
Legal framework	The legal framework is currently in the process of deliberation (2)
Management information systems	MoSD has a CTP database (2)
M&E mechanisms and frequency	MoSD is responsible for overseeing data collection, periodic progress reports and modifications in implementation (3)



References/papers

- [1] Pereznieto, P., N. Jones, B. Abu Hamad and M. Shaheen. 2014. *Effects of the Palestinian national cash transfer program on children and adolescents: A mixed method analysis*. London: Overseas Development Institute and United Nations Children's Fund. Accessed 28 July 2017. <https://www.unicef.org/oPt/ODI_and_UNICEF_Palestinian_Cash_Transfer_Study.pdf>.
- [2] UNICEF State of Palestine. 2017. Personal communication.
- [3] Ameta, D. 2015. *Social Protection and Safety Nets in Palestine*. Brighton: Institute of Development Studies. Accessed 28 July 2017. <<http://www.ids.ac.uk/files/dmfile/SocialprotectionandsafetynetsinPalestine.pdf>>.
- [4] World Bank. 2017. *Social protection Enhancement Project (P160674). Project Information Document/Integrated Safeguards Data Sheet (PID/ISDS). Report No: PIDISDSC19913*. Washington, DC: World Bank. Accessed 12 September 2017. <<http://documents.worldbank.org/curated/pt/599471488836538094/pdf/ITM00184-P160674-03-06-2017-1488836534592.pdf>>.
-

5. Protection, Care and Rehabilitation of Marginalised and Vulnerable Groups

Country	State of Palestine
Programme	Protection, Care and Rehabilitation of Marginalised and Vulnerable Groups
Previous programme name	
Start date	
Programme objectives	
Programme typology	Unconditional in-kind transfers, health care benefits (rehabilitation)
Programme components	In-kind transfers; rehabilitation; training; vocational education; day-care and protection services (administered with the help of civil society organisations) (1)
Child-sensitive design feature	Programme targets children
Conditionalities	
Targeting mechanisms	Categorical
Target areas	
Target groups	People with disabilities; children; orphans; women (victims of violence); elderly people (1)
Coverage	In 2014: 4,600 people with disabilities, 170 women and 540 elderly people (1)
Number of children covered (if available)	5,760 children under the age of 18 (1)
Eligibility criteria	<i>Note: No further information on how beneficiaries are selected has been found</i>
Eligibility reassessment	
Type of benefits	In-kind: health care services
Amount of benefits	
Payment/delivery frequency	
Benefit delivery mechanism	
Benefit recipients	
Minimum and maximum duration of benefits	
Programme expenditure	
Source of funding	
Agencies and institutions involved	Ministry of Social Development (MoSD); local NGOs (1)
Legal framework	
Management information systems	
M&E mechanisms and frequency	
References/papers	(1) Ameta, D. 2015. <i>Social Protection and Safety Nets in Palestine</i> . Brighton: Institute of Development Studies. Accessed 28 July 2017. < http://www.ids.ac.uk/files/dmfile/SocialprotectionandsafetynetsinPalestine.pdf >.

6. Zakat-Funded Social Protection Transfers

Country	State of Palestine
Programme	The Zakat Fund in the West Bank has four main subprogrammes: Orphan sponsorship Financial assistance for poor and vulnerable families In-kind assistance Emergency assistance
Previous programme name	
Start date	The first Palestinian <i>zakat</i> committees were formed in 1977, but they were not considered government institutions until 2007, when a new framework was enacted to increase the centralisation and government regulation of the <i>zakat</i> system
Programme objectives	
Programme typology	Orphan sponsorship: unconditional cash transfer Financial assistance for poor and vulnerable families: unconditional cash transfer In-kind assistance: unconditional in-kind transfer Emergency assistance: unconditional cash transfer
Programme components	
Child-sensitive design feature	Orphan sponsorship: benefit increases with the number of household members/children; programme targets children
Conditionalities	
Targeting mechanisms	Categorical; means-tested Targeting for cash assistance is based on the submission of applications, which include information on the following: age, education, health, employment and income status of all family members; all forms of income of the family, including any other assistance the family might receive; detailed living conditions, including the quality of housing, utilities and amenities, and whether they rent, own or share a home; and detailed health information about any members of the family with a chronic illnesses. After the application is submitted, a social worker visits the household to verify the information provided in the application; the final decision lies with the president of the committee or the manager of the family assistance programme. A separate application is filed for orphans, requesting information on the 'social status' of the mother (whether she is widowed, divorced, remarried, abandoned or deceased) and on the family's housing conditions, possessions and monthly financial needs (housing, water, medical treatment, school, debts, other); this is followed by the visit from a social worker.
Target areas	West Bank
Target groups	Orphan sponsorship: orphans and children who have lost their fathers Financial assistance for poor and vulnerable families: poor households, especially those with individuals with disabilities or chronic illness In-kind assistance: poor households Emergency assistance: families affected by emergencies, disasters (including medical emergencies and natural disasters) and crisis situations associated with the Israeli occupation—i.e. displacement due to the demolition of homes or as a result of the separation wall



Coverage	Orphan sponsorship: annual average for 2007–2011: 20,505 orphans Financial assistance for poor and vulnerable families: annual average for 2007–2011: 9,480 households In-kind assistance: annual average for 2007–2011: 46,560 households Emergency assistance: annual average for 2007–2011: 4,000 households
Number of children covered (if available)	Orphan sponsorship: annual average for 2007–2011: 20,505 orphans
Eligibility criteria	Cash assistance: <i>Zakat</i> committees are flexible in choosing beneficiaries; the typical beneficiary family is a household without regular income because the male head of the household is unable to work for medical reasons. Less comprehensive information on the needs of the household is required for registering orphans (families can receive support for more than one child, although <i>zakat</i> committees try to prioritise families that are not yet receiving aid from the committee). In addition to regular cash assistance, all beneficiaries are eligible for a one-time emergency cash grant in the case of a disaster, such as the destruction of their house. Some of these families receive assistance from the Ministry of Social Affairs, which does not necessarily affect the <i>zakat</i> committee's decision on whether or not to support them if it is determined that the family needs further assistance. In-kind assistance: While food and clothing packages are primarily given to families registered with the committee under the cash assistance programme, the committee will give in-kind donations to anyone seeking assistance at the committee headquarters.
Eligibility reassessment	
Type of benefits	Orphan sponsorship: cash (or health care and education sponsorship) Financial assistance for poor and vulnerable families: cash In-kind assistance: in-kind Emergency assistance: cash
Amount of benefits	Orphan sponsorship: the average monthly cash transfer was NIS145 per child (USD45) in 2012 Most committees paid NIS100–200 (USD27.5–55) per month in 2012
Payment/delivery frequency	Orphan sponsorship: monthly Financial assistance for poor and vulnerable families: cash transfers are usually distributed on a monthly basis, but not all committees can afford to provide regular assistance so only do so during holidays, such as Ramadan and Eid al Adha In-kind assistance: some <i>zakat</i> committees distribute in-kind transfers on particular occasions (i.e. holidays), while other committees regularly provide small packages of goods when beneficiaries come to collect their monthly cash assistance Emergency assistance: one-time payment
Benefit delivery mechanism	Orphan sponsorship: cash assistance can be deposited directly into a bank account held by the orphan's guardian or handed out by cheque to be collected from <i>zakat</i> committee headquarters Financial assistance for poor and vulnerable families: either deposited into the beneficiaries' bank accounts or collectable as a cheque In-kind assistance: distribution point
Benefit recipients	Orphan sponsorship: orphan's guardian
Minimum and maximum duration of benefits	



Programme expenditure	<p>Orphan sponsorship: annual average for 2007–2011: USD7.86 million</p> <p>Financial assistance for poor and vulnerable families: annual average for 2007–2011: USD1.68 million</p> <p>In-kind assistance: annual average for 2007–2011: USD910,000</p> <p>Emergency assistance: annual average for 2007–2011: USD110,000</p>
Source of funding	<i>Zakat</i> collection (national and international)
Agencies and institutions involved	Ministry of Awqaf and Religious Affairs
Legal framework	Reforms undertaken in 2007 largely adhered to the <i>zakat</i> system described in the 1988 Jordanian Zakat Law and the 1996 revision of that law; in 2013 a new Zakat Law was drafted and submitted to the Council of Ministers
Management information systems	
M&E mechanisms and frequency	
References/papers	<p>UN ESCWA. 2015. <i>Social protection in the occupied Palestinian territory: The role of Zakat</i>. Beirut: United Nations Economic and Social Commission for Western Asia. Accessed 28 July 2017. <https://www.unescwa.org/sites/www.unescwa.org/files/publications/files/social-protection-occupied-palestinian-territory-zakat-english.pdf>.</p>

SUDAN: COUNTRY PROFILE

The Republic of Sudan is a multi-ethnic country located in the north-eastern part of sub-Saharan Africa. In 2016 the country's population was estimated at 39.57 million, the fourth largest in the MENA region, with 66 per cent living in rural areas. Much like Iraq, Palestine, Syria and Yemen, nearly half of Sudan's population are under the age of 18, and 5.9 million are children under age 5 (World Bank 2017a). The country has one of the lowest HDIs in the world (0.490, ranked 165th out of 188 countries), placing it below the MENA regional average of 0.704 (UNDP 2016). In 2009, 46.5 per cent of the population lived under the national poverty line. Regional disparities are severe, with rural areas experiencing the highest levels of poverty: 57.6 per cent of the rural population are classified as poor (World Bank 2017b).

In 2017, Sudan had an estimated 2.3 million IDPs, and 4.8 million currently depend on humanitarian aid for survival (OCHA 2016). Continuous armed conflicts significantly affect the well-being of children, particularly in the regions of Darfur, South Kordofan and in the Blue Nile states. About 2.2 million children below the age of 5 suffer from acute malnutrition, and the country has the highest rate of out-of-school children in the region: approximately 3 million school-age children between 5 and 13 years old (*ibid.*; UNICEF 2015). According to 2014 estimates, under-5 mortality stands at 68 per 1,000 live births, one of the highest rates in the region, together with Djibouti and Yemen. Special attention needs to be paid to the well-being of girls, as there is a high prevalence of female genital mutilation (86.6 per cent) and early marriage is a recurrent practice. It is estimated that 38 per cent of women get married before the age of 18 (CBS and UNICEF Sudan 2016).

A range of social protection programmes, policies and action plans exist in Sudan, although spending on social assistance is considered low, accounting for only 0.6 per cent of the country's GDP in 2015 (World Bank 2017c). The main institution responsible for implementing social protection policies is the Ministry of Security and Social Development (MoSSD)—previously the Ministry of Welfare and Social Security—while 18 Poverty Reduction Centres are responsible for implementing the government's poverty reduction policies at the local level (Elfaki 2017).

In 2016 the Sudanese government launched **Shamel**, an integrated programme for social support. The programme is financed by public funds, with technical assistance from the World Bank to improve efficiency in the targeting process. In 2011 the Higher Institute of Zakat Sciences partnered with the Central Bureau of Statistics to conduct a poverty census, creating a database to identify poor and vulnerable households, which serves as the main instrument to identify potential beneficiaries for **Shamel** and *zakat*-funded programmes (Kjellgren et al. 2014).⁶⁷ Previous initiatives, such as the Social Support Project, were incorporated into **Shamel**, which was designed to provide unconditional cash and in-kind transfers, water services, housing and nutritional support to Sudan's poorest households. As part of the initiative, a school feeding programme was implemented in states where poverty rates are highest. **Shamel** is currently in place in nine states, but it is expected to expand and cover all 18 Sudanese states (Ministry of Welfare and Social Security n.d.).

The **Zakat Fund** is another important source of non-contributory social protection in Sudan, providing cash transfers, subsidies, services and productive support to poor households. The Zakat Fund operates as a semi-autonomous agency affiliated to the MoSSD, and its contributions are collected both in cash and in-kind (including agricultural products and livestock). It also provides **education fee waivers** and **student support grants**, supporting 82,691 students from poor households to pursue higher education in 2016 (Office of Zakat 2016). Total expenditure for the Zakat Fund amounted to SDG2.1 billion in 2016, covering 2.16 million households (*ibid.*).

Since 1996, contributory health care insurance exists for those employed in the formal sector. The Zakat Fund and the Ministry of Finance and National Economy (MoFNE) work in partnership to increase coverage of the non-contributory **National Health Insurance Fund (NHIF)** by sponsoring contribution fees for poor households (Kjellgren et al. 2014). In 2016 the Fund covered 16.41 million individuals (approximately 43 per cent of the population), more than half

67. Information provided by UNICEF Sudan.

of whom (8.78 million) were classified as poor. The government has set a target to increase the NHIF's coverage to 80 per cent of the population by 2020, still giving higher priority to the inclusion of poor people (National Health Insurance Fund 2017).

Despite increased efforts by the government, some challenges remain to ensure equitable childhood development for poor and vulnerable children in Sudan. Promoting equal access to and providing incentives for the completion of primary education, enhancing services related to child and maternal health and creating institutional arrangements to ensure the protection of girls are particularly important in this context. In terms of social protection, Sudan's progress towards improving its non-contributory social protection system through greater integration is noteworthy. While the recent creation of *Shamel* and the expansion of the NHIF are important attempts to improve support to Sudan's poorest families, alleviating poverty and improving children's well-being remain central to the government's efforts.

REFERENCES

- CBS and UNICEF Sudan. 2016. *Multiple Indicator Cluster Survey 2014 of Sudan, Final Report*. Khartoum: Central Bureau of Statistics and United Nations Children's Fund Sudan.
- Elfaki, N. 2017. *Cash Transfer Program in the Sudan; Successes, Challenges and Way forward*. Khartoum: Republic of Sudan Ministry of Social Security and Development Poverty Reduction Centre.
- Kjellgren, A., C. Jones-Pauly, H. El-Tayeb Alyn, E. Tadesse, and A. Vermehren. 2014. "Sudan Social Safety Net Assessment." *Africa Social Safety Net and Social Protection Assessment Series. Discussion Paper*, no. 1415. Washington, DC: World Bank.
- Ministry of Welfare and Social Security. n.d. *Procedures Manual of the Comprehensive Social Security Programme*. Khartoum: Ministry of Welfare and Social Security. In Arabic.
- NHIF. 2017. *National Health Insurance Fund Performance Report for the Year 2017*. Khartoum: National Health Insurance Fund. Internal archives. In Arabic.
- OCHA. 2016. *Sudan Humanitarian Needs Overview 2017*. Khartoum: United Nations Office for the Coordination of Humanitarian Affairs Sudan.
- UNDP. 2016. *Human Development Report 2016*. New York: United Nations Development Programme.
- UNICEF. 2015. *Sudan Country Report on Out-of-school Children*. Khartoum: United Nations Children's Fund Sudan.
- World Bank. 2017a. "Health Nutrition and Population Statistics." World Bank website. Accessed 28 October 2017. <<http://databank.worldbank.org/data/reports.aspx?source=health-nutrition-and-population-statistics>>.
- World Bank. 2017b. "World Development Indicators." World Bank website. Accessed 20 September 2017. <<https://openknowledge.worldbank.org/handle/10986/26447>>.
- World Bank. 2017c. "Atlas of Social Protection: Indicators of Resilience and Equity (ASPIRE)." World Bank website. Accessed 28 July 2017. <<http://www.worldbank.org/spatlas>>.
- Zakat Fund. 2016. *Annual Performance Report 2016*. Khartoum: Sudan Zakat Fund. In Arabic.

SUDAN: PROGRAMME PROFILES

1. Education Fee Waivers and Student Support Grants (*zakat*-funded)

Country	Sudan
Programme	Education Fee Waivers; Student Support Grant
Previous programme name	Zakat and Tax Chamber (1)
Start date	1986 (1)
Programme objectives	Higher Education Fee Waivers: To support students who are not able to pay the tuition fees (1); Student Support Grant: A grant for students from poor households to pursue university education (2)
Programme typology	Conditional cash transfer; fee waiver
Programme components	Cash transfer
Child-sensitive design feature	
Conditionalities	Enrolment
Targeting mechanisms	Categorical; means-tested: assessment done by <i>zakat</i> local chamber and National Student Support Fund (1)
Target areas	Nationwide
Target groups	University students from poor households (1)
Coverage	
Number of children covered (if available)	Student Support Grant: 82,691 poor students in 2016 (3)
Eligibility criteria	Staff from the local <i>zakat</i> chamber undertake household visits to confirm that the student is from a poor family which cannot cover the student's tuition fees (1)
Eligibility reassessment	
Type of benefits	Cash transfers; fee waivers
Amount of benefits	Higher Education Fee Waivers: Based on the tuition fee identified by the university and verified by the <i>zakat</i> local chamber (1); Student Support Grant: SDG100/month in cash and an additional SDG100/month paid to the educational institution on behalf of the student, for food and rental expenses (3)
Payment/delivery frequency	Higher Education Fee Waivers: annual (1); Student Support Grant: monthly (2)
Benefit delivery mechanism	Student Support Grant: Cash transfer directly to the student's bank account; once the student becomes eligible for this support, a new bank account is opened for him/her to receive the monthly deposit from the Zakat Fund (1)
Benefit recipients	Students from poor households (1)
Minimum and maximum duration of benefits	Higher Education Fee Waivers: Based on the need identified by the <i>zakat</i> local chamber (1); Student Support Grant: two to six years (1)
Programme expenditure	Student Support Grant: SDG77.2 million in 2016 (3)
Source of funding	Zakat Fund (1)
Agencies and institutions involved	Zakat Fund; National Student Support Fund; however, the latter's role is only to coordinate the requests submitted by the students—no financial support (1)
Legal framework	
Management information systems	



M&E mechanisms and frequency

References/papers

- [1] UNICEF Sudan. 2017. Personal communication.
 - [2] Turkawi, A. 2015. *Social Protection and Safety Nets in Sudan*. Brighton: Institute of Development Studies. Accessed 27 July 2017. <<http://www.ids.ac.uk/files/dmfile/SocialprotectionandsafetynetsinSudan.pdf>>.
 - [3] Zakat Fund. 2016. *Annual Performance Report 2016*. Khartoum: Sudan Zakat Fund. Internal archives. In Arabic.
-

2. Fee Waiver for Health Insurance for Poor Families (financed by the Zakat Fund and the MoFNE)

Country	Sudan
Programme	Fee Waiver for Health Insurance for Poor Families (financed by the Zakat Fund and the Ministry of Finance and National Economy—MoFNE)
Previous programme name	General Authority for Health Insurance (1)
Start date	2003 (1)
Programme objectives	The objective of the National Health Insurance Fund (NHIF) is to reach 100 per cent of the population. In 1996, health care insurance contributions became compulsory for those in the formal sector (those in both government and private-sector employment). The NHIF's annual target is to increase coverage of the non-contributory population (the informal sector) by 3 per cent per year. The NHIF relies on the MoFNE and the Zakat Fund to pay the health insurance premiums of the non-compulsory population (2)
Programme typology	Non-contributory health insurance
Programme components	Health insurance coverage (1)
Child-sensitive design feature	Supporting children's access to health (through a separate programme for children under 5 currently being implemented in seven states); programme targets children (1)
Conditionality	
Targeting mechanisms	Means-tested; categorical; geographical (the NHIF identifies deprived states)
Target areas	Nationwide
Target groups	Poor households
Coverage	16,411,623 beneficiaries (43.8 per cent of the population) in 2016; for poor households: 8,787,347 beneficiaries (52 per cent of the population classified as poor) in 1,838,634 households in 2016 (3)
Number of children covered (if available)	
Eligibility criteria	The criteria used for defining poor households are those used by the Zakat Fund (2)
Eligibility reassessment	
Type of benefits	Health benefits
Amount of benefits	
Payment/delivery frequency	
Benefit delivery mechanism	The states all have branches of the NHIF, but each operates relatively autonomously. As a result, the states do not all offer the same kind, quality or coverage of health care. The government is considering whether to encourage community-based health insurance coverage because, if several villages were to join together to collect premiums, this would lower the administrative costs of national health insurance (2)
Benefit recipients	
Minimum and maximum duration of benefits	Life-long (1)
Programme expenditure	SDG1.41 billion (3)
Source of funding	The NHIF relies on the MoFNE and the Zakat Fund to pay the health insurance premiums of the non-compulsory population; this constitutes 'free' health services (2)
Agencies and institutions involved	Zakat Fund; MoFNE (2)
Legal framework	
Management information systems	



M&E mechanisms and frequency

References/papers

- [1] UNICEF Sudan. 2017. Personal communication.
 - [2] Kjellgren, A., C. Jones-Pauly, H. El-Tayeb Alyn, E. Tadesse, and A. Vermehren. 2014. *Sudan Social Safety Net Assessment*. Washington, DC: World Bank. Accessed 27 July 2017. <<http://documents.worldbank.org/curated/en/615961468159323676/pdf/892300NWP0P132085275B00PUBLIC001415.pdf>>.
 - [3] NHIF. 2017. *National Health Insurance Fund Performance Report for the Year 2017*. Khartoum: National Health Insurance Fund and Ministry of Health. Internal archives. In Arabic.
-

3. *Shamel* (Integrated Programme for Social Support)

Country	Sudan
Programme	<i>Shamel</i> Integrated Programme for Social Support (<i>Shamel</i> is Arabic for 'inclusive') (1)
Previous programme name	Social Support Project (SSP)/Social Initiative Programme (SIP) (1)
Start date	The programme started in 2011 with its old name, and the new, integrated programme started in 2016 (1)
Programme objectives	To provide an integrated response to support poor families (1)
Programme typology	i. <i>Shamel</i> : unconditional cash transfers; unconditional in-kind transfers; housing benefits ii. School feeding
Programme components	i. <i>Shamel</i> : unconditional cash transfers; in-kind transfers; nutrition support; water services; housing; advocacy and awareness-raising (1)
Child-sensitive design feature	ii. The <i>Shamel</i> school feeding programme supports children's access to education and nutrition; programme targets children
Conditionality	ii. The <i>Shamel</i> school feeding programme: school enrolment
Targeting mechanisms	i. <i>Shamel</i> : proxy means-testing: identification of beneficiary households based on a survey conducted by the Higher Institute of Zakat Sciences in 2009 (2); a PMT questionnaire is being tested in three states (December 2016), with World Bank support (3) ii. <i>Shamel</i> school feeding programme: geographical; categorical
Target areas	i. <i>Shamel</i> : it is planned to be implemented nationally (18 states); however, the actual work has taken place in 9 states (4) ii. <i>Shamel</i> school feeding programme: states with high poverty rates (1)
Target groups	i. <i>Shamel</i> : poor households identified using criteria established by the Higher Institute of Zakat Sciences ii. <i>Shamel</i> school feeding programme: schoolchildren
Coverage	
Number of children covered (if available)	



Eligibility criteria	<p>i. <i>Shamel</i>: There are 10 criteria to identify poor families, established by the Higher Institute of Zakat Sciences. If a household has one or more of the following characteristics, it is considered poor:</p> <ol style="list-style-type: none"> 1. The family does not have any income, the head of the family is unemployed, and there is no one able to work 2. The income of the head of the family is less than SDG120 per month, and the family has no income from any other source 3. The average per capita consumption of the family is less than SDG114 per month 4. The head of the family is unemployed as a result of disability, illness or lack of work 5. The total family monthly income is less than the minimum wage 6. The family is afflicted by diseases that are financially charged, and the head of the family is paid 7. The head of the family has a chronic illness and a family of six or more members, who are all in education and have no other source of income 8. The head of the household owns assets such as a house or agricultural land or a taxi that does not work, so these assets do not generate income, and he has no money to invest and a family that depends on him 9. Entrepreneurs such as carpenters, farmers and blacksmiths who do not produce enough for their sustenance and have no other income 10. Agricultural workers and shepherds who have no livestock or other income and have families of six or more members (1) <p>ii. <i>Shamel</i> school feeding programme: The eligibility criteria and the conditionalities for service provision are mainly based on the data generated by the survey 'inventory of poor households in Sudan', implemented by the Higher Institute of Zakat Sciences. The survey identified and selected the states with the highest poverty rates; the further selection of localities and schools is done by the local Zakat Chamber (1)</p>
Eligibility reassessment	
Type of benefits	<p>i. <i>Shamel</i>: cash; in-kind; services; housing</p> <p>ii. <i>Shamel</i> school feeding programme: in-kind (meals)</p>
Amount of benefits	i. <i>Shamel</i> : unconditional cash transfer of SDG200 (1)
Payment/delivery frequency	<p>i. <i>Shamel</i>: monthly (however, beneficiaries asked to receive it every three months so that they can obtain larger sums to help them) (1)</p> <p>ii. <i>Shamel</i> school feeding programme: daily</p>
Benefit delivery mechanism	<p>i. <i>Shamel</i>: The Saving and Social Development Bank (SSDB) is entrusted with disbursing the cash to targeted households, along with <i>zakat</i> points at state level (2)</p> <p>ii. <i>Shamel</i> school feeding programme: in schools</p>
Benefit recipients	ii. <i>Shamel</i> school feeding programme: children
Minimum and maximum duration of benefits	<p>i. <i>Shamel</i>: five years (1)</p> <p>ii. <i>Shamel</i> school feeding programme: five years, since it is part of the <i>Shamel</i> project; however, the Ministry is planning to extend the duration of the project to ensure that a real impact can be achieved by implementing the scheme (1)</p>
Programme expenditure	
Source of funding	Ministry of Finance and Economic Planning (3); the project is fully funded by the government; some technical assistance costs are being paid by the World Bank (1)
Agencies and institutions involved	<p>i. <i>Shamel</i>: Ministry of Social Security and Development; Zakat Chamber (2)</p> <p>ii. <i>Shamel</i> school feeding programme: Ministry of Education</p>



Legal framework	A legal framework has not yet been finalised; however, implementation is currently taking place in nine states [1]
Management information systems	A management information system is being developed as part of the World Bank's Social Safety Net Project for Sudan [3]
M&E mechanisms and frequency	Monitoring visits (to recommend further funding and to follow the progress of implementation of the project); monthly reports submitted by the states [1]
References/papers	<p>[1] UNICEF Sudan. 2017. Personal communication.</p> <p>Turkawi, A. 2015. <i>Social Protection and Safety Nets in Sudan</i>. Brighton: Institute of Development Studies. Accessed 27 July 2017. <http://www.ids.ac.uk/files/dmfile/SocialprotectionandsafetynetsinSudan.pdf>.</p> <p>[3] World Bank. 2016. <i>Sudan Social Safety Net Project (P148349). Implementation Status and Results Report</i>. Washington, DC: World Bank. Accessed 27 July 2017. <http://documents.worldbank.org/curated/en/954591481585178049/pdf/ISR-Disclosable-P148349-12-12-2016-1481585162607.pdf>.</p> <p>[4] Ministry of Welfare and Social Security. n.d. <i>Procedures Manual of the Comprehensive Social Security Programme</i>. Khartoum: Ministry of Welfare and Social Security. Internal archives. In Arabic.</p>

4. Zakat Fund

Country	Sudan
Programme	Zakat Fund
Previous programme name	Taxes and Zakat Fund
Start date	1984 (it first started with a voluntary fund in 1984, and in 1986 the <i>zakat</i> was separated from other taxes) (1)
Programme objectives	To ensure that needy households, especially the poorest of the poor, do not fall into destitution, and to increase equity by redistributing income from those who are better-off to those who are worse-off (2)
Programme typology	Unconditional cash transfers; in-kind transfers
Programme components	Various activities, including cash transfers, subsidies, services and productive projects; the poorest and neediest households receive about 70 per cent of the amounts collected, of which 50 per cent is paid and distributed in cash and 20 per cent is for production and subsistence schemes (3)
Child-sensitive design feature	
Conditionalities	
Targeting mechanisms	Means-tested; categorical, using data from the poverty census of 2011, undertaken by the Zakat Fund in collaboration with the Central Bureau of Statistics (4)
Target areas	Nationwide
Target groups	Poor families identified by the criteria developed by the Higher Institute of Zakat Sciences
Coverage	2,162,689 families in 2016 (3)
Number of children covered (if available)	
Eligibility criteria	<p>There are 10 criteria to identify poor families, established by the Higher Institute of Zakat Sciences. If a household has one or more of the following characteristics, it is considered poor:</p> <ol style="list-style-type: none"> 1. The family does not have any income, the head of the family is unemployed, and there is no one able to work 2. The income of the head of the family is less than SDG120 per month, and the family has no income from any other source 3. The average per capita consumption of the family is less than SDG114 per month 4. The head of the family is unemployed as a result of disability, illness or lack of work 5. The total family monthly income is less than the minimum wage 6. The family is afflicted by diseases that are financially charged, and the head of the family is paid 7. The head of the family has a chronic illness and a family of six or more members, who are all in education and have no other source of income 8. The head of the household owns assets such as a house or agricultural land or a taxi that does not work, so these assets do not generate income, and he has no money to invest and a family that depends on him 9. Entrepreneurs such as carpenters, farmers and blacksmiths who do not produce enough for their sustenance and have no other income 10. Agricultural workers and shepherds who have no livestock or other income and have families of six or more members (1)
Eligibility reassessment	Eligibility reassessment is done every two years (1)



Type of benefits	Direct cash transfers; service and productive projects (poverty reduction projects) for youth, women and people with disabilities; in-kind transfers to orphans and widows (3)
Amount of benefits	Depends on the type of support (1)
Payment/delivery frequency	Depends on the type of support (1)
Benefit delivery mechanism	Depends on the type of support (1)
Benefit recipients	
Minimum and maximum duration of benefits	Two years minimum, then the maximum duration is identified based on the reassessment (1)
Programme expenditure	SDG2,076,492,314 in 2016, of which 13 per cent are in-kind expenditures (3)
Source of funding	Voluntary donations from agricultural products and livestock sales; profits from trade; earned income; remittances from abroad (4)
Agencies and institutions involved	Zakat Supreme Council of Trustees (ZSCT); Ministry of Welfare and Social Security (MoWSS); 19,378 zakat community committees throughout Sudan, in which workers are volunteers (4)
Legal framework	The law of zakat and taxes was introduced in 1984 to make zakat payment compulsory. In 1986, a new law established an independent chamber—the Sudanese Zakat Chamber—to separate zakat from other taxes. In 2001, the Zakat Act of 2001 became the main guiding document for zakat (5). New amendments to the Zakat Law are being discussed (3)
Management information systems	Underdeveloped, but there are currently efforts to improve it (3)
M&E mechanisms and frequency	There are frequent board meetings and field visits to monitor the performance of local branches (3)
References/papers	<p>(1) UNICEF Sudan. 2017. Personal communication.</p> <p>(2) Kjellgren, A., C. Jones-Pauly, H. El-Tayeb Alyn, E. Tadesse, and A. Vermehren. 2014. <i>Sudan Social Safety Net Assessment</i>. Washington, DC: World Bank. Accessed 27 July 2017. <http://documents.worldbank.org/curated/en/615961468159323676/pdf/892300NWP0P132085275B00PUBLIC001415.pdf>.</p> <p>(3) Zakat Fund. 2016. <i>Annual Performance Report 2016</i>. Khartoum: Sudan Zakat Fund. Internal archives. In Arabic.</p> <p>(4) Turkawi, A. 2015. <i>Social Protection and Safety Nets in Sudan</i>. Brighton: Institute of Development Studies. Accessed 27 July 2017. <http://www.ids.ac.uk/files/dmfile/SocialprotectionandsafetynetsinSudan.pdf>.</p> <p>(5) Hassanain, K., and A.e.E. Saaid, A. 2016. Zakah for Poverty Alleviation: Evidence from Sudan. <i>International Research Journal of Finance and Economics</i>, 1450–2887.</p>

SYRIA: COUNTRY PROFILE

Syria shares borders with Turkey, Iraq, Jordan, Israel and Lebanon. In 2016 the country had a population of 18.4 million, of whom almost half (8.2 million) were under 18 years old and 2 million were children under the age of 5 (World Bank 2017a). In 2010, Syria had an HDI of 0.646, placing the country in the 'medium human development' category. Since the beginning of the civil war in 2011, however, living standards and the security situation have deteriorated steadily, with the HDI falling to 0.536 in 2015 (UNDP 2016). Moreover, income levels have decreased drastically: 85.2 per cent of the population now live in poverty, and 69.3 per cent in extreme poverty, unable to secure the basic food and non-food items necessary for survival (Syria Center for Policy Research 2016).

The war has caused more than 250,000 deaths (as of early 2017) and it is estimated that 1.2 million residents were injured, more than 6.3 million are internally displaced and more than 4.9 million were forced to flee the country. This has extended the humanitarian crisis to neighbouring countries such as Jordan and Lebanon (World Bank 2017b). About 13.5 million people, including 5.8 million children, are in acute need of humanitarian aid. Many of them live in hard-to-reach or besieged areas, making the delivery of humanitarian assistance very challenging (UNICEF 2017a). Apart from physical and psychological suffering caused by widespread violence, children are affected by forced recruitment into armed groups, displacement, child marriage, child labour as well as lack of access to education and health services (OCHA 2017a).

Prior to the war—between 2005 and 2010—Syria experienced rapid economic growth (Wazani 2014). Liberal reforms were conducted to shift from a State-dominated economy towards a social market economy. The 10th Five-Year Plan (2006–2010) called for a 'new social contract' and aimed to extend social insurance coverage and strengthen social safety nets. In addition to contributory schemes such as the **Public-Sector Pension Fund (PSPF)** and the **General Establishment for Social Insurance (GESI)**, the government used to provide social assistance programmes through the Ministry of Social Affairs and Labour as well as several subsidy schemes (European Commission 2009). As military expenditures and the public deficit increased, spending on subsidy schemes decreased significantly, and a reduction in subsidies contributed to a rise in the prices of goods by more than 20 per cent in 2015 alone (UNICEF 2017b).

In 2007 the government announced the **National Social Aid Fund (NSAF)**, a cash transfer programme aimed at protecting low-income families with periodic aid and advancing human capital. To select beneficiaries, proxy means-testing was combined with some geographical and categorical targeting. The programme envisaged the gradual introduction of child-related conditionalities to ensure school attendance and regular health check-ups and to improve literacy. The first payments were disbursed only in 2011, reaching 439,000 families (NSAF and UNDP 2012). The programme was discontinued after the 2011 uprisings, and the entire social protection system in place was severely affected. Discussions are being conducted about adapting the NSAF to the post-crisis situation⁶⁸ (Gelvin 2015).

In addition, the Ministry of Social Affairs and Labour and the Directorate of Social Affairs operated a government-funded **cash transfer programme for people with disabilities**. Monthly allowances of SYP3,000 per person were paid to households with members with cerebral palsy, including children.⁶⁹

Due to their additional health care expenses, families with children with disabilities rank among the poorest in the country (OCHA 2017b). To improve their situation, UNICEF introduced a **cash transfer programme to support families with children with complex disabilities** in selected areas in 2016. In addition to monthly cash transfers, social workers from both public services and specialised NGOs provide support to beneficiaries through case

68. Information provided by UNICEF Syria.

69. Information provided by UNICEF Syria.

management and referral mechanisms to other existing services (UNICEF 2017b). As of mid-2017, 4,500 children with complex disabilities in Aleppo and 1,550 in Lattakia have been targeted. USD2.5 million has been allocated to Aleppo.⁷⁰

The duration and intensity of the Syrian conflict has emphasised the urgency for social protection to reach the most vulnerable people in the country. Most State-run programmes have been discontinued, and a large proportion of the population is now dependent on humanitarian assistance for survival. Children are especially affected by the war, as they face many challenges to their most basic rights. In addition to increasing immediate aid, it is vital to work towards reactivating pre-crisis schemes, such as the NSAF, and enhance its child-sensitive features through soft conditionalities, for example. It is also crucial to integrate humanitarian cash transfer programmes for children with existing social services, as in the case of the UNICEF-funded cash transfer programme, to guarantee a smooth transition to public ownership once conditions allow.

⁷⁰. Information provided by UNICEF Syria.

REFERENCES

European Commission. 2009. *Annex 3: Action Fiche for Syria/ENPI/Social Protection*. Brussels: European Commission.

Gelvin, J.L. 2015. *The Arab uprisings: what everyone needs to know*. New York: Oxford University Press.

NSAF and UNDP. 2012. *Project: Establishing the National Social Aid Fund 'NSAF' Syria. Final Report*. New York: National Social Aid Fund and United Nations Development Programme.

OCHA. 2017a. *Statement to the Security Council on Syria. Under-Secretary-General for Humanitarian Affairs and Emergency Relief Coordinator, Stephen O'Brien, 22 February 2017*. New York: United Nations Office for the Coordinations of Humanitarian Affairs.

OCHA. 2017b. *Syria Humanitarian Response Plan 2017*. New York: United Nations Office for the Coordination of Humanitarian Affairs.

Syria Center for Policy Research. 2016. *Impact of the Syria Crisis Report. Quarterly-based Report 2015*. Damascus: Syria Center for Policy Research.

UNDP. 2016. *Human Development Report 2016*. New York: United Nations Development Programme.

UNICEF. 2017a. *Syria Crisis: July 2017 Humanitarian Results*. New York: United Nations Children's Fund.

UNICEF. 2017b. *Resilience development for the most vulnerable children in Syria: promoting cash transfers and social protection integrated services*. Damascus: United Nations Children's Fund Syria. Internal archives.

Wazani, K. 2014. *The Socio-Economic Implications of Syrian Refugees on Jordan: a cost-benefit framework*. Amman: Konrad Adenauer Stiftung.

World Bank. 2017a. "Health Nutrition and Population Statistics." World Bank website. Accessed 28 October 2017. <<http://databank.worldbank.org/data/reports.aspx?source=health-nutrition-and-population-statistics>>.

World Bank. 2017b. *The World Bank in Syrian Arab Republic: Overview*. World Bank website. Accessed 21 August 2017. <<http://www.worldbank.org/en/country/syria/overview>>.

SYRIA: PROGRAMME PROFILES⁷¹

1. Cash Transfers to People with Disabilities

Country	Syria
Programme	Cash Transfers to People with Disabilities
Previous programme name	
Start date	
Programme objectives	To support people with cerebral palsy
Programme typology	Unconditional cash transfers
Programme components	
Child-sensitive design feature	Benefits are paid per child
Conditionalities	
Targeting mechanisms	Categorical: Syrian citizens with cerebral palsy (verification of medical certificates and inclusion in the disability registrar)
Target areas	Nationwide
Target groups	All Syrians with cerebral palsy
Coverage	
Number of children covered (if available)	
Eligibility criteria	Cerebral palsy as per medical certificates
Eligibility reassessment	
Type of benefits	Cash
Amount of benefits	SYP3,000 per person per month
Payment/delivery frequency	
Benefit delivery mechanism	
Benefit recipients	Household head
Minimum and maximum duration of benefits	Life-long
Programme expenditure	
Source of funding	Government
Agencies and institutions involved	Ministry of Social Affairs and Labour; Directorate of Social Affairs
Legal framework	
Management information systems	Disability registrar; not updated at the moment
M&E mechanisms and frequency	
Reference/paper	UNICEF Syria. 2017. Personal communication.

71. 2018 marks the eighth year of a civil war that has spread throughout the entire country. Due to this context, the social safety net maintained by the government has been severely disrupted. Research into the social protection programmes in Syria has pointed towards humanitarian programmes funded by international and non-governmental organisations.

2. National Social Aid Fund (NSAF)⁷²

Country	Syria
Programme	National Social Aid Fund (NSAF)
Previous programme name	
Start date	2007 (1)
Programme objectives	To reduce poverty through direct payment of cash transfers to households that live below the poverty line; to invest in human capital and prevent the intergenerational transmission of poverty; to provide opportunities to empower poor people (1)
Programme typology	Unconditional cash transfer programme
Programme components	
Child-sensitive design feature	
Conditionalities	The programme design envisaged the gradual introduction of conditionalities regarding children's school attendance, vaccination and literacy level (1)
Targeting mechanisms	Proxy means test (1), with some level of geographical and categorical targeting: applicants should meet certain criteria, such as not having formal employment or social security benefit, and also coming from labour-constrained families (i.e households with elderly people, people with disabilities, orphans) (2)
Target areas	Nationwide (1)
Target groups	Vulnerable/ultra-poor households (1)
Coverage	439,000 households received cash disbursements in 2011 (1)
Number of children covered (if available)	
Eligibility criteria	Determined on the basis of applicants' employment and social security status (excluded from formal employment); the Ministry of Social Affairs and Labour also indicated that it is possible to modify eligibility criteria in the future to include new special groups in separate, tailored application processes if necessary, to extend the low coverage and reduce exclusion errors (1)
Eligibility reassessment	
Type of benefits	Cash (1)
Amount of benefits	
Payment/delivery frequency	
Benefit delivery mechanism	Distribution of cash transfers through 300 post offices (1)
Benefit recipients	Household head (1)
Minimum and maximum duration of benefits	Three cash disbursements were planned for February, July and October 2011; however, the third payment was delayed (government decision) (1)
Programme expenditure	
Source of funding	Ministry of Social Affairs and Labour; UNDP; UNPFA; European Union (1)
Agencies and institutions involved	Ministry of Social Affairs and Labour; UNDP; UNPFA; European Union (1)
Legal framework	The NSAF decree was issued in January 2011 (1)

⁷². The programme has been suspended. Negotiations and discussions are taking place with senior government officials to restructure the support provided, adjust the programme to the post-crisis situation and reactive it (2). →

Management information systems

M&E mechanisms and frequency

References/papers

- (1) NSAF and UNDP. 2012. *Project: Establishing the National Social Aid Fund 'NSAF' Syria. Final Report*. New York: National Social Aid Fund and United Nations Development Programme. Accessed 23 August 2017. <<https://info.undp.org/docs/pdc/Documents/SYR/NSAF%20Final%20Report.pdf>>.
- (2) UNICEF Syria. 2017. Personal communication.
-

3. Social Protection Schemes for Children with Complex Disabilities (UNICEF-funded)

Country	Syria
Programme	Social Protection Schemes for Children with Complex Disabilities (UNICEF-funded)
Previous programme name	
Start date	November 2016 (1)
Programme objectives	To increase the resilience and social inclusion of families of children with complex disabilities; to strengthen capacity development interventions accompanying the cash transfer programme aimed at sustaining and strengthening the social protection system which existed before the conflict (2)
Programme typology	Unconditional cash transfer programme
Programme components	Cash transfers to families of eligible children; provision of case management support through the involvement of trained social workers (hired through NGOs, in coordination with Departments of Social Affairs and Labour) (2)
Child-sensitive design feature	Programme targets children; supporting children's access to health; benefit increases with the number of household members/children
Conditionalities	
Targeting mechanisms	Categorical: children with complex disabilities, verified through presentation of medical certificates (no functional assessment is implemented currently) Geographical: in selected governorates, related to a combination of factors, including identified vulnerabilities in the early livelihood and recovery sector; high percentage of displaced people; relatively stable operating environment; interest of local counterparts; and assessed presence of NGOs that could be involved as implementing partners (2)
Target areas	Selected governorates: Aleppo, Latakia; expansion planned in Tartous and rural Damascus (1)
Target groups	Children with complex disabilities (cerebral palsy; paraplegia; quadriplegia; Down syndrome; autism; profound, severe or moderate 'mental retardation') (1)
Coverage	
Number of children covered (if available)	4,500 children in Aleppo and 1,550 in Latakia (1)
Eligibility criteria	Specific types of disabilities (as per medical certificate); aged 0–17 years
Eligibility reassessment	
Type of benefits	Cash (2)
Amount of benefits	USD40 per eligible child per month (2)
Payment/delivery frequency	Bi-monthly (1)
Benefit delivery mechanism	Through money transfer facilities (Al Haram) (2)
Benefit recipients	Appointed caregiver (1)
Minimum and maximum duration of benefits	12 months (to be extended depending on the availability of funds) (1)
Programme expenditure	At present around USD2.5 million for Aleppo, including the involvement of NGOs, and monitoring and evaluation; additional funds allocated for the planned expansion, not yet disbursed (1)
Source of funding	UNICEF (donors) (1)
Agencies and institutions involved	UNICEF; Ministry of Social Affairs and Labour (MoSAL); Directorate of Social Affairs (DoSA); Coordination and oversight: MoSAL helps identify NGOs, and social workers from DoSA are trained together with NGOs on case management; Implementation: national NGOs and private money cash transfer facilities (1)



Legal framework	
Management information systems	Disability registrar, at the moment not updated (1)
M&E mechanisms and frequency	Biannual post-distribution monitoring (not initiated) targeting 10 per cent of beneficiaries; consumption analysis targeting 1 per cent of beneficiaries (2)
References/papers	<p>(1) UNICEF Syria. 2017. Personal communication.</p> <p>(2) UNICEF. 2017. <i>Resilience development for the most vulnerable children in Syria: promoting cash transfers and social protection integrated services</i>. Damascus: United Nations Children's Fund Syria. Internal archives.</p>

TUNISIA: COUNTRY PROFILE

Tunisia is a lower-middle-income country in Northern Africa bordering Libya, Algeria and the Mediterranean Sea. In 2016 the total population of Tunisia was 11.4 million people, of whom 28 per cent (3.2 million) were younger than 18 years and 9 per cent (1 million) were under the age of 5 (World Bank 2017). With an HDI of 0.725, which is above the MENA region's average of 0.704, Tunisia ranks 97th out of 188 countries (UNDP 2016). The country is characterised by a wide disparity between the coastal and the interior regions, reflected in significantly higher rates of poverty and food insecurity in the interior regions, rural zones and the east (UNICEF 2014a).

After the 2011 revolution, Tunisia started a process of state reconstruction. The country still faces major security and economic challenges. Conflicts in Libya and Syria have further jeopardised the country's stability (Hagermann 2015). The influx of refugees from these countries increased again in 2017 after a drop in 2015–2016 (UNHCR 2017). In addition, social tension is fuelled by income inequality. Tunisia's Gini index of 35.8 is not high; thus the perceptions of inequality are largely due to the social and economic exclusion of broad parts of society and a dysfunctional labour market (UNDP 2017; World Bank 2015).

The incidence of poverty is high among Tunisia's children, and other deprivations in child development or access to basic services prevail: child poverty rates of 21.7 per cent (in 2015)⁷³ are significantly higher than the national average of 15.2 per cent (INS 2016). Moreover, 52.4 per cent of all children suffer from at least one deprivation. Especially young children (under the age of 5) suffer from poor health and weak nutritional status (UNICEF 2014a). In the education sector, school enrolment for children at the age of 6 is almost universal (99.4 per cent). There are no significant gender gaps in terms of primary enrolment. However, the risk of dropping out of secondary education is nearly twice as high for boys as for girls (UNICEF 2014c). These figures also underlie strong regional disparities.

The Tunisian social protection system is one of the most comprehensive in the region. It comprises contributory and non-contributory benefits and active labour market policies. Social security has been a national priority in Tunisia. In the post-revolution period, the government has supported discussions about social justice and a new social contract among workers, employers and the government (Hagermann 2015). The new social contract agreement included the right to a minimum income for the most vulnerable people as well as a review of the contributory social security system, with the aim to reform it by making it more financially sustainable without compromising the generosity of benefits (Babnet Tunisie 2013).

Tunisia's non-contributory system is under the purview of the Ministry of Social Affairs, but important social assistance programmes are implemented in cooperation with the Ministries of Education and Health. In total, there are five main non-contributory programmes, excluding the universal food and energy subsidies which are administered by the Ministry of Commerce. The programmes vary widely in terms of their child-sensitive features and how targeting, benefit structure and conditionalities take the needs of families with children into account.

Tunisia's main cash transfer programme is the **Programme National d'Aide aux Familles Nécessiteuses (PNAFN)**. Created in 1986 as a monthly UCT programme, it targets people who are unable to work due to old age, disability or chronic disease, and those who cannot be supported by their families. The programme also entails the allocation of free health care cards—**Assistance Médicale Gratuite (AMG I)**. The PNAFN has increased the number of its beneficiaries by 70 per cent since the aftermath of the 2011 revolution, reaching approximately 230,000 Tunisian families in 2015 (CRES 2017).

The **Programme d'Allocations Scolaires**, an additional monthly cash transfer for PNAFN households with school-age children, was introduced in 2007 and aims to support children's access to education. By the end of

73. Information provided by Tunisia's *Institut National de la Statistique*.

2013 almost 80,000 children from more than 40,000 PNAFN beneficiary households received the school allowance (UNICEF 2014b).

The PNAFN's budget corresponds to 0.4 per cent of GDP, which is rather small compared to public expenditures on universal food and energy subsidies. Energy price subsidies alone accounted for 2.8 per cent of GDP in 2016 (IMF 2017); along with food subsidies, they have been in place since the 1970s. These subsidies, however, have been criticised for being costly and inefficient poverty reduction instruments. Indeed, richer segments of society benefit disproportionately from subsidies, as they tend to purchase larger quantities than poor households. Therefore, the World Bank has suggested replacing subsidies with targeted social assistance programmes, such as the PNAFN and employment-friendly labour market policies (World Bank 2013).

The Ministry of Education implements **the Back-to-School Education Benefit (BTS)**, a cash transfer programme that supports poor students at the very beginning of the school year, when education-related expenditures are particularly high. In 2014-2015, approximately 373,000 pupils and university students benefited from this transfer, amounting to an expenditure of TND13 million.⁷⁴ Students are eligible if their families are either enrolled in the PNAFN or can prove the need for the BTS benefit during a home visit by social workers.

The non-contributory social protection programme with the widest coverage in Tunisia is the **Assistance Médicale Gratuite (AMG)**, which has granted reduced fees (**AMG II**) or **total exemption of fees (AMG I)** for the use of health services at public health centres since 1998. As of 2015 the AMG I covered all 230,000 households benefiting from the PNAFN (CRES 2017) with a budget of TND39 million in 2013 (World Bank 2015). The AMG II covered 620,000 Tunisian households in 2016 (CRES 2017), and its total budget was TND70 million in 2013. The targeting of the AMG II is based on a means test. To be eligible, households with two people must earn less than one minimum wage, households with three to five people must earn less than 1.5 minimum wages, and households with more than five people must earn less than two minimum wages. The AMG II card provides access to reduced fees at public health centres for a fixed annual fee (stamp) of TND10 (World Bank 2015).

The **National School Meals Programme** was launched in 1997 and provides healthy food with the aim of improving the nutritional status of children, stabilising school attendance and preventing drop-out, particularly in rural areas. Moreover, the programme fosters links with local smallholder farmers' groups, and supports nutrition and environmental education to address child obesity (WFP 2017). In 2016, 240,000 children were covered, and USD13.2 million were spent on the programme during the 2014-2015 school year (WFP 2016).

As in many MENA countries, one of the main issues of Tunisia's social protection system is its extensive universal food and energy subsidies, which disproportionally favour non-poor households (CRES 2017). Other social protection programmes, however, are designed specifically for poor families with children. As of yet, the impact of these programmes on children's well-being has only been investigated by a few evaluations (UNICEF 2014b).

74. Information provided by UNICEF Tunisia.

REFERENCES

Babnet Tunisie. 2013. "Tunisie: Principaux axes du contrat social." *Babnet Tunisie* website. Accessed 26 July 2017. <<https://www.babnet.net/cadredetail-59086.asp>>.

CRES. 2017. *Évaluation de la performance des programmes d'assistance sociale en Tunisie. Pour optimiser le ciblage des pauvres et freiner l'avancée de l'informalité*. Tunis: Centre de Recherches et d'Etudes Sociales.

Hagerman, K. 2015. *Social Protection and Safety Nets in Tunisia*. Brighton: Institute for Development Studies.

IMF. 2017. *If Not Now, When? Energy Price Reform in Arab Countries. Annual Meeting of Arab Ministers of Finance. April 2017, Rabat, Morocco*. Washington, DC: International Monetary Fund.

INS. 2016. *Statistiques en Tunisie : Consommation et Niveau de Vie*. Tunis: Institut National de la Statistique.

UNDP. 2016. *Human Development Report 2016*. New York: United Nations Development Programme.

UNDP. 2017. "Tunisia Human Development Indicators." United Nations Development Programme website. Accessed 27 July 2017. <<http://hdr.undp.org/en/countries/profiles/TUN#>>.

UNHCR. 2017. "Tunisia." United Nations High Commissioner for Refugees website. Accessed 27 July 2017. <<http://reporting.unhcr.org/node/2529?y=2017#year>>.

UNICEF. 2014a. *Une Approche de Privations Multiple*. Tunis: United Nations Children's Fund.

UNICEF. 2014b. *Evaluation of Tunisia's Education Benefit Program of PNAFN*. Tunis: United Nations Children's Fund.

UNICEF. 2014c. *Summary Tunisia Country Report on Out-Of-School Children*. Tunis: United Nations Children's Fund.

WFP. 2016. *Capacity Development for School Meals in Tunisia*. Tunis: World Food Programme.

WFP. 2017. *WFP Tunisia and Morocco Country Brief*. Tunis: World Food Programme.

World Bank. 2013. *Vers une meilleure équité: Les subventions energetiques, le ciblage et al protection sociale en Tunisie*. Washington, DC: World Bank.

World Bank. 2015. *Consolidating Social Protection and Labour Policy in Tunisia. Building Systems, Connecting to Jobs*. Washington, DC: World Bank.

World Bank. 2017. "Health Nutrition and Population Statistics." World Bank website. Accessed 28 October 2017. <<http://databank.worldbank.org/data/reports.aspx?source=health-nutrition-and-population-statistics>>.

TUNISIA: PROGRAMME PROFILES

1. Assistance Médicale Gratuite (AMG—Free Medical Assistance)

Country	Tunisia
Programme	Assistance Médicale Gratuite (AMG—Free Medical Assistance)
Previous programme name	
Start date	1998 [1]
Programme objectives	To provide free/subsidised health care at public health centres [2]
Programme typology	Health care benefits
Programme components	i. AMG I (free health care) ii. AMG II (subsidised health care) [1]
Child-sensitive design feature	
Conditionalities	
Targeting mechanisms	i. AMG I: means-tested; categorical ii. AMG II: means-tested
Target areas	Nationwide
Target groups	Low-income households [3]
Coverage	i. AMG I: 230,000 households benefiting from PNAFN in 2015 ii. AMG II: 620,000 households in 2016 [4]
Number of children covered (if available)	
Eligibility criteria	i. AMG I: same as PNAFN (see above); it is not necessary for all these criteria to be met for the family to be eligible, leaving an element of discretion to the social worker ii. AMG II: annual household income must be less than 1 Guaranteed Minimum Inter-professional Salary (SMIG) for a household of two people; 1.5 SMIG for a family of three to five people; or two SMIG for a family of more than five people [5]
Eligibility reassessment	Validated every five years [1]
Type of benefits	i. AMG I provides a free health card ii. AMG II card provides access to reduced fees at public health centres for a fixed annual fee (stamp) of TND10 [2]
Amount of benefits	
Payment/delivery frequency	
Benefit delivery mechanism	
Benefit recipients	
Minimum and maximum duration of benefits	AMG card is valid for five years [1]
Programme expenditure	i. AMG I: TND39 million budget in 2013 ii. AMG II: TND70 million indicative budget in 2013 [3]
Source of funding	
Agencies and institutions involved	Ministry of Social Affairs; Ministry of Health (public providers: hospitals and health centres) [3]



Legal framework	<p>Law no. 91-63 of 29 July 1991;</p> <p>Decree no. 1998-409 of 18 February 1998 establishes the conditions and procedures for this scheme, including two types of family assistance: free access and reduced tariffs for those with the lowest income [1];</p> <p>Ministry of the Interior Circular no. 12 of 27 May 2011 and Ministry of Social Affairs Circular no. 3 of 27 May 2011 define the family eligibility criteria for AMG I [5]</p>
Management information systems	
M&E mechanisms and frequency	Recent performance evaluation by the Centre de Recherches et d'Études Sociales (CRES): the evaluation survey has been under way since 2014 and is being conducted in partnership with the African Development Bank [4]
Reference / paper	<p>[1] Affa, C., and H. Elgazzar. 2013. "Consolidation and Transparency: Transforming Tunisia's Health Care for the Poor." <i>UNICO Studies Series</i> 4. Washington, DC: World Bank. Accessed 26 July 2017. <https://openknowledge.worldbank.org/bitstream/handle/10986/13313/74997.pdf?sequence=1&isAllowed=y>.</p> <p>[2] Charmes, J., and N. Bencheikh. 2016. <i>Protection sociale et économie informelle en Tunisie. Défis de la transition vers l'économie formelle</i>. Tunis: Centre de Recherches et d'Études Sociales. Accessed 24 July 2017. <http://www.cres.tn/uploads/tx_wdbiblio/Secteur_informel_Tunisie.pdf>.</p> <p>[3] World Bank. 2015. <i>Consolidating Social Protection and Labour Policy in Tunisia. Building Systems, Connecting to Jobs</i>. Washington, DC: World Bank. Accessed 20 April 2017. <http://documents.worldbank.org/curated/en/970691468197064763/pdf/103218-REVISED-PUBLIC-ENGLISH-Tunisia-SPL-Policy-Note-Dec-2015-EN-Rev.pdf>.</p> <p>[4] CRES. 2017. <i>Évaluation de la performance des programmes d'assistance sociale en Tunisie. Pour optimiser le ciblage des pauvres et freiner l'avancée de l'informalité</i>. Tunis: Centre de Recherches et d'Études Sociales. Accessed 26 July 2017. <http://www.cres.tn/uploads/tx_wdbiblio/Rapport_CRES_mai_2017.pdf>.</p> <p>[5] World Bank. 2016. <i>Assistance Technique de la Banque Mondiale sur le Financement de la Santé en Tunisie. Étude sur l'Assistance Médicale Gratuite</i>. Washington, DC: World Bank. Accessed 12 December 2017. <http://documents.banquemondiale.org/curated/fr/687831472236995453/pdf/106474-FRENCH-WP-P152974-0U0-9.pdf>.</p>

2. Back-to-School Education Benefit (BTS)

Country	Tunisia
Programme	Back-to-School Education Benefit (BTS)
Previous programme name	
Start date	Restructured in 2011 [1]
Programme objectives	To support needy students from PNAFN households and other low-income households to purchase school supplies [1]
Programme typology	Conditional cash transfer
Programme components	Prior to 2011, BTS provided in-kind support; since 2011, BTS assistance has taken the form of direct monetary transfers of TND30 per child enrolled in school, for up to three children per family [1]
Child-sensitive design feature	Supporting children's access to education; benefit increases with the number of household members/children; programme targets children
Conditionalities	Enrolment [1]
Targeting mechanisms	Means-tested; categorical
Target areas	Nationwide
Target groups	Low-income families, including (but not exclusively) PNAFN families; also applies to university students [1]
Coverage	
Number of children covered (if available)	373,000 transfers in the 2014-2015 school year [2]
Eligibility criteria	Proof of enrolment and proof of need (PNAFN registration or by means of a home visit from a social worker) [1]
Eligibility reassessment	
Type of benefits	Cash
Amount of benefits	Since 2011: monetary transfers of TND30 per child enrolled in school, for up to three children per family; university students: TND100/year [1]
Payment/delivery frequency	Annually, at the beginning of the school year [1]
Benefit delivery mechanism	
Benefit recipients	
Minimum and maximum duration of benefits	Minimum of one year [2]
Programme expenditure	TND13 million in the 2014-2015 school year [2]
Source of funding	
Agencies and institutions involved	
Legal framework	
Management information systems	
M&E mechanisms and frequency	
References/papers	UNICEF. 2014. <i>Evaluation of Tunisia's Education Benefit Program of PNAFN</i> . Tunis: United Nations Children's Fund. Accessed 24 July 2017. < https://www.unicef.org/evaldatabase/files/Evaluation_of_the_Education_Benefit_Program_of_PNAFN_in_Tunisia.pdf >. UNICEF Tunisia. 2017. Personal communication.

3. Energy and Food Subsidies

Country	Tunisia
Programme	Energy and Food Subsidies
Previous programme name	
Start date	1970 [1]
Programme objectives	Food subsidies: to control prices of certain food staples, particularly of cereal products, by introducing subsidies to contain price increases and preserve the purchasing power of the most deprived segments of the population [2] Energy subsidies: to control price of electricity, gas and petrol products
Programme typology	Food and fuel subsidies
Programme components	Energy subsidies: increases in the prices of gasoline, diesel and electricity by 7 per cent since 2012; electricity tariffs for low- and medium-voltage consumers were increased by 10 per cent in January 2014 and another 10 per cent in May 2014 [1] Food subsidies: provided to producers and distributors of basic commodities (mainly cereal products and vegetable oil) to lower their prices, facilitate access and allow for the uptake of calorie requirements by the neediest households [2]; grains and derivatives (bread, semolina, couscous, pasta), cooking oil and, since January 2011, milk, sugar etc. [2]
Child-sensitive design feature	
Conditionalities	
Targeting mechanisms	
Target areas	Nationwide [1]
Target groups	Universal
Coverage	
Number of children covered (if available)	
Eligibility criteria	
Eligibility reassessment	
Type of benefits	Subsidised prices
Amount of benefits	
Payment/delivery frequency	
Benefit delivery mechanism	
Benefit recipients	
Minimum and maximum duration of benefits	
Programme expenditure	Energy price subsidies accounted for 2.8 per cent of GDP in 2016 [4]
Source of funding	
Agencies and institutions involved	Energy subsidies: <i>Ministère de l'Industrie et du Commerce</i> (Ministry of Industry and Commerce) Food subsidies: <i>Caisse Générale de Compensation</i> (General Compensation Fund) [1]
Legal framework	Law no. 26 (1970) created the <i>Caisse Générale de Compensation</i> ; Finance Law no. 65-1970 (1970) [3]
Management information systems	
M&E mechanisms and frequency	



References/papers

- [1] Cuesta, J., A. El-Lahga, and G.L. Ibarra. 2015. *The Socioeconomic Impacts of Energy Reform in Tunisia*. Washington, DC: World Bank. Accessed 26 July 2017. <<http://documents.worldbank.org/curated/en/370251468189558300/pdf/WPS7312.pdf>>.
- [2] Ayadi, M., V. Castel, L. Lannes, and K. Abderrahim. 2013. *Food Subsidies and Direct Social Assistance: Towards Better Targeting of Monetary Poverty and Deprivations in Tunisia*. Addis Ababa: African Development Bank. Accessed 26 July 2017. <https://www.afdb.org/fileadmin/uploads/afdb/Documents/Procurement/Project-related-Procurement/Food_Subsidies_and_Direct_Social_Assistance-_Towards_Better_Targeting_of_Monetary_Poverty_and_Deprivations_in_Tunisia.pdf>.
- [3] Government of Tunisia. 2017. "Présentation de la caisse Générale de compensation." Ministère de l'Industrie et du Commerce official website. Accessed 26 July 2017. <http://www.commerce.gov.tn/Fr/presentation-de-la-caisse-generale-de-compensation_11_32>.
- [4] IMF. 2017. *If Not Now, When? Energy Price Reform in Arab Countries. Annual Meeting of Arab Ministers of Finance. April 2017, Rabat, Morocco*. Washington, DC: International Monetary Fund. Accessed 29 September 2017. <<http://www.imf.org/en/Publications/Policy-Papers/Issues/2017/06/13/if-not-now-when-energy-price-reform-in-arab-countries>>.
-

4. National School Meals Programme

Country	Tunisia
Programme	National School Meals Programme
Previous programme name	
Start date	1997 {1}
Programme objectives	To improve attendance and prevent drop-outs, particularly in rural areas; to offer healthy meals to remediate nutritional deficiencies and address new concerns related to child obesity and overweight; to intensify social relations and children's feeling of belonging to the school environment; to strengthen links between school feeding and local agricultural production, thus favouring school participation in local development; to ensure an efficient social safety net {2}
Programme typology	School feeding programme
Programme components	
Child-sensitive design feature	Programme targets children; programme supports children's access to education and nutrition
Conditionalities	School attendance
Targeting mechanisms	Geographical: rural areas are prioritised {1}; categorical
Target areas	Nationwide {1}
Target groups	Primary school children {1}
Coverage	
Number of children covered (if available)	240,000 children in 2,500 schools in 2016 {2}
Eligibility criteria	Eligibility criteria include relative poverty, distance from school and family status {1}
Eligibility reassessment	
Type of benefits	In-kind
Amount of benefits	Cold snack, most often a sandwich with harissa chili paste and tuna/sardines, and a yoghurt or fruit in about 80 per cent of schools; hot meals such as couscous with vegetables, chickpea stews, pasta with tomato sauce in 20 per cent of schools; nutritional value: 580 Kcal. on average per day {1}
Payment/delivery frequency	Daily
Benefit delivery mechanism	At school
Benefit recipients	Children
Minimum and maximum duration of benefits	
Programme expenditure	USD13.2 million in the 2014-2015 school year {2}
Source of funding	Ministry of the Interior; Ministry of Education {2}
Agencies and institutions involved	Ministry of Education {Office of School Services, supporting institutions}; National School Meals Steering Committee {Ministries of Agriculture, Health, Social Affairs, International Affairs, Nutrition Institute of Tunisia, and the WFP}; primary schools; Provincial Education Commissariats {1}
Legal framework	<i>Loi d'orientation de l'éducation et de l'enseignement scolaire</i> (Act on education and schooling) of 2002 mandates the Ministry of Education with school feeding) {1}
Management information systems	
M&E mechanisms and frequency	



References/papers

- (1) UNICEF Tunisia. 2016. *Factsheet National School Meals Programme Tunisia*. Tunis: United Nations Children's Fund. Internal archives.
 - (2) WFP. 2016. *Capacity Development for School Meals in Tunisia*. Tunis: World Food Programme. Accessed 26 July 2017. <<http://documents.wfp.org/stellent/groups/public/documents/communications/wfp288626.pdf>>.
 - (3) Hagerman, K. 2015. *Social Protection and Safety Nets in Tunisia*. Brighton: Institute for Development Studies. Accessed 26 July 2017. <<http://www.ids.ac.uk/files/dmfile/SocialprotectionandsafetynetsinTunisia.pdf>>.
-

5. Programme National d'Aide aux Familles Nécessiteuses (PNAFN—National Programme of Assistance to Needy Families)

Country	Tunisia
Programme	<i>Programme National d'Aide aux Familles Nécessiteuses</i> (PNAFN—National Programme of Assistance to Needy Families)
Previous programme name	
Start date	1986 [1]
Programme objectives	To provide financial aid to the most vulnerable families [1]
Programme typology	Unconditional cash transfers
Programme components	Monthly financial assistance; allocation of free health care cards (AMG I; for more, see the AMG programme) [2]; since 2007, an additional cash transfer for PNAFN households with children of school age (for more, see PNAFN's <i>Programme d'Allocations Scolaires</i> —PPAS) [4]
Child-sensitive design feature	See PPAS
Conditionalities	
Targeting mechanisms	Means-tested; categorical
Target areas	Nationwide
Target groups	Families deprived of material support; household heads unable to exercise a professional activity/trade; households with an adjusted annual income not exceeding TND585 [2]
Coverage	225,525 households (802,461 individuals) in 2015; after 2011, coverage was expanded to 100,000 additional families [7]
Number of children covered (if available)	
Eligibility criteria	Self-declared (unverified) household revenue falling below the poverty line, defined in PNAFN as TND585/year (USD1.25 per day), up from approximately TND 400/year (USD0.75 per day) before the revolution; household size; number of household members with a disability and/or chronic health condition; living conditions, such as dwelling and household assets; household head's inability to work due to physical or mental impairment [4]
Eligibility reassessment	Household eligibility is reviewed every two years; beneficiaries must visit the social welfare office every year and get a stamp on their free health care card; the card and PNAFN status can be revoked if the social worker deems that the household is no longer eligible [3]
Type of benefits	Cash; health care
Amount of benefits	TND150/month in 2015 [5]
Payment/delivery frequency	Monthly [4]
Benefit delivery mechanism	National postal services agency (<i>La Poste Tunisienne</i>) [6]
Benefit recipients	Household head [2]
Minimum and maximum duration of benefits	
Programme expenditure	Around 0.4 per cent of GDP in 2014 [6]
Source of funding	
Agencies and institutions involved	Ministry of Social Affairs; Regional and Local Commissions [2]
Legal framework	



Management information systems	A programme information system contains information on the benefit amounts paid to each household (identified by the PNAFN beneficiary's government ID number); no information is available about which children receive educational benefits [3]
M&E mechanisms and frequency	Recent performance evaluation by the Centre de Recherches et d'Études Sociales (CRES): the evaluation survey has been under way since 2014 and is being carried out in partnership with the African Development Bank [7]; the Ministère des Affaires Sociales most recently conducted an evaluation in 2014 [8]
References/papers	<p>[1] Government of Tunisia. 2011. <i>Les programmes sociaux de lutte contre la pauvreté et d'amélioration des conditions de vie</i>. Tunis: Government of Tunisia. Accessed 24 July 2017. <http://cmimarseille.org/sites/default/files/newsite/AFD/tunisworkshop/general/MSU_wk1_NoteMAS.pdf>.</p> <p>[2] African Development Bank. 2013. <i>Food Subsidies and Direct Social Assistance: Towards Better Targeting of Monetary Poverty and Deprivations in Tunisia</i>. Addis Ababa: African Development Bank. Accessed 24 July 2017. <https://www.afdb.org/fileadmin/uploads/afdb/Documents/Procurement/Project-related-Procurement/Food_Subsidies_and_Direct_Social_Assistance_Towards_Better_Targeting_of_Monetary_Poverty_and_Deprivations_in_Tunisia.pdf>.</p> <p>[3] UNICEF. 2014. <i>Evaluation of Tunisia's Education Benefit Program of PNAFN</i>. Tunis: United Nations Children's Fund. Accessed 24 July 2017. <https://www.unicef.org/evaldatabase/files/Evaluation_of_the_Education_Benefit_Program_of_PNAFN_in_Tunisia.pdf>.</p> <p>[4] World Bank. 2015. <i>Consolidating Social Protection and Labour Policy in Tunisia. Building Systems, Connecting to Jobs</i>. Washington, DC: World Bank. Accessed 24 July 2017. <http://documents.worldbank.org/curated/pt/970691468197064763/pdf/103218-REVISED-PUBLIC-ENGLISH-Tunisia-SPL-Policy-Note-Dec-2015-EN-Rev.pdf>.</p> <p>[5] Charmes, J., and N. Bencheikh. 2016. <i>Protection sociale et économie informelle en Tunisie. Défis de la transition vers l'économie formelle</i>. Tunis: Centre de Recherches et d'Études Sociales. Accessed 24 July 2017. <http://www.cres.tn/uploads/tx_wdbiblio/Secteur_informel_Tunisie.pdf>.</p> <p>[6] Social Protection Organization. 2017. "Programme National d'Aide aux Familles Nécessiteuses (PNAFN)." Social Protection Organization online platform. Accessed 24 July 2017. <http://socialprotection.org/programme/programme-national-d%E2%80%99aide-aux-familles-n%C3%A9cessiteuses-pnafn>.</p> <p>[7] CRES. 2017. <i>Évaluation de la performance des programmes d'assistance sociale en Tunisie pour optimiser le ciblage des pauvres et freiner l'avancée de l'informalité</i>. Tunis: Centre de Recherches et d'Études Sociales. Accessed 24 July 2017. <http://www.cres.tn/uploads/tx_wdbiblio/Rapport_CRES_mai_2017.pdf>.</p>

6. Programme d'Allocations Scolaires (PPAS—PNAF's Education Benefit Programme)

Country	Tunisia
Programme	Programme d'Allocations Scolaires (PPAS—PNAF's Education Benefit Programme)
Previous programme name	
Start date	2007 [1]
Programme objectives	To provide monthly financial assistance for the education of children in families that are benefiting from the PNAF, to improve children's educational outcomes and reduce school drop-out rates [1]
Programme typology	Conditional cash transfers
Programme components	
Child-sensitive design feature	Supports children's access to education; benefit increases with the number of household members/children; programme targets children
Conditionalities	School enrolment (not verified) [1]
Targeting mechanisms	Categorical; means-tested
Target areas	Nationwide
Target groups	Needy students from families covered by the PNAFN and other low-income households; university students [1]
Coverage	
Number of children covered (if available)	PPAS covered 89,626 children in October 2017 [3]
Eligibility criteria	PNAFN households with children of school age are eligible [1]
Eligibility reassessment	
Type of benefits	Cash
Amount of benefits	In addition to the PNAFN benefit, a school allowance of TND10 per child for up to three children per household (max. TND30) [1]
Payment/delivery frequency	Monthly [1]
Benefit delivery mechanism	See PNAFN programme description
Benefit recipients	PNAFN beneficiary on behalf of the child [1]
Minimum and maximum duration of benefits	School allowance: as long as eligible; there is no indication of clear guidelines or rules regarding eligibility restrictions or benefit termination once a child drops out of school or graduates [2]
Programme expenditure	See PNAFN programme description
Source of funding	
Agencies and institutions involved	Ministry of Social Affairs [1]
Legal framework	
Management information systems	A programme information system contains information on the benefit amounts paid to each household (identified by the PNAFN beneficiary's government ID number); however, no information is available about which children receive educational benefits [1]
M&E mechanisms and frequency	See PNAFN programme description



References/papers

- [1] UNICEF. 2014. *Evaluation of Tunisia's Education Benefit Program of PNAFN*. Tunis: United Nations Children's Fund. Accessed 24 July 2017. <https://www.unicef.org/evaldatabase/files/Evaluation_of_the_Education_Benefit_Program_of_PNAFN_in_Tunisia.pdf>.
- [2] Government of Tunisia. 2011. *Les programmes sociaux de lutte contre la pauvreté et d'amélioration des conditions de vie*. Tunis: Government of Tunisia. Accessed 24 July 2017. <http://cmimarseille.org/sites/default/files/newsite/AFD/tunisworkshop/general/MSU_wk1_NoteMAS.pdf>.
- [3] UNICEF Tunisia. 2017. Personal communication.
-

UNITED ARAB EMIRATES: COUNTRY PROFILE

The United Arab Emirates (UAE) comprises seven Emirates (Abu Dhabi, Ajman, Dubai, Fujairah, Ras al-Khaimah, Sharjah and Umm al-Quwain), bordering Oman to the east and Saudi Arabia to the south. In 2016 the total population was 9.2 million people, of whom 5 per cent under the age of 5 and 16.6 per cent under the age of 18 (World Bank 2017a). In 2013, immigrants constituted more than 83 per cent of the total population, with the majority of migrant workers being of South and South-East Asian descent (UN/DESA and UNICEF 2013). Children born to Emirati women married to non-Emirati men can only acquire citizenship when applying for it at the age of 18 (Wafa 2011).

Classified as a high-income country, the UAE ranks equally high in terms of human development at both regional and global levels. The country's HDI has been increasing constantly since the 1990s and reached a value of 0.840 in 2015, placing the country 42nd out of 188 countries (UNDP 2016). The UAE has not officially adopted a poverty line, and estimates on the prevalence of poverty are uncertain. Economic growth has been subject to great volatility over the past decade due to lower oil prices. Nevertheless, real GDP growth is expected to recover slowly and reach about 3 per cent in 2018 (World Bank 2016).

Health and education indicators reveal low mortality ratios, and high rates of school enrolment and attendance. Evidence shows that over the past two decades, important improvements have been made to reduce maternal mortality, which fell from 17 deaths per 100,000 live births in 1990 to 6 in 2015 (WHO 2015). In 2015, net primary school enrolment reached 93 per cent; however, little information is available on enrolment and attendance rates in secondary education (World Bank 2017b). Health care used to be free to all until the government introduced charges for non-nationals in 2001 (WHO 2006). Likewise, public schools are free for UAE nationals, while non-nationals are subjected to fees (Embassy of the UAE 2011).

The UAE stands out among the oil-exporting countries in the region for its low levels of **subsidies**, mainly for food and energy products. In 2015 the Emirates introduced substantial subsidy reforms, including the termination of fuel subsidies and an upward adjustment of electricity tariffs (IMF 2017).

The UAE's social protection system falls under the purview of the Ministry of Community Development. Only UAE nationals are eligible for social assistance. Moreover, the different Emirates offer additional welfare services for citizens under their respective jurisdiction. At the national level, the **Monthly Cash Benefit** targets specific groups, including widows, divorced and abandoned women, people with disabilities, elderly people, families of prisoners and orphans. This financial assistance is only available to nationals residing in one of the seven Emirates (Government of the UAE 2017). As of 2012 about 40,100 families and 4,900 children benefited from the programme (UAE interact n.d.).

Access to modern housing is considered a right of every citizen. As of September 2011, more than 48,000 beneficiaries from low-income families received housing assistance through the **Sheikh Zayed Housing Programme** (UAE Interact n.d.). In addition, the **Social Welfare Against Disasters** provides financial assistance, food and shelter to all citizens affected by a natural disaster. The amount paid covers up to 80 per cent of the total estimated financial and property losses (Government of the UAE 2017).

In addition to UAE national programmes, Dubai offers a variety of financial assistance programmes that only Dubai residents can apply for. The **Periodic Benefit Programme** aims to support households whose income is lower than the benefit limit (ranging from AED10,700 to AED21,700 according to the number of family members). The benefit is available to divorced women and widows, and the amount depends on the number of household members. An **Emergency Benefit** is granted to low-income residents, including divorced women, widows and their dependent children, in the aftermath of an accident or other emergency situations. The **One-Time Benefit** offers financial support for specific predefined purposes, including financial support to furnish a house, a benefit to supply electricity and tuition costs for children with disabilities. As such, this benefit can be characterised as improving access to education

for children with special needs. The **Temporary Housing Benefit** aims to support low-income households to pay for temporary housing in case of homelessness or property damage following an emergency (Government of Dubai 2017).

Although living standards are relatively high in the UAE and a number of social protection schemes exist to cater to lower-income households, more information is needed to assess coverage rates and to glean a better understanding of the impact of these programmes on children's well-being. More importantly, however, evidence shows that the existing programmes are only available to UAE citizens, and no information exists about social assistance programmes for the vast number of migrant workers and their families who reside in the country. Children of non-UAE citizens may be more prone to vulnerability and poverty; hence improved data availability is crucial to determine the state of child-sensitive social protection in the country.

REFERENCES

- Embassy of the UAE. 2011. "Education in UAE." Embassy of the United Arab Emirates website. Accessed 27 September 2017. <<http://www.uaecd.org/k-12-education>>.
- Government of Dubai. 2017. "Social Benefits." Community Development Authority website. Accessed 25 September 2017. <https://www.cda.gov.ae/en/socialcare/Pages/default.aspx>>.
- Government of the UAE. 2017. "Social Welfare Programmes." Government of the United Arab Emirates website. Accessed 25 September 2017. <https://government.ae/en/information-and-services/social-affairs/social-welfare-programmes>>.
- IMF. 2017. *If Not Now, When? Energy Price Reform in Arab Countries. Annual Meeting of Arab Ministers of Finance. April 2017, Rabat, Morocco*. Washington, DC: International Monetary Fund.
- UAE interact. n.d. "Social Welfare." UAE interact website. Accessed 27 September 2017. <<http://www.uaeinteract.com/society/welfare.asp>>.
- UN/DESA and UNICEF. 2013. "United Arab Emirates. Migration Profiles." United Nations Department of Economic and Social Affairs website. Accessed 27 September 2017. <<https://esa.un.org/migmgprofiles/indicators/files/UAE.pdf>>.
- UNDP. 2016. *Human Development Report 2016*. New York: United Nations Development Programme.
- Wafa, I. 2011. "Children of Emirati mothers, expatriate fathers offered citizenship." *The National* website. Accessed 27 September 2017. <<https://www.thenational.ae/uae/children-of-emirati-mothers-expatriate-fathers-offered-citizenship-1.435309>>.
- WHO. 2006. *Health System Profile United Arab Emirates*. Cairo: World Health Organization Regional Office for the Eastern Mediterranean.
- WHO. 2015. *Trends in Maternal Mortality: 1990 to 2015*. Geneva: World Health Organization.
- World Bank. 2016. *United Arab Emirates Economic Outlook—Fall 2016*. Washington, DC: World Bank. Accessed 25 September 2017. <<http://pubdocs.worldbank.org/en/398801475460803726/UAE-MEM-Fall-2016-ENG.pdf>>.
- World Bank. 2017a. "Health Nutrition and Population Statistics." World Bank website. Accessed 28 October 2017. <<http://databank.worldbank.org/data/reports.aspx?source=health-nutrition-and-population-statistics>>.
- World Bank. 2017b. "World Development Indicators." World Bank website. Accessed 20 September 2017. <<http://databank.worldbank.org/data/reports.aspx?source=world-development-indicators>>.

UNITED ARAB EMIRATES: PROGRAMME PROFILES

1. Emergency Benefit

Country	United Arab Emirates
Programme	Emergency Benefit
Previous programme name	
Start date	
Programme objectives	The Emergency Benefit is disbursed if an emergency situation results in a threat to the beneficiary's stability { 1 }
Programme typology	Unconditional cash transfer
Programme components	
Child-sensitive design feature	Programme targets children (orphans)
Conditionalities	
Targeting mechanisms	Means-tested; categorical { 1 }
Target areas	Dubai { 1 }
Target groups	UAE nationals in need, includes divorced women, widows and their dependent children { 1 }
Coverage	
Number of children covered (if available)	
Eligibility criteria	Beneficiaries must hold a family book (family registration) issued by the Emirate of Dubai, be permanently residing in Dubai and have a monthly income that is less than AED10,700 as a minimum { 1 }
Eligibility reassessment	
Type of benefits	Cash
Amount of benefits	Up to AED25,000 { 2 }
Payment/delivery frequency	<i>Ad hoc</i> (in emergencies) { 1 }
Benefit delivery mechanism	
Benefit recipients	
Minimum and maximum duration of benefits	
Programme expenditure	
Source of funding	
Agencies and institutions involved	Community Development Authority (Government of Dubai) { 1 }
Legal framework	
Management information systems	
M&E mechanisms and frequency	
References/papers	<p>{ 1 } Government of Dubai. 2017. "Social Services: Emergency Benefits." Government of Dubai Community Development Authority website. Accessed 27 April 2017. <https://www.cda.gov.ae/en/socialcare/SocialBenefits/Pages/emergencybenefit.aspx>.</p> <p>{ 2 } Government of the UAE. 2017. "Social Welfare Programmes." Government of the United Arab Emirates website. Accessed 22 September 2017. <https://government.ae/en/information-and-services/social-affairs/social-welfare-programmes>.</p>

2. Energy, Electricity and Water Subsidies

Country	United Arab Emirates
Programme	Energy, Electricity and Water Subsidies
Previous programme name	
Start date	
Programme objectives	
Programme typology	Subsidies
Programme components	Water and electricity tariff support (1); in 2015 the UAE reformed its fuel pricing policy by adopting a mechanism to adjust monthly gasoline and diesel prices against international prices and eliminated subsidies on gasoline and diesel (1)
Child-sensitive design feature	
Conditionalities	
Targeting mechanisms	Universal
Target areas	
Target groups	
Coverage	
Number of children covered (if available)	
Eligibility criteria	
Eligibility reassessment	
Type of benefits	Subsidised prices: water and electricity subsidies vary depending on the Emirate (1) (2)
Amount of benefits	
Payment/delivery frequency	
Benefit delivery mechanism	
Benefit recipients	
Minimum and maximum duration of benefits	
Programme expenditure	Energy price subsidies: 0.7 per cent of GDP in 2016; petroleum price subsidies: 0.2 per cent of GDP in 2016 (1)
Source of funding	Government
Agencies and institutions involved	
Legal framework	
Management information systems	
M&E mechanisms and frequency	
References/papers	<p>(1) IMF. 2017a. "United Arab Emirates 2017 Article IV Consultation. Press Release, Staff Report and Informational Annex for the United Arab Emirates." <i>IMF Country Report</i>, no. 17/218. Washington, DC: International Monetary Fund. Accessed 27 September 2017. <https://www.imf.org/~/media/Files/Publications/CR/2017/cr17218.ashx>.</p> <p>(2) IMF. 2017b. <i>If Not Now, When? Energy Price Reform in Arab Countries. Annual Meeting of Arab Ministers of Finance. April 2017, Rabat, Morocco</i>. Washington, DC: International Monetary Fund. Accessed 29 September 2017. <http://www.imf.org/en/Publications/Policy-Papers/Issues/2017/06/13/if-not-now-when-energy-price-reform-in-arab-countries>.</p>

3. Monthly Cash Benefit

Country	United Arab Emirates
Programme	Monthly Cash Benefit
Previous programme name	
Start date	2001 [1]
Programme objectives	To provide financial assistance to vulnerable members of the population [1]
Programme typology	Unconditional cash transfer
Programme components	
Child-sensitive design feature	Programme targets children
Conditionalities	
Targeting mechanisms	Categorical; means-tested [1]
Target areas	Nationwide
Target groups	UAE nationals residing in the country, in the following categories: widows, divorcees, people with a disability or special needs, elderly people, orphans, children of unknown parents, medically unfit persons, married students, families of prisoners, financially unfit people, abandoned women, UAE national women married to expatriate men who cannot earn a living for reasons beyond their control [1]
Coverage	40,121 families; 14,075 older people, representing 37 per cent of elderly people in the country in 2012 [2]
Number of children covered (if available)	4,882 children, 862 of whom are orphans, 3,697 children with disabilities, and 323 children of unknown parentage [2]
Eligibility criteria	Only nationals residing in the UAE [1]
Eligibility reassessment	
Type of benefits	Cash
Amount of benefits	AED625 per person (minimum amount) [1]
Payment/delivery frequency	Monthly [1]
Benefit delivery mechanism	
Benefit recipients	
Minimum and maximum duration of benefits	
Programme expenditure	AED7.14 billion disbursed in 2012 [2]
Source of funding	
Agencies and institutions involved	Ministry of Community Development [1]
Legal framework	Social Assistance Act, Federal Law no. 2 of 2001; Cabinet Decision no. 21 of 2005 and no. 14 of 2008 (regarding the values of social assistance) [1]
Management information systems	
M&E mechanisms and frequency	
References/papers	Government of the UAE. 2017. "Social Welfare Programmes." Government of the United Arab Emirates website. Accessed 27 July 2017. < https://government.ae/en/information-and-services/social-affairs/social-welfare-programmes >. UAE interact. n.d. "Social Welfare." UAE interact website. Accessed 27 September 2017. < http://www.uaeinteract.com/society/welfare.asp >.

4. One-Time Benefit

Country	United Arab Emirates
Programme	One-Time Benefit
Previous programme name	
Start date	
Programme objectives	
Programme typology	Unconditional cash transfer
Programme components	i. Financial support to furnish a house ii. Tuition benefit for children with disabilities iii. Electricity supply (1)
Child-sensitive design feature	Supporting children's access to education; benefit increases with the number of household members/children; programme targets children with disabilities
Conditionalities	
Targeting mechanisms	Categorical; means-tested (1)
Target areas	Dubai (1)
Target groups	i. UAE nationals living in Dubai; low-income earners; includes divorced and single women and widows ii. Low-income families living in Dubai who have children with disabilities; includes divorced and single women and widows living with child with disabilities iii. UAE nationals whose new homes were built on land granted by the government in the Emirate iv. Any other group for which the Director-General or the Community Development Authority issues a decision (1)
Coverage	
Number of children covered (if available)	
Eligibility criteria	i. Residence in Dubai and low financial status (proved by documents) ii. Children with disabilities (approved medical report); low financial status (proved by documents); benefit can be claimed for up to five children per academic year iii. Household income does not exceed AED40,000 (1)
Eligibility reassessment	
Type of benefits	Cash, tuition fees (1)
Amount of benefits	Up to AED50,000 (2)
Payment/delivery frequency	One-off payment (1)
Benefit delivery mechanism	
Benefit recipients	
Minimum and maximum duration of benefits	
Programme expenditure	
Source of funding	
Agencies and institutions involved	Community Development Authority (Government of Dubai) (1)
Legal framework	
Management information systems	
M&E mechanisms and frequency	



References/papers

- {1} Government of Dubai. 2017. "Social Services: One-time Benefits." Government of Dubai Community Development Authority website. Accessed 27 April 2017. <<https://www.cda.gov.ae/en/socialcare/SocialBenefits/Pages/InKindAssistance.aspx>>.
- {2} Government of the UAE. 2017. "Social Welfare Programmes." Government of the United Arab Emirates website. Accessed 22 September 2017. <<https://government.ae/en/information-and-services/social-affairs/social-welfare-programmes>>.
-

5. Periodic Benefits

Country	United Arab Emirates
Programme	Periodic Benefits
Previous programme name	
Start date	
Programme objectives	To supplement the income of households
Programme typology	Unconditional cash transfer
Programme components	
Child-sensitive design feature	Benefit increases with the number of household members/children
Conditionalities	
Targeting mechanisms	Means-tested; categorical
Target areas	Dubai
Target groups	Low-income families, including widows, divorced women and their dependents
Coverage	
Number of children covered (if available)	
Eligibility criteria	The beneficiary must reside in the Emirate of Dubai; their monthly income should be less than the prescribed benefit limit, dependent on the number of family members
Eligibility reassessment	
Type of benefits	Cash
Amount of benefits	The amount of the benefit ranges according to the number of family members: from AED10,700 for one person to AED21,700 for 10 people
Payment/delivery frequency	
Benefit delivery mechanism	
Benefit recipients	Male head of household
Minimum and maximum duration of benefits	
Programme expenditure	
Source of funding	
Agencies and institutions involved	Community Development Authority (Government of Dubai)
Legal framework	Law no. 7 of 2012
Management information systems	
M&E mechanisms and frequency	
Reference/paper	Government of Dubai. 2017. "Social Services: Periodic Benefits." Government of Dubai Community Development Authority website. Accessed 27 April 2017. < https://www.cda.gov.ae/en/socialcare/SocialBenefits/Pages/periodicbenefits.aspx >.

6. Sheikh Zayed Housing Programme

Country	United Arab Emirates
Programme	
Previous programme name	Sheikh Zayed Housing Programme
Start date	1999 [2]
Programme objectives	To achieve residential welfare and apply the best international standards to provide various innovative and sustainable residential services to make the citizens happy [1]
Programme typology	Housing benefits
Programme components	Loans, grants and governmental housing [1]
Child-sensitive design feature	
Conditionalities	
Targeting mechanisms	Means-tested; categorical [2]
Target areas	Nationwide
Target groups	Low-income families, including widows and divorced and single women [1]
Coverage	48,000 beneficiaries as of 2011 [2]
Number of children covered (if available)	
Eligibility criteria	UAE nationals; total income and properties should not be sufficient to own a proper house; beneficiary should not be an owner of a house suitable for the family to live in and should not have obtained housing aid from any governmental authority [1]
Eligibility reassessment	
Type of benefits	Housing
Amount of benefits	
Payment/delivery frequency	
Benefit delivery mechanism	
Benefit recipients	
Minimum and maximum duration of benefits	
Programme expenditure	Budget in 2010: AED1.8 billion [2]
Source of funding	
Agencies and institutions involved	
Legal framework	Federal Law no. 10 of 2009 on the Sheikh Zayed Housing Programme [2]
Management information systems	
M&E mechanisms and frequency	
References/papers	<p>Sheikh Zayed Housing Programme. 2017. "Conditions and Requirements." Sheikh Zayed Housing Programme website. Accessed 27 September 2017. <https://www.szhp.gov.ae/AppRules.aspx>. In Arabic.</p> <p>[2] UAE interact. n.d. "Social Welfare." UAE interact website. Accessed 27 September 2017. <http://www.uaeinteract.com/society/welfare.asp>.</p>

7. Social Welfare against Disasters

Country	United Arab Emirates
Programme	Social Welfare against Disasters
Previous programme name	
Start date	
Programme objectives	
Programme typology	Unconditional cash transfer; unconditional in-kind transfers
Programme components	
Child-sensitive design feature	
Conditionalities	
Targeting mechanisms	Categorical
Target areas	Nationwide
Target groups	People affected by disasters
Coverage	
Number of children covered (if available)	
Eligibility criteria	People who have suffered from personal or natural disasters, which include fire and drowning, and other calamities specified by the Supreme Committee in coordination with other ministries
Eligibility reassessment	
Type of benefits	Cash; in-kind: food and shelter assistance is provided immediately after disaster
Amount of benefits	50–80 per cent of the total estimate of financial and property losses resulting from the disasters; urgent cash relief of AED300 per person within two days of the disaster
Payment/delivery frequency	
Benefit delivery mechanism	
Benefit recipients	
Minimum and maximum duration of benefits	
Programme expenditure	
Source of funding	
Agencies and institutions involved	
Legal framework	Cabinet Decision no. 22 of 2008
Management information systems	
M&E mechanisms and frequency	
Reference/paper	Government of the UAE. 2017. "Social Welfare Programmes." Government of the United Arab Emirates website. Accessed 27 July 2017. < https://government.ae/en/information-and-services/social-affairs/social-welfare-programmes >.

8. Temporary Housing Benefit

Country	United Arab Emirates
Programme	Temporary Housing Benefit
Previous programme name	
Start date	
Programme objectives	
Programme typology	Housing benefits
Programme components	
Child-sensitive design feature	
Conditionalities	
Targeting mechanisms	Categorical; means-tested
Target areas	Dubai
Target groups	Citizens without a home or whose home was damaged as a result of an emergency that rendered their home unfit for living; includes divorced women, widows and dependent children.
Coverage	
Number of children covered (if available)	
Eligibility criteria	Residents of Dubai who do not own a permanent house and whose monthly income is less than the benefit limit
Eligibility reassessment	
Type of benefits	Housing (rent)
Amount of benefits	Varies: the Community Development Authority will pay the rental value or a part thereof
Payment/delivery frequency	
Benefit delivery mechanism	
Benefit recipients	
Minimum and maximum duration of benefits	One year
Programme expenditure	
Source of funding	
Agencies and institutions involved	Community Development Authority (Government of Dubai)
Legal framework	
Management information systems	
M&E mechanisms and frequency	
Reference/paper	Government of Dubai. 2017. "Social Services: Temporary Housing Benefits." Government of Dubai Community Development Authority website. Accessed 27 April 2017. < https://www.cda.gov.ae/en/socialcare/SocialBenefits/Pages/TemporaryHousingRentService.aspx >.

YEMEN: COUNTRY PROFILE

The Republic of Yemen is located at the tip of the Arabian Peninsula. Its estimated population in 2016 was 27.5 million people, of whom 47 per cent (12.9 million) were under 18 years old and 15 per cent (4 million) were under 5 (World Bank 2017a). Yemen's HDI (0.482) is the second lowest in the MENA region, after Djibouti (UNDP 2016). The escalating conflict since March 2015 has driven the country into a severe humanitarian crisis. It is estimated that more than 20 million people are in need of humanitarian assistance, including 11.3 million children (UNICEF 2017).

Even before the conflict, Yemen was one of the poorest countries in the region. Recent poverty data are difficult to obtain, but the World Bank (2016) estimates that national poverty levels doubled from 34.1 per cent in 2014 to 62 per cent in 2016. The country's GDP is estimated to have decreased by 40 per cent since the conflict started (World Bank 2017b). Moreover, decreasing fiscal revenues are undermining the functioning of the State, including the operation of social protection programmes. The economic decline and import restrictions have resulted in rising prices and commodity shortages, leaving millions of children without or with only limited access to food, water and other basic needs. Nearly 3.3 million children and pregnant or lactating women are acutely malnourished, representing a 63 per cent increase since late 2015 (OCHA 2016). Child malnutrition levels were already alarmingly high even before the conflict: the Yemen National Social Protection Monitoring Survey showed that about 45 per cent of children under 5 were stunted and that 33 per cent were suffering from underweight in 2013 (IPC-IG and UNICEF 2014).

The need to strengthen the national social safety net system has been emphasised in several policy documents. The Yemen Strategic Vision 2025 envisages eliminating food insecurity and reducing relative poverty to 10 per cent by 2025 (Azaki 2015; Government of Yemen 2002). At the government-level, the Ministry of Planning and International Cooperation and the Ministry of Social Affairs and Labour are responsible for the design and coordination of Yemen's social protection system. It is divided into social insurance and pension schemes for the public and private sectors, on the one hand, and non-contributory social assistance programmes, on the other. These include cash transfers, public works programmes and agricultural development schemes, introduced to help poor people cope with the removal of subsidies of food and basic services and following the 1995 economic reforms (Azaki 2015).

For many years, the government has been trying to introduce energy subsidy reforms. According to IMF (2014) estimates, subsidies accounted for 7.2 per cent of government spending (in percent of GDP) in 2013, while the **Social Welfare Fund (SWF)**, the country's main cash transfer programme, accounted for only 0.7 per cent.

The conflict has threatened the social protection system in place. Until its suspension in March 2015, the SWF was one of the largest cash transfer programmes in the region, benefiting vulnerable groups such as elderly people, those with disabilities and orphans as well as unemployed people and households without a male breadwinner (i.e. households headed by single, divorced or widowed women). In 2013 coverage reached 30 per cent of the population (1.5 million households). Around 57 per cent of beneficiaries were estimated to be children (4.25 million out of a total of 8 million) (World Bank 2017b). Transfers were paid quarterly, with higher benefit levels for larger households. To improve targeting accuracy, a PMT formula was used from 2012 onwards.

According to the Child Budget Analysis (UNICEF and MoPIC 2015), 26 per cent (YER19 billion) of total spending on cash transfers in 2012 (YER72.2 billion) comprised transfers to children. In May 2017 the World Bank—through the Emergency Crisis Response Project—started financing cash transfers using the SWF beneficiary database and pre-conflict benefit levels, although the interruption of civil servants' salary payments prevented international donors from continuing to support the financial transfers through the SWF's original features. The project is implemented by UNICEF (World Bank 2017b). Even before the conflict, the SWF was an important way to ensure food security—more than 70 per cent of beneficiaries in 2013 reported using the transfers to purchase food (IPC-IG and UNICEF 2014).

The **Disability Welfare and Rehabilitation Fund** was established to provide individual support to people with disabilities through in-kind and financial aid, as well as institutional support to care and rehabilitation centres. By the end of 2012, 47,000 beneficiaries received individual support through the Fund. Total expenditure for both institutional and individual support was YER4.1 million in 2012. Children were estimated to make up 24.4 per cent of all beneficiaries, accounting for YER1 million of the total expenditure (UNICEF and MoPIC 2015). The programme was also discontinued due to the conflict.

The **Social Fund for Development (SFD)** was introduced in 1997 to increase access to basic services, enhance economic opportunities and reduce vulnerability among poor households. Before 2015 the SFD was financed by multiple donors, benefiting approximately 6.4 million individuals between 2011 and 2014 (SFD 2014). The SFD includes a CFW programme which reached more than 1 million direct beneficiaries between 2011 and 2015 (SFD 2015). Resources were allocated using geographical targeting, prioritising the neediest areas. In 2014 the SFD began to implement a CCT and an integrated nutrition intervention targeting pregnant women and mothers with children under 5 (SFD 2014). The programme was severely affected by the conflict; since 2016 it has been supported through the Emergency Crisis Response Project (World Bank 2016a). Between mid-2016 and May 2017 nearly 40,900 beneficiaries participated in the CFW programme, while 17,600 vulnerable women and children received cash transfers and nutrition and health services. The aim is to reach 50,000 women and 35,000 children by 2019 (World Bank 2017c).

Finally, the **Public Works Project** is a CFW programme focusing on the poorest rural areas in the country. Between 2004 and 2013, approximately 7.7 million beneficiaries benefited from the programme (Azaki 2015). Before the conflict, it was implementing its fourth phase, supported through USD283 million from five donors, with a government contribution of 4 per cent. The programme also experienced severe funding difficulties, which led to its discontinuation. In 2016 it was partly reactivated through the Emergency Crisis Response Project, which supports small community infrastructure projects, with the objective of reaching 700,000 beneficiaries by 2019 (World Bank 2016a).

Yemen finds itself in a deep humanitarian crisis. The social protection system in place has been severely affected, leaving millions of children in an even more vulnerable situation. The humanitarian community plays a key role in providing assistance to the population.⁷⁵ Through the Emergency Crisis Response Project and the Emergency Cash Transfer Project, UNICEF, the UNDP, the World Bank and partners are supporting key national social protection programmes, such as the Public Works Project and the SFD, while trying to preserve their implementation capacity. In terms of child-sensitive social protection, components such as the nutrition-sensitive CCT within the SFD is a step towards addressing the rising levels of child malnutrition. A future reinstatement of the SWF would be crucial, and more attention should be paid to extremely poor families with children under 18, by either facilitating their inclusion in the programme or by complementing it with more child-sensitive components (IPC-IG and UNICEF 2014).

75. For more information, see International Conference on Social Protection in Contexts of Fragility and Forced Displacement (2017).

REFERENCES

Azaki, A. 2015. *Social Protection and Safety Nets in Yemen*. Brighton: Institute of Development Studies.

Government of Yemen. 2002. *Yemen's Strategic Vision 2025*. Sana'a: Government of Yemen.

IMF. 2014. "Republic of Yemen Staff Report for the 2014 Article IV Consultation and Request for a Three-Year Arrangement under the Extended Credit Facility." *IMF Country Report*, no. 14/276. Washington, DC: International Monetary Fund.

International Conference on Social Protection in Contexts of Fragility and Forced Displacement. 2017. "Country Profile Yemen." Document published at the International Conference on Social Protection in Contexts of Fragility and Forced Displacement, Brussels, 28–29 September 2017.

IPC-IG and UNICEF. 2014. *Yemen National Social Protection Monitoring Survey (NSPMS): 2012-2013 Final Report*. Brasília: International Policy Centre for Inclusive Growth.

OCHA. 2016 *The Humanitarian Response Plan January-December 2017*. Sana'a: United Nations Office for the Coordination of Humanitarian Affairs.

SFD. 2014. *Annual Report 2014*. Sana'a: Social Fund for Development.

SFD. 2015. *Annual Report 2015*. Sana'a: Social Fund for Development.

UNDP. 2016. *Human Development Report 2016*. New York: United Nations Development Programme.

UNICEF. 2017. *Yemen Humanitarian Situation Report June 2017*. Sana'a: United Nations Children's Fund.

UNICEF and MoPIC. 2015. *Child Budget Analysis 2015*. Sana'a: United Nations Children's Fund and Ministry of Planning and International Cooperation.

World Bank 2016. *Country Engagement Note for the Republic of Yemen for the Period FY17–FY18*. Washington, DC: World Bank.

World Bank. 2017a. "Health Nutrition and Population Statistics." World Bank website. Accessed 28 October 2017. <<http://databank.worldbank.org/data/reports.aspx?source=health-nutrition-and-population-statistics>>.

World Bank. 2017b. *International Development Association Project Paper on a Proposed Second Additional Financing and Restructuring in the Amount of SDR 145.9 million (US\$200 million equivalent) to the United Nations Children's Fund for the Yemen Emergency Crisis Response Project*. Report No: PAD2402. Washington, DC: World Bank.

World Bank. 2017c. *Yemen Emergency Crisis Response Project (P159053). Implementation Status & Results Report. 31-Jul-2017*. ISR27829. Washington, DC: World Bank.

YEMEN: PROGRAMME PROFILES

1. Disability Welfare and Rehabilitation Fund⁷⁶

Country	Yemen
Programme	Disability Welfare and Rehabilitation Fund
Previous programme name	
Start date	2002 {1}
Programme objectives	To provide financial resources to support projects for the care and rehabilitation of people with disabilities and contribute to their integration into society {1}
Programme typology	Unconditional in-kind transfers; health care benefits; educational fee waivers {1}
Programme components	In-kind and financial assistance services; medical and therapeutic services; educational services; training and rehabilitation {1}; financial aid is provided if the beneficiary needs surgical operations, physiotherapy, prosthetic devices, medicine or diagnostic or laboratory tests {2} as well as treatment in a foreign country {1}
Child-sensitive design feature	Supporting children's access to education: inclusive education; provision of educational services, expenses to cover school supplies {1} and school fee waivers {2}; programme targets children
Conditionalities	
Targeting mechanisms	Categorical {1}
Target areas	Nationwide
Target groups	People with disabilities {1}
Coverage	182,000 people with disabilities as of end-2012 in 125 centres and organisations; 47,000 received individual support as of end-2012 {3}
Number of children covered (if available)	An estimated 24.4 per cent of all beneficiaries in 2012 were children {3}
Eligibility criteria	Documentation of impaired mobility, intellectual disability, sensory disability or risk of disability {4}
Eligibility reassessment	
Type of benefits	In-kind; social services; health care benefits {2}
Amount of benefits	
Payment/delivery frequency	
Benefit delivery mechanism	
Benefit recipients	People with disabilities; children with disabilities {1}
Minimum and maximum duration of benefits	
Programme expenditure	Support provided to centres and organisations: YER2.1 billion; individual support: YER2 billion as of end-2012 {3}
Source of funding	Government of Yemen; private donations from national and foreign individuals and bodies {1}; nominal fees imposed by law on some products such as cigarettes {3}
Agencies and institutions involved	Ministry of Social Affairs and Labour; Ministry of Finance; Ministry of Planning and Development; National Union of Societies for People with Disabilities in Yemen {1}; Ministry of Civil Service {3}



⁷⁶ The programme was discontinued in 2015 {2}. Information provided in this profile refers to programme design features and characteristics as they were before discontinuation.

Legal framework	Law no. 2 of 2002, creating the Welfare and Rehabilitation Fund for people with disabilities [1]
Management information systems	
M&E mechanisms and frequency	
References/papers	<p>[1] Disability Welfare and Rehabilitation Fund. n.d. "Who are we." Disability Welfare and Rehabilitation Fund website. Accessed 28 July 2017. <http://www.yehwrf.org/content.php?lng=arabic&id=1>. In Arabic.</p> <p>[2] Disability Welfare and Rehabilitation Fund. 2014. "National Disability Strategy (2014-2018)." Disability Welfare and Rehabilitation Fund website. Accessed 28 July 2017. <http://yehwrf.org/nprint.php?sid=121>. In Arabic.</p> <p>[3] UNICEF and MoPIC. 2015. <i>Child Budget Analysis 2015</i>. Sana'a: United Nations Children's Fund and Ministry of Planning and International Cooperation of Yemen. Accessed 13 September 2017. <https://www.unicef.org/socialpolicy/files/CBA_Eng_rev8_for_printing_final_2_2_2015.pdf>.</p> <p>[4] Disability Welfare and Rehabilitation Fund. 2012. "Directory of Services of the Disability Welfare and Rehabilitation Fund: Services provided by the Fund at the individual level." Disability Welfare and Rehabilitation Fund website. Accessed 28 July 2017. <http://www.yehwrf.org/news_details.php?lng=arabic&sid=22>. In Arabic.</p>

2. Public Works Project⁷⁷

Country	Yemen
Programme	Public Works Project (PWP)
Previous programme name	
Start date	1996 {1}
Programme objectives	To address the negative impacts resulting from the economic, administrative and financial reform programme adopted by the government in 1995 {1}
Programme typology	Cash-for-work
Programme components	
Child-sensitive design feature	
Conditionalities	
Targeting mechanisms	Originally: geographical; community-based; self-targeting Currently: when demand exceeds supply, community targeting and lottery-based selection will be introduced as applicable (small contractors are responsible for the selection of participants) {2}
Target areas	Originally: 21 governorates in 2013 {1} Since 2016: all 22 governorates, with highly distressed areas prioritised {2}
Target groups	The unemployed {1}
Coverage	Before the conflict: 77,223 beneficiaries in 2013; 7.7 million people in total between the beginning of third stage (2004) and 2013 {1}; in 2016 it was partly reactivated through the Emergency Crisis Response Project, which supports small community infrastructure projects, with the objective of reaching 700,000 beneficiaries by 2019 {2}
Number of children covered (if available)	
Eligibility criteria	Participants are chosen by small contractors {2}
Eligibility reassessment	
Type of benefits	Cash (cash-for-work) {1}
Amount of benefits	
Payment/delivery frequency	
Benefit delivery mechanism	
Benefit recipients	
Minimum and maximum duration of benefits	
Programme expenditure	USD32.2 million in 2013 {1}; PWP is currently supported with USD85 million through Component 1.2 of the Emergency Crisis Response Project and Additional Financing 1 by the World Bank (2016–2019) {2}
Source of funding	Before 2015: PWP was implementing its Phase IV programme with USD283 million in funds committed by five donors, with a government contribution of 4 per cent Since 2016: World Bank financing {2}
Agencies and institutions involved	
Legal framework	Law no. 36 of 1996 {1}



⁷⁷ The conflict has negatively affected the funding of the programme. In 2016 it was partly reactivated through the Emergency Crisis Response Project and Additional Financing 1 by the World Bank {2}. Information provided in this profile refers to programme design features and characteristics as they were until 2015. Please note that brief mentions of changes made after 2015 are included to reflect the programme's shock-responsiveness.

Management information systems	A management information system was designed in-house and is being updated regularly [1]
M&E mechanisms and frequency	
References/papers	<p>[1] Azaki, A. 2015. <i>Social Protection and Safety Nets in Yemen</i>. Brighton: Institute of Development Studies. Accessed 28 July 2017. <http://www.ids.ac.uk/files/dmfile/SocialprotectionandsafetynetsinYemen.pdf>.</p> <p>[2] World Bank. 2016. <i>International Development Association project paper in a proposed additional grant in the amount of SDR 184.70 million (US\$250 million equivalent) to the United Nations Development Programme for a Yemen emergency crisis response project additional</i>. Report No: PAD2154. Washington, DC: World Bank. Accessed 28 July 2017. <http://documents.worldbank.org/curated/en/830031491945801939/pdf/PAD2154PAD2154-REVISED-0U0-9-Yemen-P161806-Project-Paper-12-28-2016-01182017.pdf>.</p>

3. Social Fund for Development (SFD)⁷⁸

Country	Yemen
Programme	Social Fund for Development (SFD)
Previous programme name	
Start date	1997 (1)
Programme objectives	To enhance the country's social safety net and to contribute to reducing poverty and achieving Yemen's development goals (1)
Programme typology	i. Cash-for-work ii. Conditional cash transfer
Programme components	i. Four key areas: a) labour-intensive cash-for-work programmes; b) capacity-building; c) small and medium-sized enterprise development; d) community development ii. Conditional cash transfers and an integrated nutrition intervention for pregnant women and mothers with young children were introduced in 2014 (1)
Child-sensitive design feature	Supporting children's access to health and nutrition; programme targets children
Conditionalities	ii. CCT: participation in nutrition and health awareness activities (1)
Targeting mechanisms	i. CFW: self-targeting (since 2016: all applicants will be accommodated; however, if demand outweighs fund availability in a given community, the community will select the neediest households) (4) ii. CCT and integrated nutrition interventions: geographical; categorical
Target areas	Nationwide (1)
Target groups	i. CFW: poor communities; unemployed (1) ii. CCT and nutrition and health interventions: pregnant and lactating women and their children under 5 years old who are either suffering from or vulnerable to malnutrition (3)
Coverage	Total beneficiaries of SFD projects in 2015: 1 million direct beneficiaries (women represent 52 per cent) i. CFW between 2011 and 2015: 1,058,283 direct beneficiaries (162,810 households); in 2015: 173,587 direct beneficiaries from wages (26,706 households); in total, between mid-2016 and May 2017: 40,845 benefited from wage employment, of which 31 per cent were female, 39 per cent were IDPs/returnees and 57 per cent were aged between 16 and 35; total target for June 2019: 400,000 ii. CCT and integrated nutrition interventions in 2015: some 4,000 women took part in the communities' health awareness and malnutrition schemes (1)
Number of children covered (if available)	ii. CCT and integrated nutrition interventions: between mid-2016 and May 2017: 17,612 women and children received nutrition services and cash transfers; target for June 2019: 85,000 beneficiaries (50,000 women and 35,000 children) (2)
Eligibility criteria	i. CFW: at community level, needy areas have been identified based on the number of poor residents and the availability of services and quality of living conditions in the areas, based on the 2004 census and 2005-2006 Household Budget Survey as well as on qualitative tools (1) ii. CCT and integrated nutrition interventions: beneficiaries eligible for the SWF; beneficiary women should be pregnant or have children under 5 (4)
Eligibility reassessment	
Type of benefits	Cash; services (1)



78. Since 2015 the programme has suffered severe funding problems due to the conflict. However, SFD continued its mandate, specifically the CFW programme, with World Bank funding via UNDP (2). Information provided in this profile refers to programme design features and characteristics as they were until 2015. Please note that brief mentions to changes made after 2015 are included to reflect the programme's shock-responsiveness.

Amount of benefits	<p>i. CFW: USD100 for each community volunteer; each participating household is eligible to receive a maximum of USD500 (regardless of household size) in wages</p> <p>ii. CCT and integrated nutrition interventions: women and children in SWF beneficiary households will receive cash assistance of YER10,000 per month (about USD40) conditional on attending health education sessions and follow-up on the treatment; other mothers and children under 5 who have been screened and identified with severe or acute malnutrition will benefit from a transportation and accommodation allowance and a treatment allowance of up to YER10,000 (about USD40) per family per month (4)</p>
Payment/delivery frequency	ii. CCT and integrated nutrition interventions: monthly (4)
Benefit delivery mechanism	
Benefit recipients	
Minimum and maximum duration of benefits	ii. CCT and integrated nutrition interventions: 12 months (6–9 months for transportation, accommodation and treatment allowance) (4)
Programme expenditure	<p>Total until 2015: USD1.12 billion committed by 14 donors (SFD Phase IV), with 20 per cent government contribution (5)</p> <p>Current situation (during conflict): World Bank granted a total of USD300 million for 2016–2019, of which USD180 million for CFW and youth-targeted community services and USD20 million for the revitalisation of small and medium-sized enterprises and employment generation (4)</p>
Source of funding	2011–2015: Yemeni government; European Union; Islamic Development Bank; World Bank; German government/KfW Development Bank; US government; UK government; Dutch government; Saudi Development Fund; Arab Fund for Economic and Social Development (AFESD); State of Kuwait; Organization of the Petroleum Exporting Countries (OPEC); UNDP; Abu Dhabi Fund for Development (ADFD) (1) ⁷⁹
Agencies and institutions involved	Ministry of Social Affairs and Labour; Ministry of Planning and International Cooperation; local administration; Ministry of Finance; Ministry of Education, Technical Education and Vocational Training (1); World Bank; UNDP (4)
Legal framework	Law no. 10 of 1997 (6)
Management information systems	SFD management information system (6)
M&E mechanisms and frequency	M&E system launched in 2002, based on the SFD management information system, field-visit project surveys, evaluation surveys and data from national surveys; impact evaluation reports are launched every three years (6); the World Bank has its own M&E system, which includes a grievances mechanism and beneficiary satisfaction through third-party monitoring, controlled every six months (4)



⁷⁹. The conflict and the security situation in the country have negatively affected the funding of the programme. A few development partners continue to fund SFD, including KfW, the Netherlands, USAID and DFID, but with much less funding than before 2015 (4).

References/papers

- [1] SFD. 2015. *Annual Report 2015*. Sana'a: Social Fund for Development. Accessed 28 July 2017. <<http://sfd.sfd-yemen.org/uploads/issues/Annual%20Report%202015%20with%20W&E%20amends%20-06%20Aug%202017-20170806-122356.pdf>>.
 - [2] World Bank. 2017. *Yemen Emergency Crisis Response Project (P159053). Implementation Status & Results Report. ISR27829*. Washington, DC: World Bank. Accessed 24 July 2017. <<https://goo.gl/S7bTcs>>.
 - [3] SFD. 2014. *Annual Report 2014*. Sana'a: Social Fund for Development. Accessed 15 September 2017. <<http://sfd.sfd-yemen.org/uploads/issues/Annual%20Report%20Interactive%20English-20160626-223544.pdf>>.
 - [4] World Bank. 2016. *International Development Association project paper in a proposed additional grant in the amount of SDR 184.70 million (US\$250 million equivalent) to the United Nations Development Programme for a Yemen emergency crisis response project additional. Report No: PAD2154*. Washington, DC: World Bank. Accessed 28 July 2017. <<https://goo.gl/PkV9R2>>.
 - [5] World Bank. 2016. *Yemen—Emergency Crisis Response Project: Appraisal Project Information Document-Integrated Safeguards Data Sheet. Emergency Crisis Response Project Additional Financing. P161806 (English)*. Washington, DC: World Bank. Accessed 28 July 2017. <<https://goo.gl/G1DQq6>>.
 - [6] SFD. n.d. "Social Fund for Development." Social Fund for Development website. Accessed 28 July 2017. <<http://www.sfd-yemen.org/index.php>>.
-

4. Social Welfare Fund (SWF)⁸⁰

Country	Yemen
Programme	Social Welfare Fund (SWF)
Previous programme name	
Start date	1996 [1]
Programme objectives	To alleviate the negative impacts of the removal of subsidies and financially support families living in poverty by transferring cash to individuals in certain social and economic groups [1]
Programme typology	Unconditional cash transfer [1]
Programme components	
Child-sensitive design feature	Benefit increases with the number of household members/children; programme targets children
Conditionalities	
Targeting mechanisms	Initially geographical and categorical; later, a proxy means test (PMT) was introduced to select beneficiaries (only from October 2012 onwards were beneficiaries selected through a PMT systematically incorporated into the programme) [2]
Target areas	Nationwide [1]
Target groups	Families/individuals living in poverty; people with disabilities; orphans; elderly people; women without a breadwinner; unemployed people without income [2]
Coverage	In 2013, 1.5 million families and over 8 million individuals [1]; 35 per cent of the population lived in a household with at least one beneficiary, of which: 2.6 per cent with a permanent full disability; 7.6 per cent with a permanent partial disability; 0.4 per cent with a temporary full/partial disability; 3.8 per cent orphans; 34.6 per cent elderly; 23.5 per cent women without a breadwinner; 27.6 per cent unemployed [2]
Number of children covered (if available)	4.25 million children under 18 years (57 per cent of the individuals within SWF beneficiary households) [1]; 7,235 orphans in 2013 [2]; in 2012: 389,024 child beneficiaries and 47,538 orphans [3]
Eligibility criteria	<p>Social category: people with disabilities (full and permanent; partial and permanent; full or partial and temporary; the common condition is that the person is unable to work either permanently or temporarily due to disability or chronic illness; those with a partial permanent disability, for instance, include those suffering from chronic diseases such as diabetes, asthma, tuberculosis, heart disease, kidney failure, rheumatism, cancer, AIDS, hepatitis, anaemia and several psychological disorders); orphans (under 18 years old whose parents are either dead or who have disappeared; also for those aged 18–25 years if they are enrolled in college or technical education); elderly people (above age 55 for women and 60 for men)</p> <p>Economic category: women without a breadwinner in the household (single, widowed or divorced women not remarried) whose breadwinner is absent for any reason and does not support them; they need to be above age 18, unless they are widowed or divorced with at least one child; unemployed (a man who does not have a public or private job and/or whose income/earnings are below the level of the SWF cash assistance; the potential beneficiaries must be between 18 and 60 years old)</p> <p>The legal conditions that apply to any applicant to the SWF programme are: (i) the individual or his/her family has no source of income (either from property, business or work) that might compensate for the lack of government assistance; and (ii) the individual or his/her family has no relative legally obliged to support him/her financially [2]</p>



80. The programme was discontinued due to the conflict and a lack of funds (including the suspension of donor funds) in 2015. The suspension has left 8–9 million people without social protection support, but the interruption of civil servants' salary payments prevented international donors from continuing to support the financial transfers through the SWF. In May 2017 the World Bank and UNICEF launched the Yemen Emergency Crisis Response Project Second Additional Financing (AF2) using the database of SWF beneficiary households to target assistance [1]. Information provided in this profile refers to programme design features and characteristics as they were before its disruption in 2015.

Eligibility reassessment	After the 2008 Comprehensive Social Survey (CSS), individuals meeting the economic criteria should have their information updated on the CSS database every two years, while individuals meeting the social criteria should have their information updated on the database every five years [2]
Type of benefits	Cash [4]
Amount of benefits	The amount varied between YER3,000 and YER6,000 per household depending on household size: one person YER3,000; two people YER3,600; three people YER4,200; four people YER4,800; five people YER5,400; more than five people YER6,000; the average amount paid per family was YER5,000; the World Bank Additional Financing Project (AF2) maintains the average amount of YER5,000 [1]
Payment/delivery frequency	Quarterly [1]
Benefit delivery mechanism	Delivered through post offices and cashiers, and a smaller number through banks [2]
Benefit recipients	Individuals within a poor household meeting the programme criteria [2]
Minimum and maximum duration of benefits	In principle, before 2015, SWF benefits should last for two years for beneficiaries who met the economic criteria, and for five years for beneficiaries who met the social criteria (or the period defined at enrolment) [2]
Programme expenditure	SWF budget for social assistance in 2014: USD287.6 million [4]
Source of funding	Since its inception in 1996, the cash transfer programme has been funded by the Government of Yemen, with partial financial support from the World Bank, the European Union and the USA [1]
Agencies and institutions involved	Ministry of Labour and Social Affairs [2]; World Bank; UNICEF; WFP; Arab Fund for Development [4]
Legal framework	Law no. 31 of 1996 [2]
Management information systems	SWF monitoring and information system [2]
M&E mechanisms and frequency	In 2012, the Yemen National Social Protection Monitoring Survey was designed as a tool to regularly monitor living conditions and information on how poor and vulnerable populations are coping in Yemen, to produce evidence on the impact of the SWF cash transfer programme and inform improvements in future social protection efforts and programme targeting; impact estimates were generated by the IPC-IG [2]
References/papers	<p>[1] World Bank. 2017. <i>International Development Association Project Paper on a Proposed Second Additional Financing and Restructuring in the Amount of SDR 145.9 million (US\$200 million equivalent) to the United Nations Children's Fund for the Yemen Emergency Crisis Response Project</i>. Report No: PAD2402. Washington, DC: World Bank. Accessed 28 July 2017. <http://documents.worldbank.org/curated/en/682921495418453668/pdf/RY-ECRP-AF2-Project-Paper-5-8-17-05122017.pdf>.</p> <p>[2] IPC-IG and UNICEF. 2014. <i>Yemen National Social Protection Monitoring Survey (NSPMS): 2012-2013</i>. Brasília: United Nations Children's Fund, International Policy Centre for Inclusive Growth, Interaction in Development, and Ministry of Planning and International Cooperation of Yemen. Accessed 28 July 2017. <http://www.ipc-undp.org/pub/eng/Yemen_National_Social_Protection_Monitoring_Survey_2012_2013.pdf>.</p> <p>[3] UNICEF and MoPIC. 2015. <i>Child Budget Analysis 2015</i>. Sana'a: United Nations Children's Fund and Ministry of Planning and International Cooperation of Yemen. Accessed 13 September 2017. <https://www.unicef.org/socialpolicy/files/CBA_Eng_rev8_for_printing_final_2_2_2015.pdf>.</p> <p>[4] Azaki, A. 2015. <i>Social Protection and Safety Nets in Yemen</i>. Brighton: Institute of Development Studies. Accessed 28 July 2017. <http://www.ids.ac.uk/files/dmfile/SocialprotectionandsafetynetsinYemen.pdf>.</p>

ADDITIONAL PROGRAMMES

Country	Programme name	Programme type	Target population group	Targeting mechanism	Coverage (year)	Child-sensitive design feature
Djibouti	Scholarships for education	Fee waivers; health care benefits	Children	Categorical	-	Targets children; supports access to health and education
	Canteen and transport subsidy for university students	Conditional cash transfer	Other (university students)	-	900 individuals (2014)	-
Iran	Medical services and insurance (Imam Khomeini Relief Committee)	Health care benefits; non-contributory insurance	-	-	1,197,666 individuals (2013)	-
Jordan	Housing for the poor	Housing programme	Poor households	Means-tested; Community-based	-	-
	Food security programme	Unconditional in-kind benefit	Poor households	Community-based	-	-
Kuwait	School feeding programme	School feeding programme	Children	Categorical	136,000 individuals (2011)	Targets children; supports access to nutrition
	Physical disability grant	Unconditional cash transfer	People with disabilities	Categorical	-	-
Lebanon	Fund for the displaced	Cash transfers	Displaced people	Categorical	244 individuals (2006)	-
Morocco	Reimbursement and subsidy (lower prices or free) of drug costs	Health care benefits	Universal	Universal	-	-
Qatar	School feeding programme	School feeding programme	Children	Categorical	57,000 individuals (2011)	Targets children; supports access to nutrition
Saudi Arabia	School feeding programme	School feeding programme	Children	Categorical	2,121,000 individuals (2011)	Targets children; supports access to nutrition

Note: This table summarises additional programmes for which little information was available.

Sources:

Djibouti

Scholarship for education: Silva, J., V. Levin and M. Morgandi. 2013. *Inclusion and resilience: the way forward for social safety nets in the Middle East and North Africa*. Rome: World Bank. Accessed 28 July 2017. <<https://openknowledge.worldbank.org/bitstream/handle/10986/14064/9780821397718.pdf?sequence=1&isAllowed=y>>.

Canteen and transport subsidy for university students: Honorati, M., U. Gentilini, and R.G. Yemtsov. 2015. *The state of social safety nets 2015*. Washington, DC: World Bank. Accessed 28 July 2017. <<https://goo.gl/qe6mYG>>.

Iran

Medical services and insurance (Imam Khomeini Relief Committee): Government of Iran. 2013. *Iran statistical yearbook 1392, 15. Welfare and social security*. Tehran: Government of Iran. Accessed 28 July 2017. <<http://irandataportal.syr.edu/wp-content/uploads/WELFARE-AND-SOCIAL-SECURITY.pdf>>.

Jordan

Housing for the poor; food security programme: UNICEF. 2009. *Selected Public Social Protection Programs in Jordan*. Amman: United Nations Children's Fund Jordan. Internal archives.

Kuwait

School feeding programme: Burbano de Lara, C., D. Bundy, L. Drake, and A. Gelli. 2013. *State of school feeding worldwide 2013*. Rome: World Food Programme. Accessed 25 July 2017. <<http://documents.wfp.org/stellent/groups/public/documents/communications/wfp257481.pdf>>.

Physical disability grant: Honorati, M., U. Gentilini, and R.G. Yemtsov. 2015. *The state of social safety nets 2015*. Washington, DC: World Bank. Accessed 28 July 2017. <<https://goo.gl/bPzUhi>>.

Lebanon

Fund for the displaced: The Civil Society Knowledge Centre. 2017. "Ministry of the Displaced and The Central Fund of the Displaced." The Civil Society Knowledge Centre website. Accessed 27 July 2017. <<http://civilsociety-centre.org/content/ministry-displaced-and-central-fund-displaced>>.

Ministry of Finance. 2007. *Public Services and Support. Outreach and Gaps*. Beirut: Ministry of Finance. Internal archives.

Morocco

Reimbursement and subsidy (lower prices or free) of drug costs: Ministère de la Santé. 2013. *Note de présentation du décret no. 2-13-852 relatif aux conditions et aux modalités de fixation du prix public de vente des médicaments fabriqués localement ou importés*. Rabat: Royaume du Maroc. Accessed 28 July 2017. <http://www.sgg.gov.ma/Portals/0/lois/Projet_decret_2.13.852_Fr.pdf>.

Qatar

School feeding programme: WFP. 2013. *State of school feeding worldwide 2013*. Rome: World Food Programme. Accessed 27 July 2017. <<http://documents.wfp.org/stellent/groups/public/documents/communications/wfp257481.pdf>>.

Saudi Arabia

School feeding programme: WFP. 2013. *State of school feeding worldwide 2013*. Rome: World Food Programme. Accessed 27 July 2017. <<http://documents.wfp.org/stellent/groups/public/documents/communications/wfp257481.pdf>>.

ANNEX I: Number of programme types by country

Country	Total no. of schemes	UCT	Uncond. in-kind	Subsidies	CCT	School feeding	Non-con. health insurance	Health care benefits	Housing	Edu. fee waivers	CFW	Cond. in-kind
Algeria	14	3	0	1	2	1	4	0	1	1	3	2
Bahrain	6	3	0	2	0	0	0	0	1	0	0	0
Djibouti	9	1	2	1	1	1	0	2	0	1	1	0
Egypt	8	2	0	1	1	1	1	0	1	0	1	0
Iran	18	7	5	1	0	3	4	1	0	0	0	0
Iraq	3	1	1	1	0	0	0	0	0	0	0	0
Jordan	18	7	3	1	1	1	2	1	1	1	0	0
Kuwait	6	3	1	1	1	1	0	0	2	1	0	0
Lebanon	4	1	1	1	0	0	0	2	0	1	0	0
Libya	4	2	1	1	0	0	0	1	1	0	0	0
Morocco	9	2	0	1	2	1	1	1	0	0	1	1
Oman	3	2	1	1	1	0	0	0	1	0	0	0
Qatar	12	10	1	1	1	1	0	0	1	0	0	0
Saudi Arabia	5	2	0	1	1	1	0	0	0	0	0	0
SOP	9	5	3	0	0	0	0	1	0	1	0	0
Sudan	5	2	2	0	1	1	1	0	1	1	0	0
Syria	3	3	0	0	0	0	0	0	0	0	0	0
Tunisia	7	1	0	1	2	1	0	2	0	0	0	0
UAE	8	5	1	1	0	0	0	0	2	1	0	0
Yemen	4	1	1	0	1	0	0	1	0	1	2	0
All countries	155	63	23	17	15	13	13	12	12	9	8	3

Source: Authors' elaboration based on programmes mapped.

Note: A scheme can be classified as more than one programme type.

ANNEX II: Coverage estimates, target age group and year of reference of programmes included in the coverage analysis, by country and programme type

Country	Programme	Programme group	Number of children covered	Selected age group for analysis	Coverage year	Proportion of population covered in selected age group (%)	Estimated proportion of multidimensionally poor children covered (%)	Estimated proportion of monetarily poor children covered (%)
Algeria	Travaux d'Utilité Publique à Haute Intensité de Main d'Oeuvre (TUP-HIMO)	CFW	44,030 (e)	0–17	2010–2015	0.33	1.15	3.75
Algeria	Allocation Forfaitaire de Solidarité	CT	276,327 (e)	0–17	2016	2.05	7.04	23.01
Algeria	Dispositif d'Activité d'Insertion Sociale	CFW	740,783 (e)	0–17	2016	5.49	18.93	61.68
Algeria	Programme pour la Promotion et Insertion des Personnes Handicapées	CT	926,009 (e)	0–17	2014	7.19	24.72	80.84
Algeria	Allocation Spéciale de Scolarité	CT/C	3,000,000	6–17	2013	40.91	140.60	459.70
Algeria	Blanche Algérie	CFW	185,762 (e)	0–17	2005–2010	1.55	5.36	17.46
Algeria	Cantine Scolaire	SR	3,300,000	6–17	2013	45.00	155.19	NA
Algeria	Fournitures Scolaires	SR	2,579,859	6–17	2011	35.15	121.20	NA
Algeria	Manuel Scolaire	SR	4,400,000	6–17	2014	58.98	203.37	NA
Bahrain	Unemployment Aid	CT	4,237 (e)	0–17	2010	1.45	NA	NA
Djibouti	Social Safety Net Project	CFW	10,039 (e)	0–17	2016	2.82	NA	NA
Djibouti	Programme National de Solidarité Famille (PNSF—National Programme of Family Solidarity)	NI	558 (e)	0–17	2016	0.16	NA	NA
Djibouti	National School Feeding Programme	SR	36,850	6–17	2016	15.71	NA	NA
Djibouti	Emergency Food Assistance (General Food Distribution Programme)	IK	8,050 (e)	0–17	2016 (e)	2.26	NA	NA
Djibouti	Relief Assistance through E-vouchers in Vulnerable Urban Areas (General Food Distribution Programme)	IK	9,075 (e)	0–17	2016 (e)	2.55	NA	NA
Egypt	Takaful	CT	2,063,732 (e)	0–17	2016	5.58	33.60	19.37
Egypt	Karama	CT	130,379 (e)	0–17	2016	0.35	2.12	1.22
Egypt	Social Solidarity Pension	CT	2,426,282 (e)	0–17	2015	6.56	39.51	22.77



Country	Programme	Programme group	Number of children covered	Selected age group for analysis	Coverage year	Proportion of population covered in selected age group (%)	Estimated proportion of multidimensionally poor children covered (%)	Estimated proportion of monetarily poor children covered (%)
Egypt	School Feeding Programme	SR	12,500,000	6–17	2016	57	567	NA
Iran	Targeted Subsidies Reform Act	CT	20,754,912 (e)	0–17	2011	96.70	NA	NA
Iran	Free milk distribution in schools (provided by Ministry of Education)	SR	14,450,000	6–17	2011	105.91	NA	NA
Iran	One hot meal in rural child care centres (provided by SWD)	SR	144,321	0–5	2011	1.85	NA	NA
Iran	Free milk distribution in kindergartens (provided by SWD)	SR	602,327	0–5	2011	7.70	NA	NA
Iran	Plan on nutrition for needy children under 6 years old and pregnant mothers (provided by IKRC)	IK	64,688	0–6	2011	0.83	NA	NA
Iran	Villagers and Nomads Social Insurance Fund	HRP	956,641 (e)	0–17	2011	4.46	NA	NA
Iran	Social Insurance for Female Heads of Households (provided by IKRC)	HRP	146,455 (e)	0–17	2011	0.68	NA	NA
Iran	Social Insurance for Female Heads of Households (funded by SWD)	HRP	88,740 (e)	0–17	2012	0.41	NA	NA
Iran	Shahid Rajaee Project (provided by IKRC)	CT	384,171 (e)	0–17	2013	1.78	NA	NA
Iran	Medical services and insurance (provided by IKRC)	HRP	333,412 (e)	0–17	2013	1.55	NA	NA
Iraq	Public Distribution System (PDS)	IK	15,488,009 (e)	0–17	2016	88.70	190.76	382.35
Iraq	Social Protection Network	CT	3,050,668 (e)	0–17	2016 (e)	17.47	37.57	76.30
Jordan	Recurring Cash Assistance (NAF)	CT	114,792	0–17	2017	2.85	14.04	NA
Jordan	Handicapped Care Cash Assistance (NAF)	CT	7,626 (e)	0–17	2013	0.21	1.04	NA
Jordan	Physical rehabilitation cash assistance (NAF)	CT	1,084 (e)	0–17	2013	0.03	0.15	NA
Jordan	Monthly cash assistance (NZF)	CT	32,719 (e)	0–17	2013	0.91	4.48	NA
Jordan	Occasional in-kind assistance (NZF)	IK	115,606 (e)	0–17	2013	3.21	15.45	NA
Jordan	Medical care programmes (NZF)	HRP	42,769 (e)	0–17	2013	1.19	5.71	NA
Jordan	Student assistance (NZF)	NI	410	0–17	2010	0.01	0.06	NA



Country	Programme	Programme group	Number of children covered	Selected age group for analysis	Coverage year	Proportion of population covered in selected age group (%)	Estimated proportion of multidimensionally poor children covered (%)	Estimated proportion of monetarily poor children covered (%)
Jordan	National School Feeding Programme	SR	350,000	6–17	2015	14.39	98.38	NA
Kuwait	School Feeding Programme	SR	136,000	6–17	2011	26.89	NA	NA
Kuwait	Zakat Fund (Supplies)	IK	15,030,06 (e)	0–17	2016 (e)	1.52	NA	NA
Libya	Food baskets	IK	57,728	0–17	2016	2.74	NA	NA
Morocco	<i>Tayssir</i>	CT/C	736,380	6–15	2017	11.86	28.59*	NA
Morocco	<i>Travaux Publics à Haute Intensité de Main d'Oeuvre</i>	CFW	80,188 (e)	0–17	2009	0.72	1.72	NA
Morocco	<i>Régime d'Assistance Médicale aux Économiquement Démunis (RAMED)</i>	HRP	2,052,169 (e)	0–17	2016	17.86	42.72	NA
Morocco	<i>Fond d'Entraide Familiale</i> (Mutual Family Support Fund)	CT	5,520 (e)	0–17	2014	0.05	0.12	NA
Morocco	<i>L'Appui Direct aux Femmes Veuves</i>	CT	108,139 (e)	0–17	2017	0.94	2.24	NA
Morocco	<i>Cantines Scolaire</i>	SR	1,399,453	6–17	2017	18.94	45.68	NA
Morocco	<i>Initiative Royale 1 Million de Cartables</i>	SR	4,260,000	6–17	2017	57.67	139.06	NA
Oman	Monthly Cash Assistance Programme	CT	143,767 (e)	0–17	2015	13.50	NA	NA
Oman	Social Aid Services and Emergency Assistance	CT	3,746 (e)	0–17	2016	0.34	NA	NA
Qatar	Social Insurance for Divorcees	CT	1,720 (e)	0–17	2009	0.68	NA	4.55
Qatar	Old-Age, Incapacity Benefit	CT	829 (e)	0–17	2009	0.33	NA	2.19
Qatar	Social Insurance for Widows	CT	1,052 (e)	0–17	2009	0.42	NA	2.78
Qatar	Special Needs Allowance	CT	2,540 (e)	0–17	2009	1.01	NA	6.71
Qatar	School Feeding Programme	SR	57,000	6–17	2011	30.17	NA	NA
Saudi Arabia	Supplementary Support Programme	CT	823,783 (e)	0–17	2011	8.50	NA	NA
Saudi Arabia	<i>Hafiz</i> —Searching for Employment Programme	CT	2,121,669 (e)	0–17	2012	22.00	NA	NA
Saudi Arabia	School Feeding Programme	SR	2,121,000	6–17	2011	34.20	NA	NA
Palestine	Palestinian National Cash Transfer Programme (PNCTP)	CT	322,318 (e)	0–17	2013	13.56	39.06	49.84
Palestine	Food Assistance Programme	IK	246,624 (e)	0–17	2016	11.06	31.86	40.65



Country	Programme	Programme group	Number of children covered	Selected age group for analysis	Coverage year	Proportion of population covered in selected age group (%)	Estimated proportion of multidimensionally poor children covered (%)	Estimated proportion of monetarily poor children covered (%)
Palestine	Protection, care and rehabilitation of marginalised and vulnerable groups	IK	5,670	0–17	2014	0.26	0.76	0.97
Palestine	Financial Assistance to Poor and Vulnerable Families (Zakat Fund)	CT	29,836 (e)	0–17	2007–2011	1.45	4.17	5.33
Palestine	In-kind assistance (Zakat Fund)	IK	146,538 (e)	0–17	2007–2011	7.11	20.50	26.15
Sudan	Zakat Fund	CT	6,116,138 (e)	0–17	2016	32.24	37.06	NA
Sudan	Fee Waiver for Health Insurance for Poor Families (Zakat and MoFNE funded)	HRP	7,866,522 (e)	0–17	2016	41.47	47.66	NA
Tunisia	<i>Programme National d'Aide aux Familles Nécessiteuses</i> (PNAFN)	CT	224,755 (e)	0–17	2015	7.12	33.58	32.80
Tunisia	<i>Programme d'Allocations Scolaires</i> (PPAS)	CT/C	89,626 (e)	6–17	2017	4.49	21.19	20.70
Tunisia	Back-to-School Education Benefit	CT/C	373,000 (e)	6–17	2015	19.10	90.12	88.04
Tunisia	National School Meals Programme	SR	240,000	6–17	2016	12.21	NA	NA
Tunisia	<i>Assistance Médicale Gratuite I</i> (AMG I)	HRP	270,559 (e)	0–17	2015	8.57	40.42	39.49
Tunisia	<i>Assistance Médicale Gratuite II</i> (AMG II)	HRP	731,953 (e)	0–17	2016	22.84	107.72	105.23
UAE	Monthly Cash Benefit	CT	4,882	0–17	2012	0.35	NA	NA
Yemen	Social Fund for Development (public works programme)	CFW	82,213 (e)	0–17	2015	0.64	0.84	NA
Yemen	Social Fund for Development Programme (CCT)	CT	12,693 (e)	0–17	2015	0.10	0.13	NA
Yemen	Public Works Project	CFW	249,929 (e)	0–17	2013	2.02	2.65	NA
Yemen	Social Welfare Fund (suspended)	CT	4,250,000	0–17	2013	34.40	45.03	NA

Notes:

NA = Not applicable/not available; (e) = estimated by authors

Programme groups: CT = cash transfers (conditional and unconditional); C/CT = cash transfers for families with children (school allowances);

SR = school-related programmes; HRP = health-related programmes; IK = in-kind programmes (food); CFW = cash-for-work

*For the *Tayssir* programme in Tunisia, the age-disaggregated incidence (6–17) of moderate poverty was used (41.47 per cent).

ANNEX III: Total population (2016), average household size and source used to estimate average household size

Country	Total population [2016]	Total population under 18 [2016]	Average household size	Source used to estimate average household size
Algeria	40,606,052	13,495,143	6.00	MICS 2012-2013
Bahrain	1,425,171	334,791	5.90	2010 Census
Djibouti	942,333	345,586	5.90	MICS 2006
Egypt	95,688,681	36,997,122	4.10	DHS 2014
Iran	80,277,428	22,148,779	3.55	National Population and Housing Census 2011
Iraq	37,202,572	17,460,417	6.50	MICS 2011
Jordan	9,455,802	3,958,793	5.10	DHS 2012
Kuwait	4,052,584	988,808	7.70	Household Income and Expenditure Survey 2013
Lebanon	6,006,668	1,742,580	4.23	Central Administration of Statistics website [information refers to 2007]
Libya	6,293,253	2,110,577	6.00	WHO 2010
Morocco	35,276,786	11,491,097	4.60	CERED [2017] [information refers to 2014]
Oman	4,424,762	1,116,959	6.70	MICS 2014
Qatar	2,569,804	416,705	6.40	MICS 2012
Saudi Arabia	32,275,687	9,640,876	6.40	2010 Census
Palestine	4,551,566	2,230,677	6.00	Palestinian Central Bureau of Statistics website [information refers to 2011]
Sudan	39,578,828	18,971,171	5.90	MICS 2014
Syria	18,430,453	8,231,106	5.55	MICS 2006
Tunisia	11,403,248	3,205,315	4.20	MICS 2011-2012
UAE	9,269,612	1,498,134	4.30	Dubai Statistics Center website [information refers to 2016]
Yemen	27,584,213	12,957,231	6.70	DHS 2013

Sources:

Total population and total population under 18

All countries: World Bank. 2017. "Health Nutrition and Population Statistics." World Bank website. Accessed 28 October 2017. <http://databank.worldbank.org/data/reports.aspx?source=health-nutrition-and-population-statistics>.

Average household size (other than MICS and DHS)

Bahrain: Central Informatics Organisation. n.d. "Average Size of Private Households by Governorate and Nationality of Household—2010 Census." Central Informatics Organisation website. Accessed 19 December 2017. http://www.cio.gov.bh/cio_ara/English/Publications/Census/RBCHouseholds/00.pdf.

Iran: Statistical Centre of Iran. 2012. *National Population and Housing Census, 2011: Selected Findings*. Tehran: Statistical Centre of Iran.

Kuwait: Kuwait Central Statistical Bureau. n.d. "Household income and expenditure survey 2013." Kuwait Central Statistical Bureau website. Accessed 19 December 2017. https://www.csb.gov.kw/Socan_Statistic_EN.aspx?ID=16.

Lebanon: Central Administration of Statistics. n.d. "The average household size in Lebanon was 4.23 in 2007." Central Administration of Statistics website. Accessed 4 March 2018. http://www.cas.gov.lb/index.php/en/?option=com_content&view=article&id=100:syb-2009&Itemid=102.

Libya: WHO. 2010. *Country Cooperation Strategy for WHO and Libya 2010–2015*. Cairo: World Health Organization Regional Office for the Eastern Mediterranean.

Morocco: CERED. 2017. *Projections de la population et des ménages entre 2014 et 2050*. Rabat: Centre d'Etudes et de Recherches Démographiques.

State of Palestine: PCBS. n.d. "Average Monthly Household Expenditure and Consumption in Jordanian Dinar (JD) in Palestine by Commodities, Services Groups and Region, 2011." Palestinian Central Bureau of Statistics website. Accessed 19 December 2017. http://www.pcbs.gov.ps/Portals/_Rainbow/Documents/Expenditure_2011_e.htm.

Saudi Arabia: Abdul Salam, A., I. Elsegaey, R. Khraif, and A. Al-Mutairi. 2014. "Population distribution and household conditions in Saudi Arabia: reflections from the 2010 Census." *SpringerPlus* 3(530).

UAE: Dubai Statistics Center. 2017. "Households and Residential Combines by Selected Characteristics: Emirate of Dubai." Dubai Statistics Center website. Accessed 19 December 2017. https://www.dsc.gov.ae/Report/Copy%20of%20DSC_SYB_2016_01%20_%2005.pdf.

ANNEX IV: Readers' guide

Programme	Programme title (as per the official translation into English). When the programme title is provided in the country's original language, it is followed by the official translation into English (in brackets). Note that some programmes consist of several subprogrammes (indicated by i, ii, iii etc.).
Previous programme name	In case the programme's title has been altered, the previous title is inserted here (as the official translation into English).
Start date	Year of creation
Programme objectives	Description of the programme's overall aims and objectives
Programme typology	<p>The following programme typologies were included, comprising the following definitions:</p> <p>Unconditional cash transfers: cash provision without particular co-responsibilities for beneficiaries</p> <p>Conditional cash transfers: cash provision to individuals or households on condition that they undertake specified co-responsibilities or activities</p> <p>Unconditional in-kind transfers: distribution of food, vouchers or other in-kind transfers without any form of co-responsibility</p> <p>Conditional in-kind transfers: provision of in-kind benefits upon fulfilment of conditions</p> <p>School feeding programmes: delivery of food to schoolchildren, commonly provided in two ways: (1) in-school feeding; (2) take-home rations, where families are given food if their children attend school</p> <p>Public works programmes (cash-for-work): engage participants in labour-oriented activities with a remuneration</p> <p>Educational fee waivers: assist households in meeting the cost of education</p> <p>Housing benefits: one-time subsidies to poor households to purchase or build housing units and allowances that offset some of the costs of their housing and housing-related services</p> <p>Non-contributory health insurance: programmes providing vulnerable groups with insurance that pays for medical expenses; this can be a reimbursement to the insured or paid to the care provider directly</p> <p>Health care benefits: free or subsidised health care services</p> <p>Food and energy subsidies: untargeted subsidies that lower the price of energy and food items</p> <p>Observation: programme types are not mutually exclusive and might overlap</p>
Programme components	Description of the programme's key features and components: details of benefits provided that might be comprised within the overall strategy to fulfil programme objectives; additional provisions that are not included in the programme's typology can be detailed, if applicable.



Child-sensitive design feature	<p>Five features were considered:</p> <p>Supporting children's access to education: programmes whose design aims to increase children's access to education</p> <p>Supporting children's access to health: programmes that explicitly support children's access to health services, including those that target lactating or pregnant women (not including programmes that target poor households in general)</p> <p>Supporting children's access to nutrition: programmes providing food transfers to children, including those targeting lactating or pregnant women (not including programmes targeted at poor households in general)</p> <p>Cash transfers whose structure allows for the benefit levels to increase according to the number of children/members in the household (even if there is a cap), as well as programmes in which benefits are paid per child</p> <p>Programmes targeting children: programmes explicitly targeting children (including orphans and children with disabilities) in at least one of its components; programmes targeting poor households, without specifying children, are not included here</p> <p>Observation: child-sensitive design features are not mutually exclusive and might overlap</p>
Conditionalities	Particular co-responsibilities that must be fulfilled by beneficiaries as specified by the programme design
Targeting mechanisms	<p>Categorical targeting</p> <p>Means-tested</p> <p>Geographical targeting</p> <p>Proxy means test (PMT)</p> <p>Self-targeting</p> <p>Community-based targeting</p> <p>Universal</p> <p>Observation: targeting mechanisms are not mutually exclusive and might overlap</p>
Target areas	The geographical areas in which the programme is targeted; reads 'nationwide' if it is not geographically targeted
Target groups	<p>Poor households</p> <p>Children</p> <p>Women</p> <p>People with disabilities</p> <p>Children with disabilities: programmes that explicitly target children with disabilities, or that have at least one component directing special benefits/services to this group</p> <p>Orphans</p> <p>Elderly people</p> <p>Unemployed people</p> <p>Chronically ill people</p> <p>Other: includes a variety of groups (e.g. war veterans, families of prisoners or those affected by emergencies)</p> <p>Observation: target groups are not mutually exclusive and might overlap (e.g. poor students: poor households; children)</p>
Coverage	<p>Number of households or individuals benefited by the programme, disaggregated by target group, age and gender, when available. Number of individuals can be reported as direct or indirect beneficiaries. All information is followed by the reference year.</p> <p>Universal programmes read 'universal'.</p>



Number of children covered (if available)	Number of children benefited by the programme, disaggregated by age group and gender, when available. This field can report the number of children directly benefited (if the programme targets children) or indirect beneficiaries (when the programme does not target children specifically, but the overall number of child beneficiaries is available).
Eligibility criteria	Eligibility criteria are set to restrict programme participation to certain groups (e.g. belong to a certain age group; belong to another social protection programme etc.)
Eligibility reassessment	Methodology and frequency of eligibility reassessment of beneficiaries
Type of benefits	<p>Cash: includes cash transfers and cash-for-work in public works programmes</p> <p>Fee waiver/reduction in fees: includes education fee waivers; health care fee waivers</p> <p>Health care services</p> <p>Non-contributory insurance</p> <p>Housing</p> <p>In-kind</p> <p>Services: includes general services and training</p> <p>Subsidised prices: includes food, fuel and electricity; medicines</p> <p>Observation: types of benefits are not mutually exclusive and might overlap</p>
Amount of benefits	Benefit amount paid in Local Currency Units (LCU) and the year of reference; when not available in LCU, benefits are reported in USD
Payment/delivery frequency	Ad hoc; bi-monthly; monthly; one-off; quarterly; yearly; twice a year; every 15 days; other (e.g. daily, every three months)
Benefit delivery mechanism	<p>Bank account deposits</p> <p>Post office</p> <p>Distribution points</p> <p>Smart card</p> <p>Vouchers/ratio cards</p> <p>Other</p>
Benefit recipients	The person in the household who is entitled to receive the benefit, if applicable
Minimum and maximum duration of benefits	Minimum and maximum duration of the scheme, if applicable
Programme expenditure	Detail of budget allocated to the programme and the corresponding period or year, disaggregated by subprogramme or programme component, when available
Source of funding	Source of funding and details of institutions responsible for financing the programme (both national and international, if applicable)
Agencies and institutions involved	Government institutions and partners involved in the programme's implementation
Legal framework	Programme's legal basis
Management information systems	Description of the programme's management information system, if applicable
M&E mechanisms and frequency	Description of the programme's M&E mechanisms and frequency
References/papers	Sources



International Policy Centre for Inclusive Growth

SBS, Quadra 1, Bloco J, Ed. BNDES, 13º andar
70076-900 Brasília, DF - Brazil
Telephone: +55 61 2105 5000

ipc@ipc-undp.org • www.ipc-undp.org